




## **YARDIMCI PROFİLLER** AUXILIARY PROFILES

- **KÖŞE TAKOZLARI** / CORNER WEDGES
- **BAGLANTI TAKOZLARI** / CONNECTION WEDGES
- **PERVAZ PROFİLLERİ** / SIDE PROFILES
- **LAMBRI, DAMLALIK** / PANEL, DROPPER

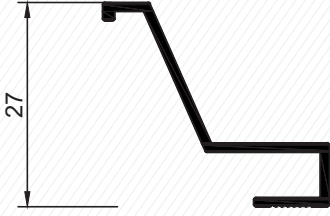
# LAMBRI, DAMLALIK

## PANEL, DROPPER

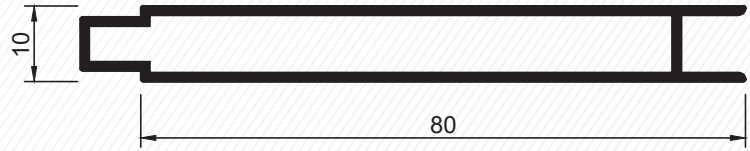




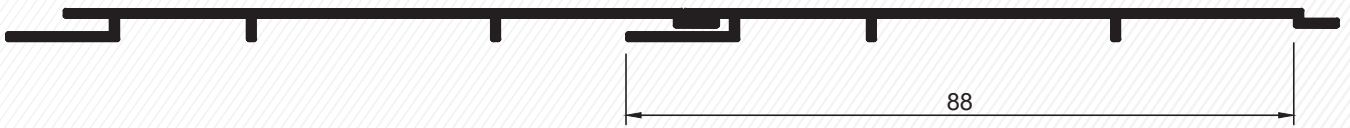
Profiller / Profiles



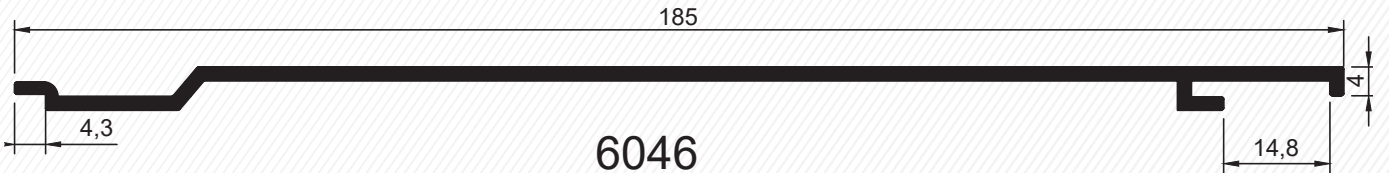
**1036**  
0,192 kg/m



**1057**  
0,620 kg/m



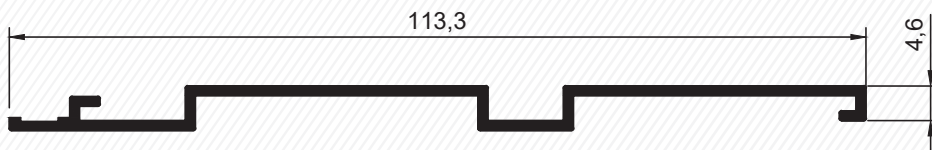
**1056**  
0,361 kg/m



**6046**  
1,020 kg/m



**6046**



**6047**  
0,490 kg/m



**6047**