




## **YARDIMCI PROFİLLER** AUXILIARY PROFILES

- **KÖŞE TAKOZLARI** / CORNER WEDGES
- **BAGLANTI TAKOZLARI** / CONNECTION WEDGES
- **PERVAZ PROFİLLERİ** / SIDE PROFILES
- **LAMBRI, DAMLALIK** / PANEL, DROPPER

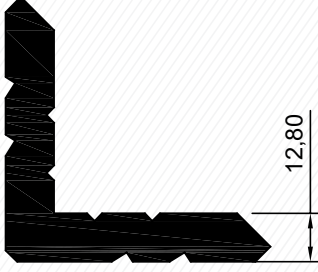
# KÖŞE TAKOZLARI

## CORNER WEDGES

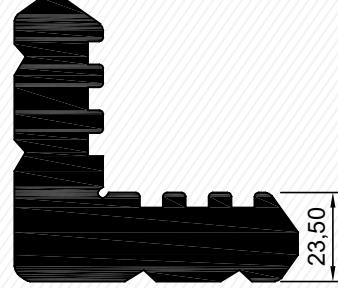




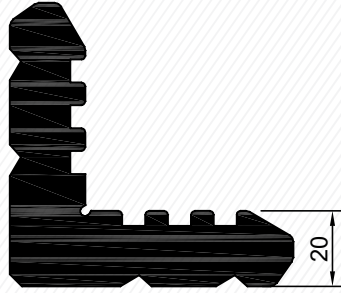
Profiller / Profiles



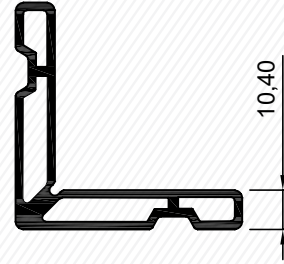
695  
4,028 kg/m



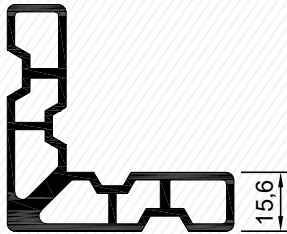
912  
7,182 kg/m



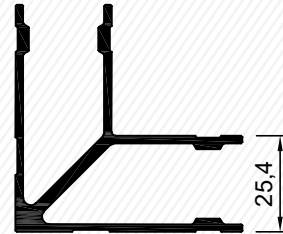
913  
6,155 kg/m



930  
1,446 kg/m



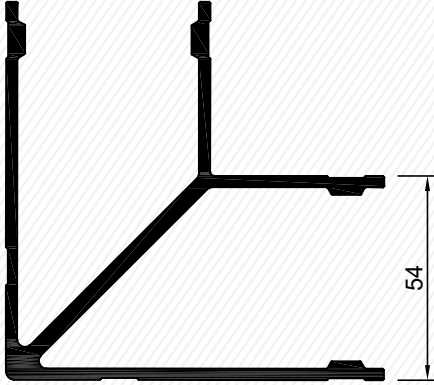
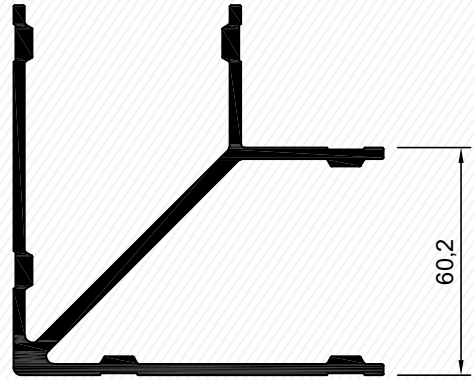
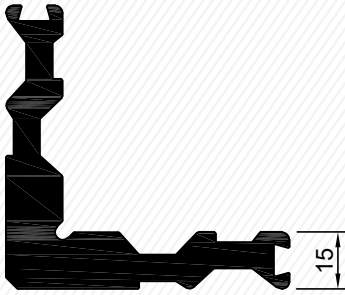
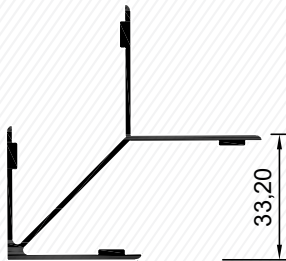
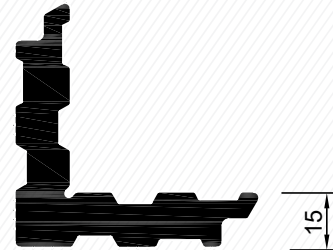
931  
1,782 kg/m



932  
1,352 kg/m

Ölçek: 1:2 / Scale: 1:2

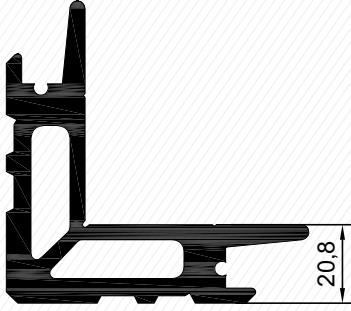
## Profiller / Profiles

933  
3,247 kg/m934  
3,269 kg/m1014  
4,013 kg/m1032  
0,777 kg/m1063  
1,019 kg/m1288  
3,570 kg/m

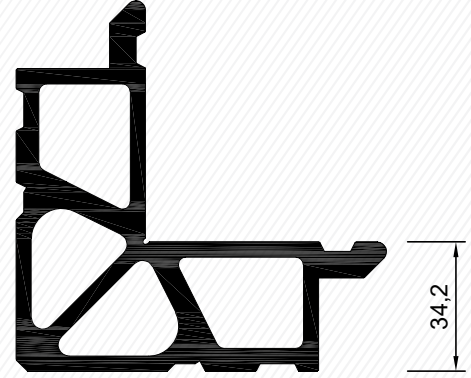
Ölçek: 1:2 / Scale: 1:2



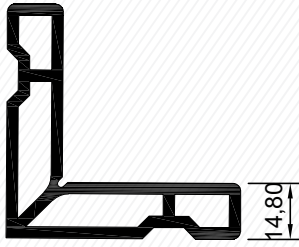
Profiller / Profiles



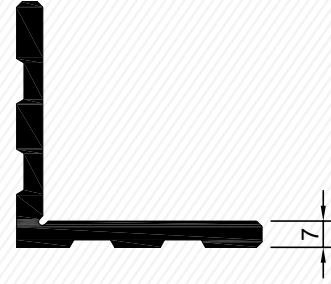
1478  
4,023 kg/m



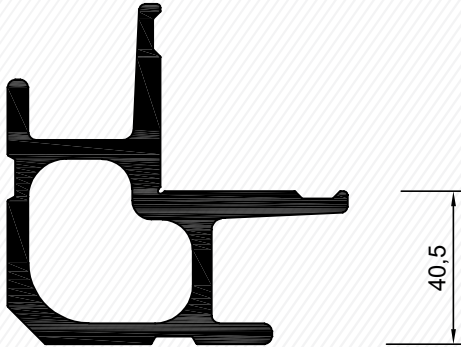
1479  
5,682 kg/m



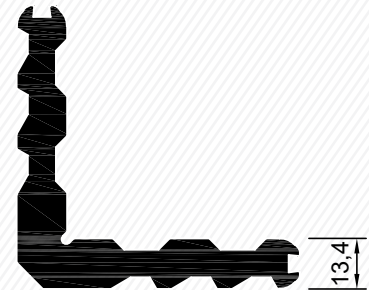
1623  
2,140 kg/m



1624  
2,078 kg/m



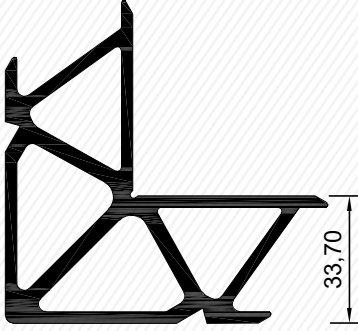
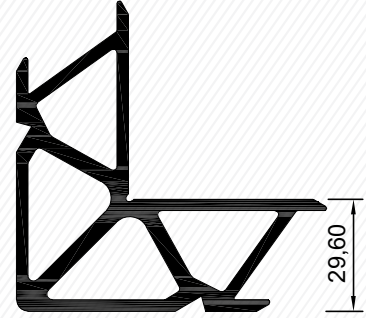
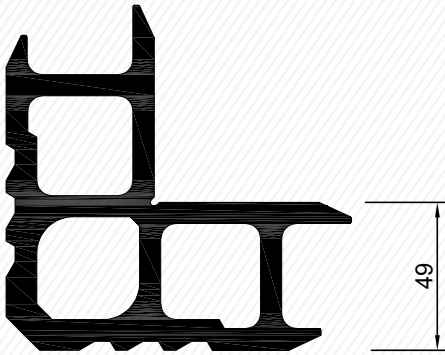
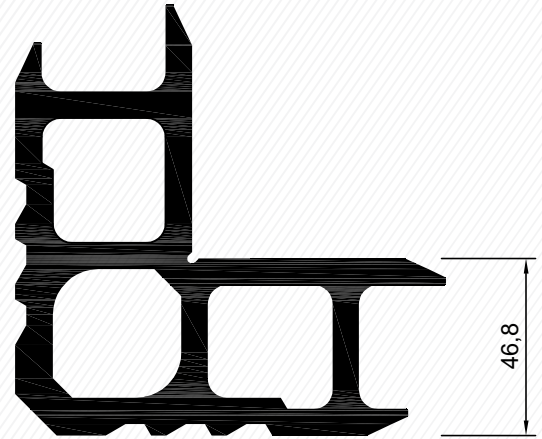
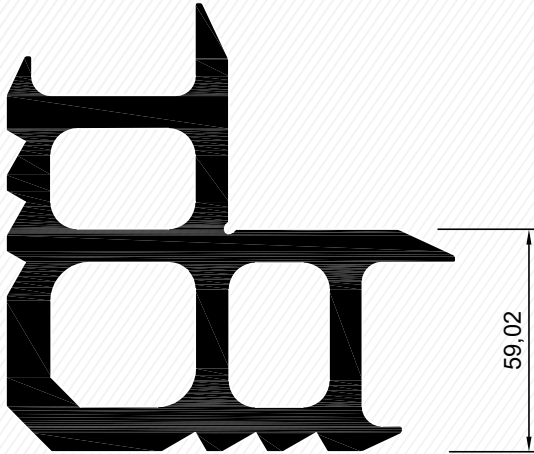
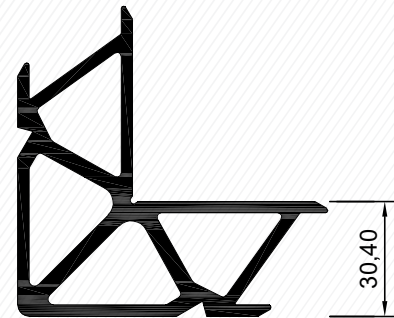
1625  
4,641 kg/m



3896  
3,948 kg/m

Ölçek: 1:2 / Scale: 1:2

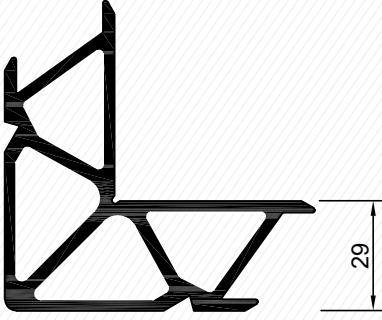
## Profiller / Profiles

3897  
3,737 kg/m3898  
3,463 kg/m3899  
9,458 kg/m3900  
9,403 kg/m3901  
12,414 kg/m3902  
3,496 kg/m

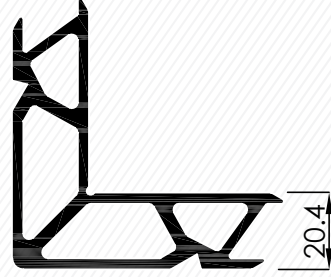
Ölçek: 1:2 / Scale: 1:2



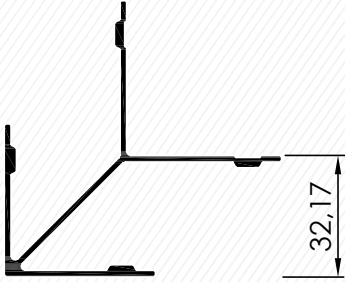
Profiller / Profiles



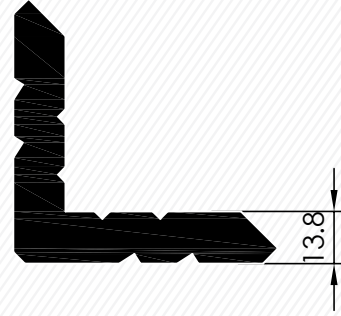
**3903**  
3,427 kg/m



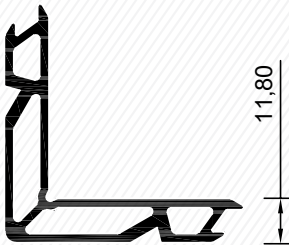
**3904**  
2,855 kg/m



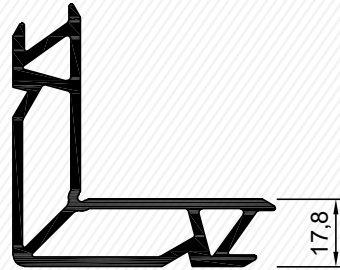
**3937**  
1,087 kg/m



**3940**  
4,285 kg/m



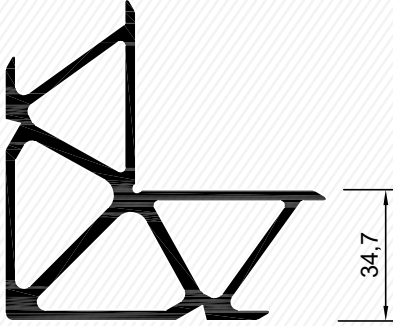
**5044**  
1,876 kg/m



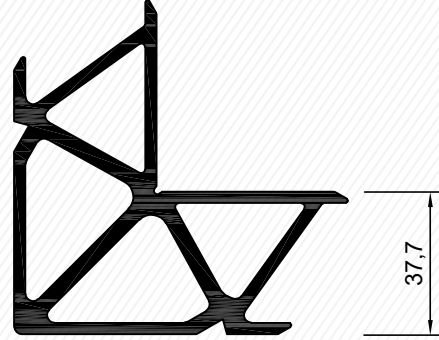
**5128**  
2,169 kg/m

Ölçek: 1:2 / Scale: 1:2

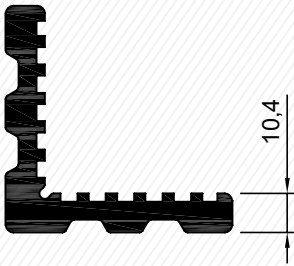
## Profiller / Profiles



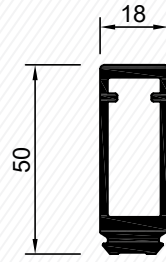
5129  
3,784 kg/m



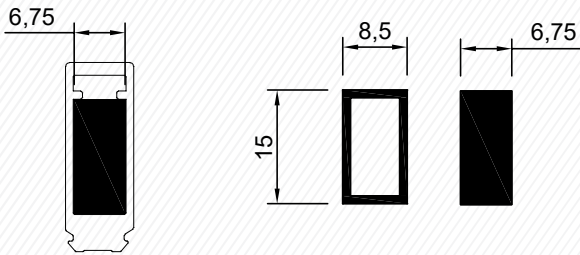
5443  
4,000 kg/m



5959  
2,395 kg/m



5992  
1,008 kg/m



5993  
0,467 kg/m



6681  
1,105 kg/m

Ölçek: 1:2 / Scale: 1:2