

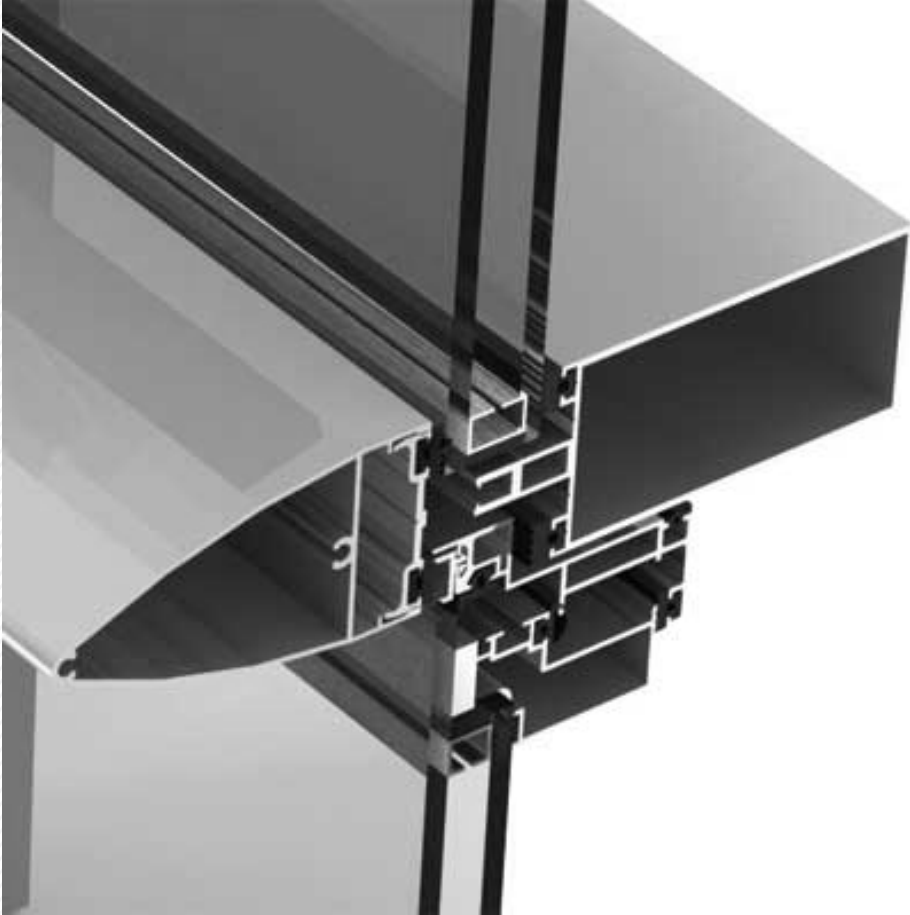
ALKOR

ALUMINUM

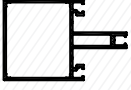
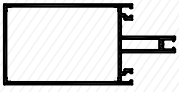

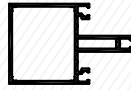
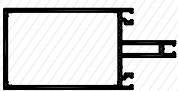




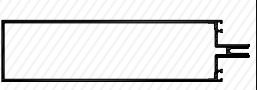
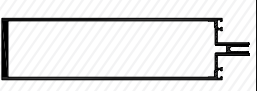


CEPHE SİSTEMLERİ

FACADE SYSTEMS














İçindekiler / Contents

Profil Profile	Profil Kodu Profile No	Ağırlık (kg/m.) Weight (kg/m.)	X mm.	Y mm.	J _x cm ⁴	J _y cm ⁴
	3701 50'lik Griyaj Pr. Mullion/Transom Profile	1,294	76,6 mm.	50 mm.	25,32	13,49
	3708 80'lik Griyaj Pr. Mullion/Transom Profile	1,554	106,6 mm.	50 mm.	64,44	19,11
	3700 100'lük Griyaj Pr. Mullion/Transom Profile	1,727	126,6 mm.	50 mm.	104,26	22,86
	4706 50'lik Griyaj Pr. Mullion/Transom Profile	1,539	76,6 mm.	50 mm.	29,24	15,86
	4707 80'lik Griyaj Pr. Mullion/Transom Profile	1,859	106,6 mm.	50 mm.	75,54	22,78
	4705 100'lük Griyaj Pr. Mullion/Transom Profile	2,075	126,6 mm.	50 mm.	122,91	27,39
	3734 120'lik Griyaj Pr. Mullion/Transom Profile	2,239	146,6 mm.	50 mm.	180,27	31,98
	5494A 150'lik Griyaj Pr. Mullion/Transom Profile	2,383	172 mm.	50 mm.	402,44	49,31
	5494B 150'lik Griyaj Pr. Mullion/Transom Profile	3,383	171,4 mm.	50 mm.	281,09	36,24
	5681A 180'lik Griyaj Pr. Mullion/Transom Profile	2,828	202 mm.	50 mm.	458,78	49,81
	5680A 180'lik Griyaj Pr. Mullion/Transom Profile	3,202	202 mm.	50 mm.	573,92	52,24












İçindekiler / Contents

Profil Profile	Profil Kodu Profile Nr	Ağırlık (kg/m.) Weight (kg/m.)	X mm.	Y mm.	Jx cm ⁴	Jy cm ⁴
	1695 Kaset Profili Sash Profile	0,802	57 mm.	33,8 mm.	----	----
	3702 Kaset Profili Sash Profile	0,853	57 mm.	33,8 mm.	----	----
	5754-5755 Kaset Profili Sash Profile	1,668	73,4 mm.	37,2 mm.	----	----
	1694 Tespit Profili Connection Pf.	0,263	17,5 mm.	17 mm.	----	----
	1691 Cam Tutucu Pr. Connection Pr.	0,190	21,2 mm.	4,5 mm.	----	----
	5118 Gizli Kasa Pr. Frame Profile	0,789	61,8 mm.	32 mm.	----	----
	5117-5131 Kaset Profili Sash Profile	1,596	64,1 mm.	41,8 mm.	----	----
	3451 Gizli Kasa Profili Frame Profile	0,896	78,23 mm.	48,53 mm.	----	----
	2325 Badem Kapak Pr. Cap Profile	1,128	100 mm.	50 mm.	----	----
	739 Alt Baskı Profili Cap Profile	0,352	46,4 mm.	10,2 mm.	----	----
	759 Kapak Profili Cap Profile	0,249	50 mm.	12 mm.	----	----

İçindekiler / Contents

Profil Profile	Profil Kodu Profile Nr	Ağırlık (kg/m.) Weight (kg/m.)	X mm.	Y mm.	Jx cm ⁴	Jy cm ⁴
	760 Kapak Profili Cap Profile	0,290	50 mm.	16 mm.	----	----
	758 Kapak Profili Cap Profile	0,316	50 mm.	20 mm.	----	----
	1328 Alt Baskı Profili Cap Profile	0,536	47,22 mm.	14 mm.	----	----
	1329 Kapak Profili Cap Profile	0,325	50 mm.	18 mm.	----	----
	2721 Kapak Profili Cap Profile	0,336	50 mm.	30 mm.	----	----
	5828 Üst Kapak Profili Cap Profile	0,391	89,69 mm.	18,91 mm.	----	----
	5829 Alt Kapak Profili Cap Profile	0,547	83,87 mm.	9,99 mm.	----	----
	1338 Tek Cam Adaptörü Adapter Profile	0,226	12,3 mm.	18,2 mm.	----	----
	3513 Tek Cam Adaptörü Adapter Profile	0,235	10,06 mm.	25,87 mm.	----	----
	3450 Tek Cam Adaptörü Adapter Profile	0,195	10 mm.	20 mm.	----	----
	3453 Derz Çıta Profili Adapter Profile	0,155	18 mm.	9,73 mm.	----	----

İçindekiler / Contents

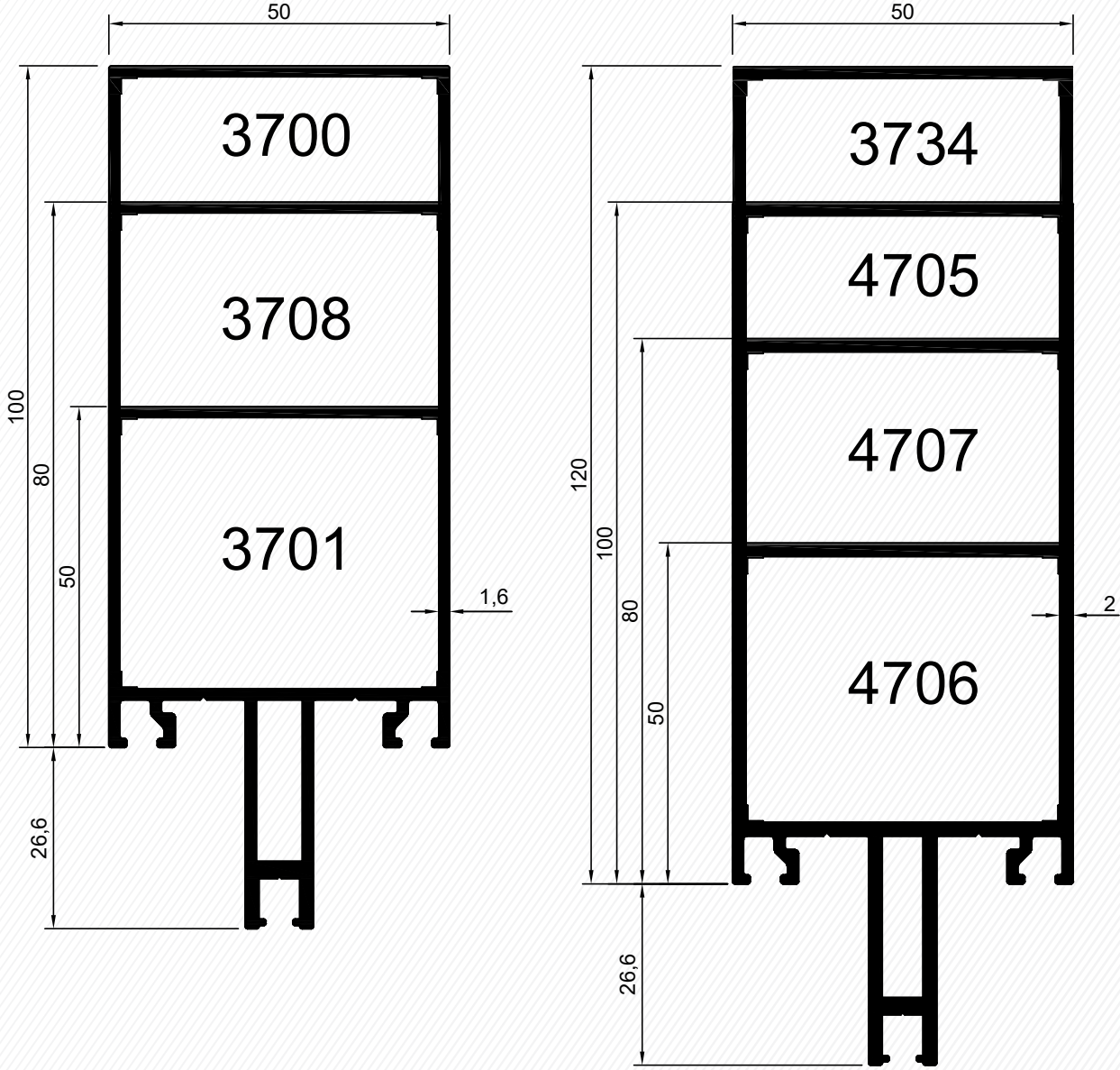
Profil Profile	Profil Kodu Profile Nr	Ağırlık (kg/m.) Weight (kg/m.)	X mm.	Y mm.	J _x cm ⁴	J _y cm ⁴
	2301 U Bağlantı Profili Connection Profile	1,099	45,5 mm.	27 mm.	----	----
	1692 Kırılmaç Bağlantı Pr. Connection Profile	1,847	46,4 mm.	45 mm.	----	----
	1693 Kırılmaç Bağlantı Pr. Connection Profile	0,286	28,42 mm.	7,3 mm.	----	----
	4430 U Bağlantı Takozu Connection Profile	1,234	45,5 mm.	38,34 mm.	----	----
	1810 Takviyeli Cephe Pr. Mullion Profile	2,447	60 mm.	128,2 mm.	----	----
	1811 Takviyeli Cephe Pr. Mullion Profile	0,970	60 mm.	69,5 mm.	----	----
	2480 Takviyeli Cephe Pr. Mullion Profile	1,045	65 mm.	56,9 mm.	----	----
	2481 Takviyeli Cephe Pr. Mullion Profile	0,889	65 mm.	63,3 mm.	----	----
	2109 Takviyeli Cephe Pr. Mullion Profile	0,995	55 mm.	42,5 mm.	----	----
	1808 Kapak Profili Cap Profile	0,324	60 mm.	16,3 mm.	----	----
	4021 Takviyeli Cephe Pr. Mullion Profile	1,942	50 mm.	150,31 mm.	----	----

İçindekiler / Contents

Profil Profile	Profil Kodu Profile Nr	Ağırlık (kg/m.) Weight (kg/m.)	X mm.	Y mm.	Jx cm ⁴	Jy cm ⁴
	1809 Alt Baskı Profili Cap Profile	0,397	57,6 mm.	8,89 mm.	----	----
	4020 Takviyeli Cephe Profil Kapağı Cap Profile	0,349	50 mm.	15,5 mm.	----	----
	3166 115'lik Griyaj Pr. Mullion Profile	2,127	50 mm.	130 mm.	----	----
	3167 80'lik Griyaj Pr. Mullion Profile	1,515	50 mm.	89,47 mm.	----	----
	3075 Cam İçi Çıta Pr. Glazing Bead Pr.	0,189	16 mm.	20,2 mm.	----	----
	3344 Cam İçi Çıta Pr. Glazing Bead Pr.	0,237	18,9 mm.	20 mm.	----	----
	3163 Cam İçi Çıta Pr. Glazing Bead Pr.	0,255	18,98 mm.	20,21 mm.	----	----
	3262 Tespit Profili Fixing Profile	0,377	26,66 mm.	10,79 mm.	----	----
	3162 Tespit Profili Fixing Profile	0,270	3,8 mm.	40 mm.	----	----
	3076 Tespit Profili Fixing Profile	0,451	6 mm.	42 mm.	----	----
	3761 Skylight Profili Skylight Profile	1,304	80 mm.	48 mm.	----	----

Profiller / Profiles

Griyaj Profili - Mullion / Transom Profile

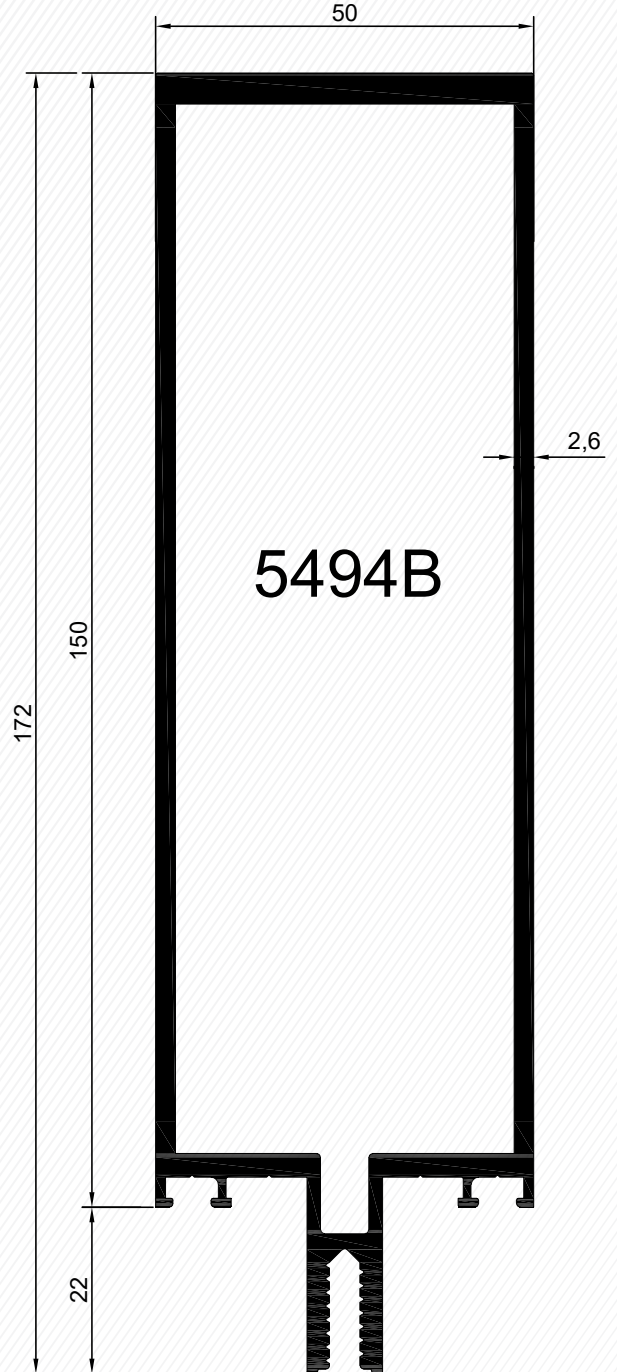
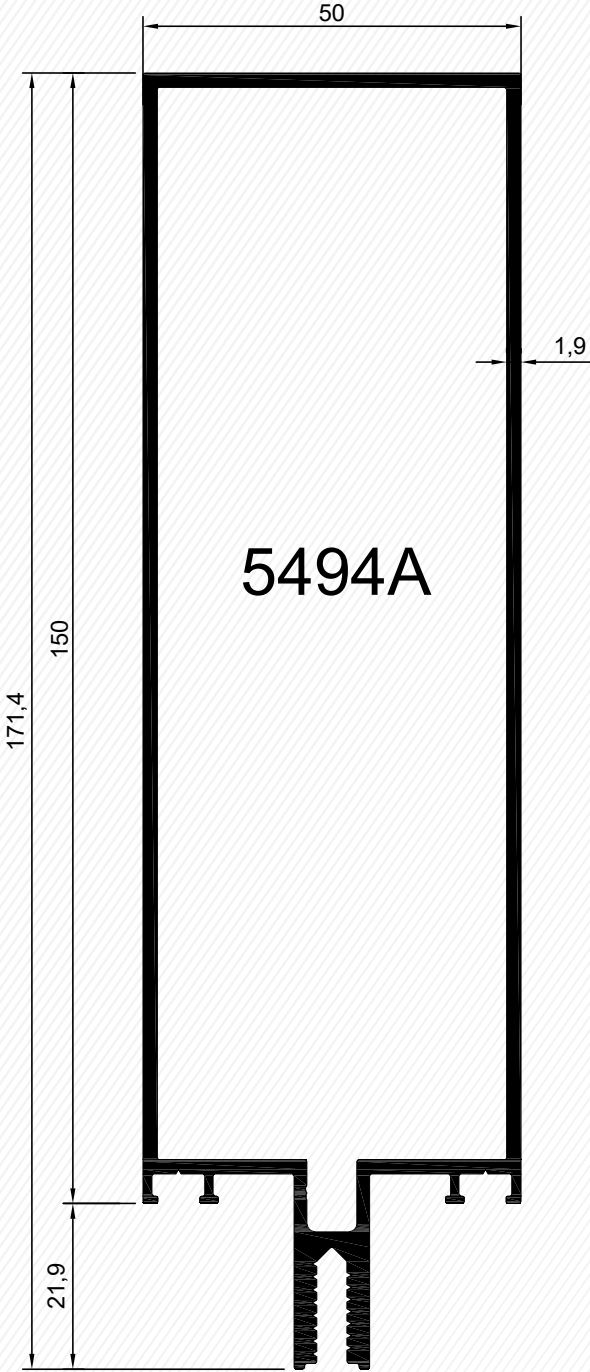


Kod	Et Kalın.	Ürün Adı	Ağırlığı	Köşe Takozu
3701	1,6 mm	50 lik Griyaj Profili	1,294 kg/mt	2301-39mm/4430 -39 mm
3708	1,6 mm	80 lik Griyaj Profili	1,554 kg/mt	2301-69mm/4430 -69 mm
3700	1,6 mm	100 lük Griyaj Profili	1,727 kg/mt	2301-89mm/4430 -89 mm

Kod	Et Kalın.	Ürün Adı	Ağırlığı	Köşe Takozu
4706	2 mm	50 lik Griyaj Profili	1,539 kg/mt	2301-38mm/4430 -38 mm
4707	2 mm	80 lik Griyaj Profili	1,859 kg/mt	2301-68mm/4430 -68 mm
4705	2 mm	100 lük Griyaj Profili	2,075 kg/mt	2301-88mm/4430 -88 mm
3734	2 mm	120 lik Griyaj Profili	2,239 kg/mt	2301-108,5mm/4430 -108,5 mm

Profiller / Profiles

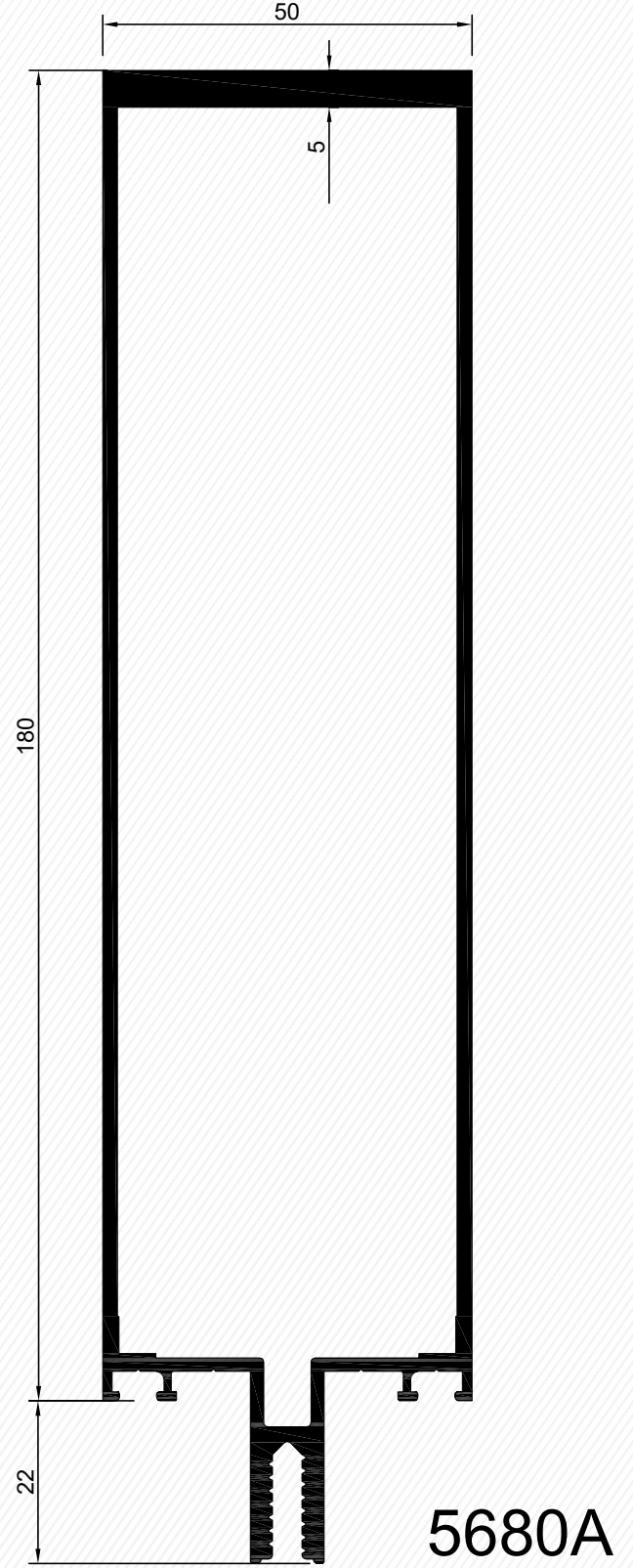

Griyaj Profili - Mullion / Transom Profile



Kod	Et Kalın.	Ürün Adı	Ağırlığı	Köşe Takozu
5494A	1,9 mm	150 lik Griyaj Profili	2,374 kg/mt	2301-69mm/4430 -137 mm
5494B	2,6 mm	150 lik Griyaj Profili	3,293 kg/mt	2301-89mm/4430 -137 mm

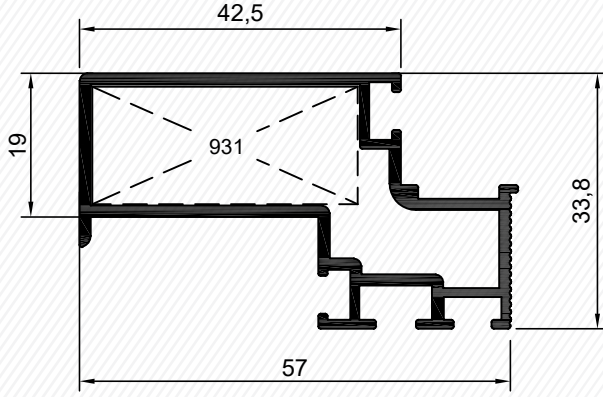
Profiller / Profiles

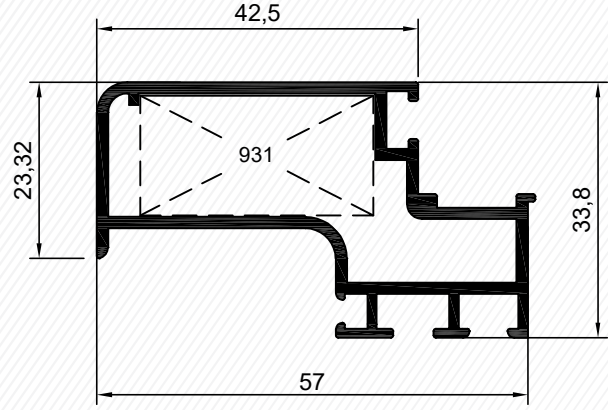
Griyaj Profili - Mullion / Transom Profile



Kod	Et Kalın.	Ürün Adı	Ağırlığı	Köşe Takozu
5681A	2 mm	180 lik Griyaj Profili	2,838 kg/mt	2301-69mm/4430 -167 mm
5680A	2 mm	180 lik Griyaj Profili	3,215 kg/mt	2301-89mm/4430 -167 mm

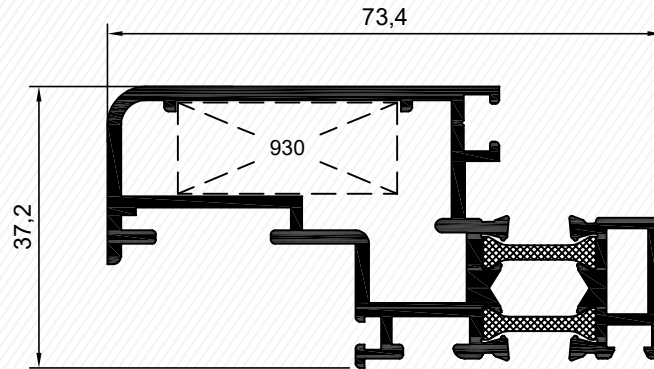
Profiller / Profiles
Kaset Profili -Sash Profile

 1695
 0,802 kg/mt

1695
Kaset Profili - Sash Profile

 3702
 0,853 kg/mt

3702

Kod	Et Kalın.	Ürün Adı	Ağırlığı	Köşe Takozu
1695	1,5 mm	Kaset Profili	0,802 kg/mt	931-35,1 mm
3702	1,5 mm	Kaset Profili	0,853 kg/mt	931-30,8 mm

Kaset Profili -Sash Profile

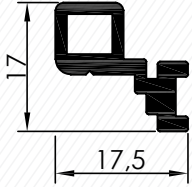
 5754-5755
 1,668 kg/mt

5754-5755

Kod	Ürün Adı	Ağırlığı	Köşe Takozu
5754-5755	Kaset Profili	1,668 kg/mt	1624-12 mm 930-29 mm/930-6 mm

Profiller / Profiles

Tespit Profili - Connection Profile

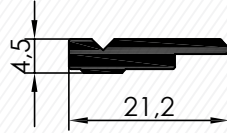
1694
0,263 kg/mt



1694

Cam Tutucu Profili - Connection Profile

1691
0,190 kg/mt

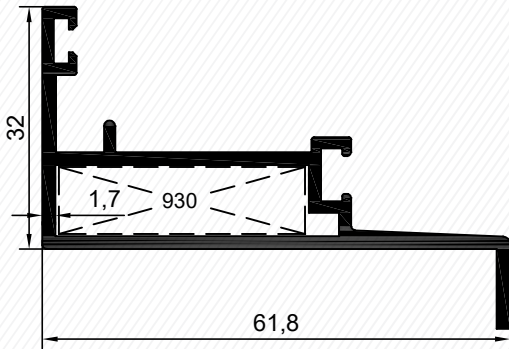


1691

Kod	Ürün Adı	Ağırlığı
1694	Tespit Profili	0,263 kg/mt
1691	Cam Tutucu Profili	0,190 kg/mt

Gizli Kasa Profili - Frame Profile

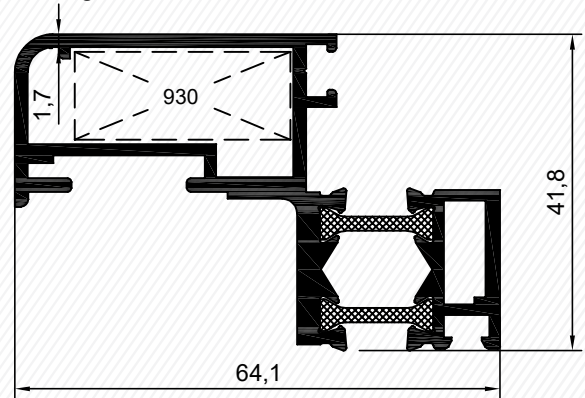
5118
0,789 kg/mt



5118

Kaset Profili - Sash Profile

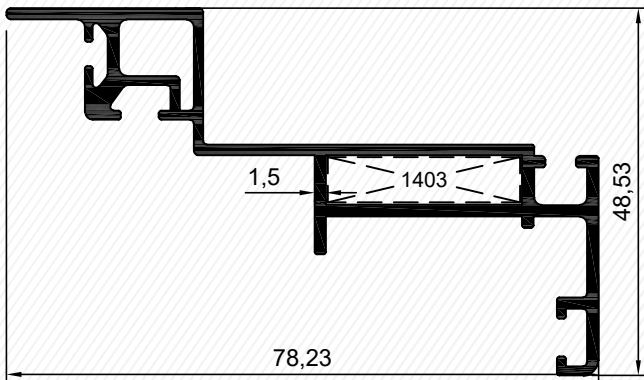
5117-5131
1,596 kg/mt



5117-5131

Gizli Kasa Profili - Frame Profile

3451
0,896 kg/mt



3451

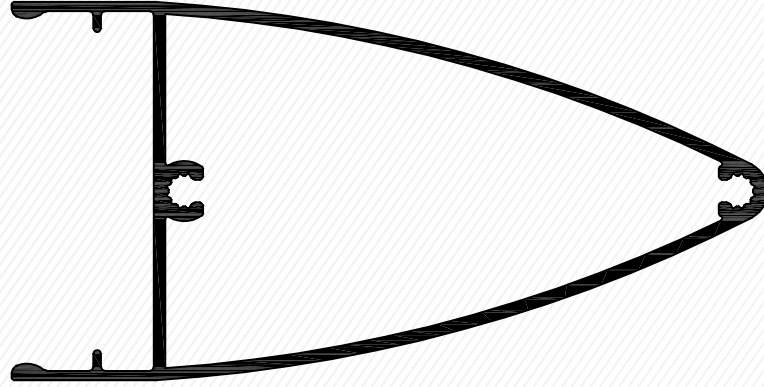
Kod	Et Kalın.	Ürün Adı	Ağırlığı	Köşe Takozu
5118	1,7 mm	Gizli Kasa Profili	0,789 kg/mt	1624-32,5 mm
5117-5131	1,7 mm	Kaset Profili	1,596 kg/mt	930-28,5 mm
3451	1,5 mm	Gizli Kasa Profili	0,896 kg/mt	1403-25,4 mm

Profiller / Profiles

Badem Kapak Profili - Cap Profile

2325

1,128 kg/mt

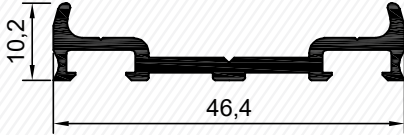

2325

Kod	Ürün Adı	Ağırlığı
2325	Badem Kapak Pr.	1,128 kg/mt

Alt Baskı Profili - Cap Profile

739

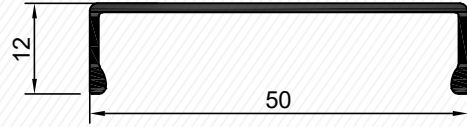
0,352 kg/mt


739

Kapak Profili - Cap Profile

759

0,249 kg/mt

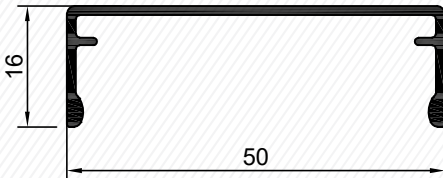

759

Kod	Ürün Adı	Ağırlığı
739	Alt Baskı Profili	0,352 kg/mt
759	Kapak Profili	0,249 kg/mt

Kapak Profili - Cap Profile

760

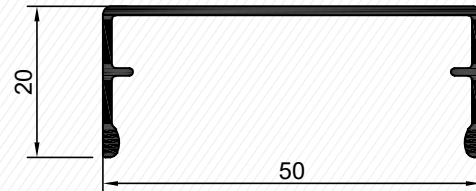
0,290 kg/mt


760

Kapak Profili - Cap Profile

758

0,316 kg/mt

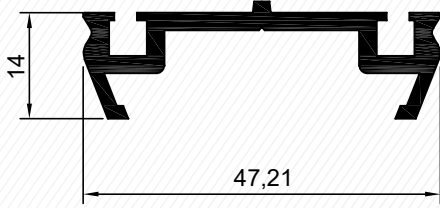

758

Kod	Ürün Adı	Ağırlığı
760	Kapak Profili	0,290 kg/mt
758	Kapak Profili	0,316 kg/mt

Profiller / Profiles

Alt Baskı Profili - Cap Profile

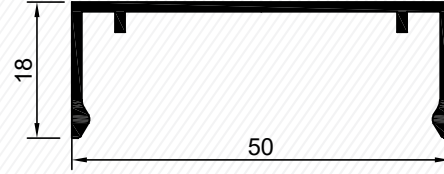
1328
0,536 kg/mt



1328

Kapak Profili - Cap Profile

1329
0,325 kg/mt

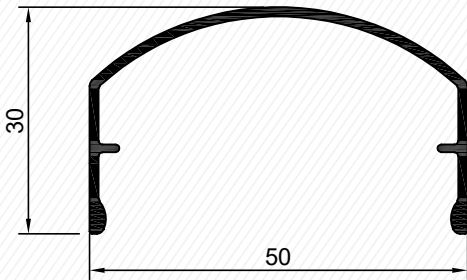


1329

Kod	Ürün Adı	Ağırlığı
1328	Alt Baskı Profili	0,536 kg/mt
759	Kapak Profili	0,325 kg/mt

Kapak Profili - Cap Profile

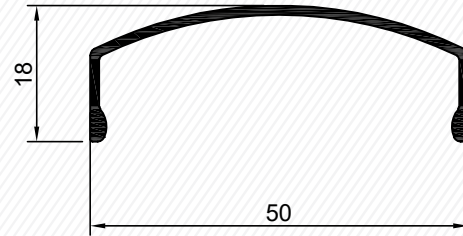
2721
0,336 kg/mt



2721

Kapak Profili - Cap Profile

2684
0,257 kg/mt

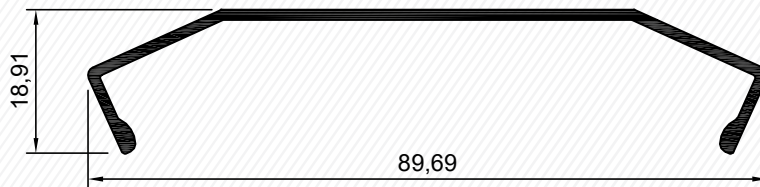


2684

Kod	Ürün Adı	Ağırlığı
2721	Kapak Profili	0,336 kg/mt
2684	Kapak Profili	0,257 kg/mt

Üst Kapak Profili - Cap Profile

5828
0,391 kg/mt



5828

Kod	Ürün Adı	Ağırlığı
5828	Üst Kapak Profili	0,391 kg/mt

Profiller / Profiles

Alt Kapak Profili - Cap Profile

5829

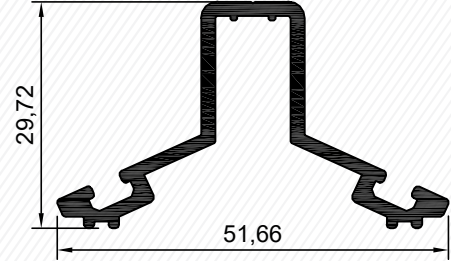
0,547 kg/mt


5829

Adaptör Profili - Adapter Profile

5830

0,436 kg/mt

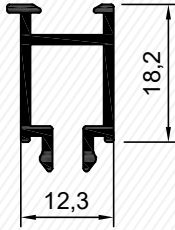

5830

Kod	Ürün Adı	Ağırlığı
5829	Alt Baskı Profili	0,547 kg/mt
5830	Adaptör Profili	0,436 kg/mt

Tek Cam Adaptörü -Adapter Profile

1338

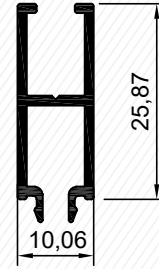
0,226 kg/mt


1338

Tek Cam Adaptörü - Adapter Profile

3513

0,235 kg/mt

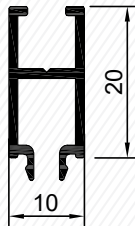

3513

Kod	Ürün Adı	Ağırlığı
1338	Tek Cam Profili	0,226 kg/mt
3513	Tek Cam Profili	0,235 kg/mt

Tek Cam Adaptörü -Adapter Profile

3450

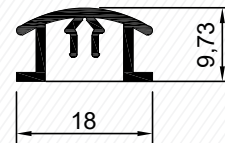
0,195 kg/mt


3450

Derz Çıta Profili -Adapter Profile

3453

0,155 kg/mt

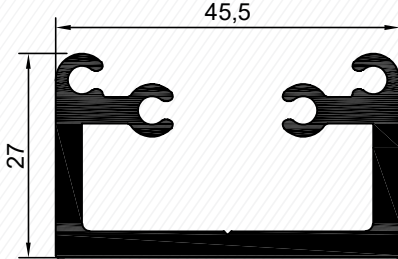

3453

Kod	Ürün Adı	Ağırlığı
3450	Tek Cam Adaptörü	0,195 kg/mt
3453	Derz Çıta Profili	0,155 kg/mt

Profiller / Profiles

U Bağlantı Profili - Connection Profile

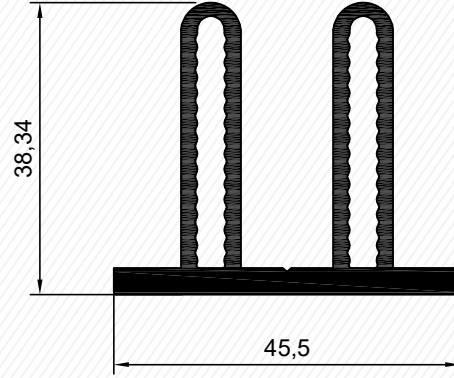
2301
1,099 kg/mt



2301

U Bağlantı Profili - Connection Profile

4430
1,955 kg/mt

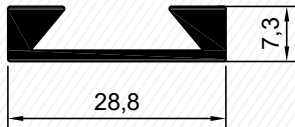


4430

Kod	Ürün Adı	Ağırlığı
2301	U Bağlantı Profili	1,099 kg/mt
4430	U Bağlantı Takozu	1,234 kg/mt

Kırlangıç Bağlantı Pr. - Connection Profile

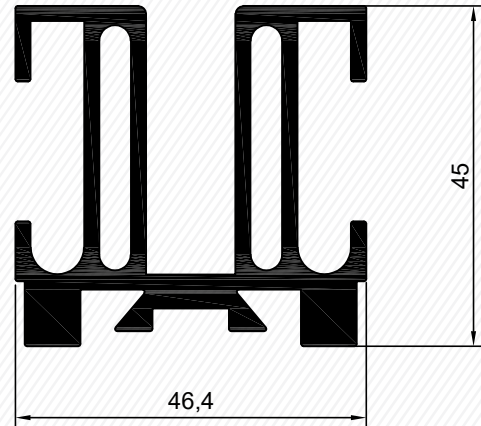
1693
0,286 kg/mt



1693

Kırlangıç Bağlantı Pr. - Connection Profile

1692
1,847 kg/mt



1692

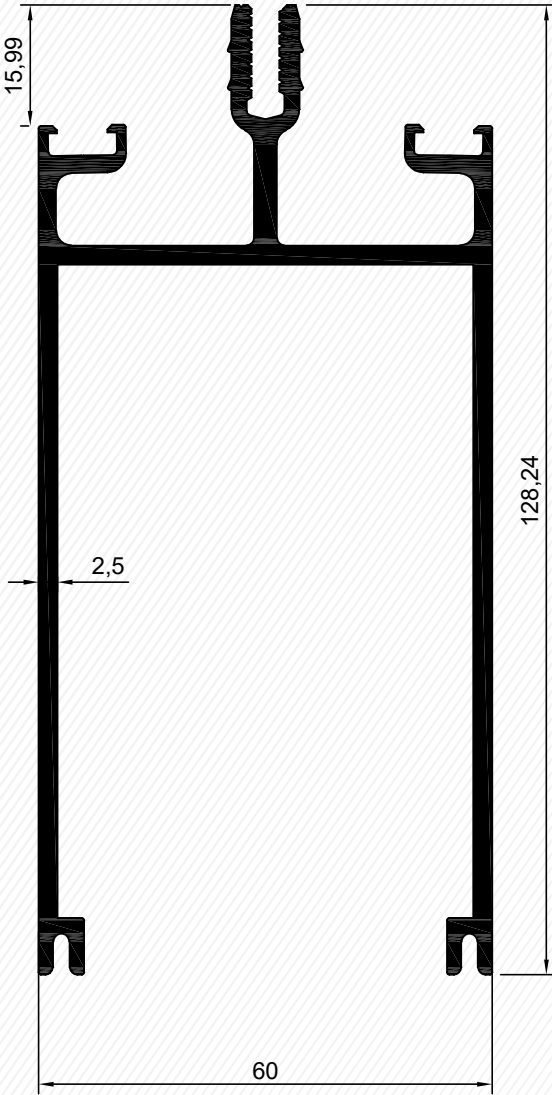
Kod	Ürün Adı	Ağırlığı
1693	Kırlangıç Bağlantı Aparatı	0,286 kg/mt
1692	Kırlangıç Bağlantı Pr.	1,847 kg/mt

Profiller / Profiles

Takviyeli Cephe Profili - Mullion Profile

1810

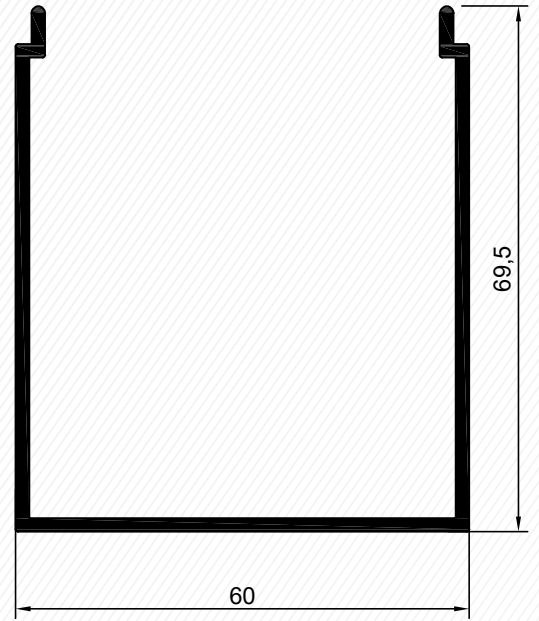
2,447 kg/mt

**1810**

Takviyeli Cephe Kapak Profili - Cap Profile

1811

0,970 kg/mt

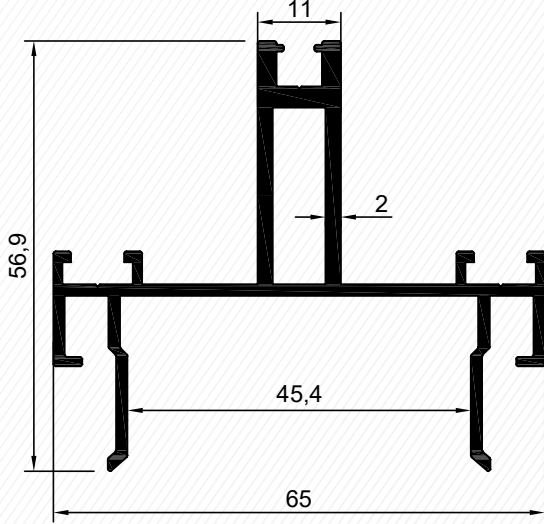
**1811**

Kod	Ürün Adı	Ağırlığı
1810	Takviyeli Cephe Profili	2,447 kg/mt
1811	Takviyeli Cephe Profili	0,970 kg/mt

Profiller / Profiles

Takviyeli Cephe Profili - Mullion Profile

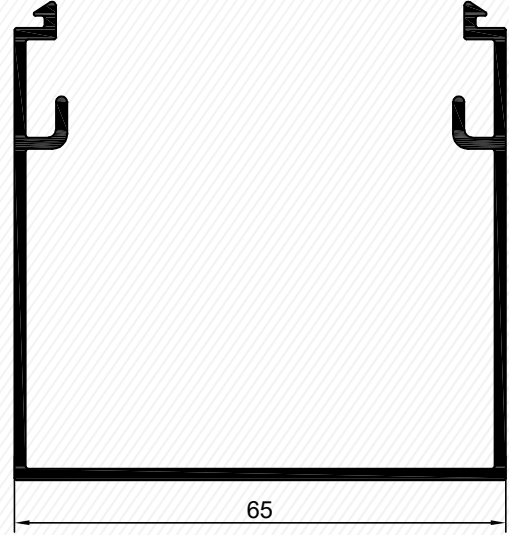
2480
1,045 kg/mt



2480

Takviyeli Cephe Profili - Cap Profile

2481
0,889 kg/mt

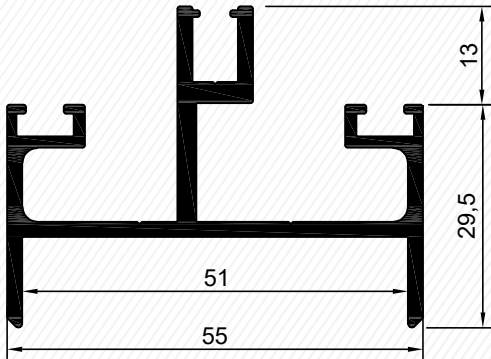


2481

Kod	Ürün Adı	Ağırlığı
2480	Takviyeli Cephe Profili	1,045 kg/mt
2481	Takviyeli Cephe Profili	0,889 kg/mt

Takviyeli Cephe Profili - Mullion Profile

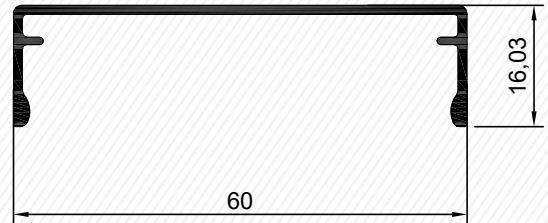
2109
0,995 kg/mt



2109

Kapak Profili - Cap Profile

1808
0,324 kg/mt

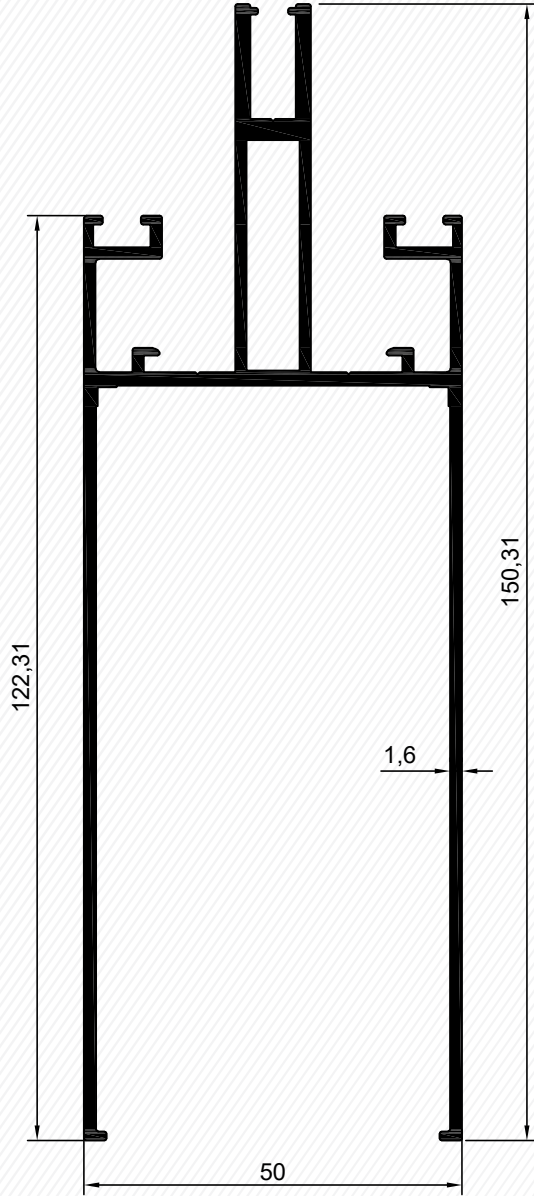


1808

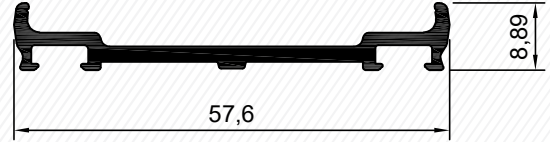
Kod	Ürün Adı	Ağırlığı
2109	Takviyeli Cephe Profili	0,995 kg/mt
1808	Kapak Profili	0,324 kg/mt

Profiller / Profiles

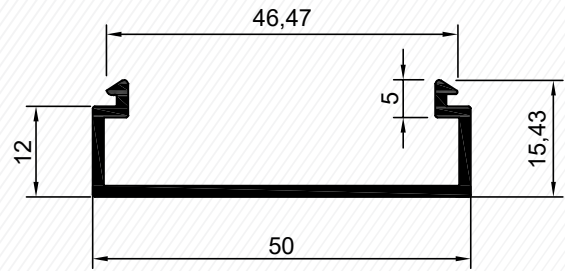
Takviyeli Cephe Profili - Mullion Profile

 4021
 1,942 kg/mt

4021

Alt Baskı Profili - Cap Profile

 4021
 0,397 kg/mt

1809

Takviyeli Cephe Profil Kapağı - Cap Profile

 4020
 0,348 kg/mt

4020

Kod	Ürün Adı	Ağırlığı
4021	Takviyeli Cephe Profili	1,942 kg/mt
1809	Alt Baskı Profili	0,397 kg/mt
4020	Takviyeli Cephe Profil Kapağı	0,349 kg/mt

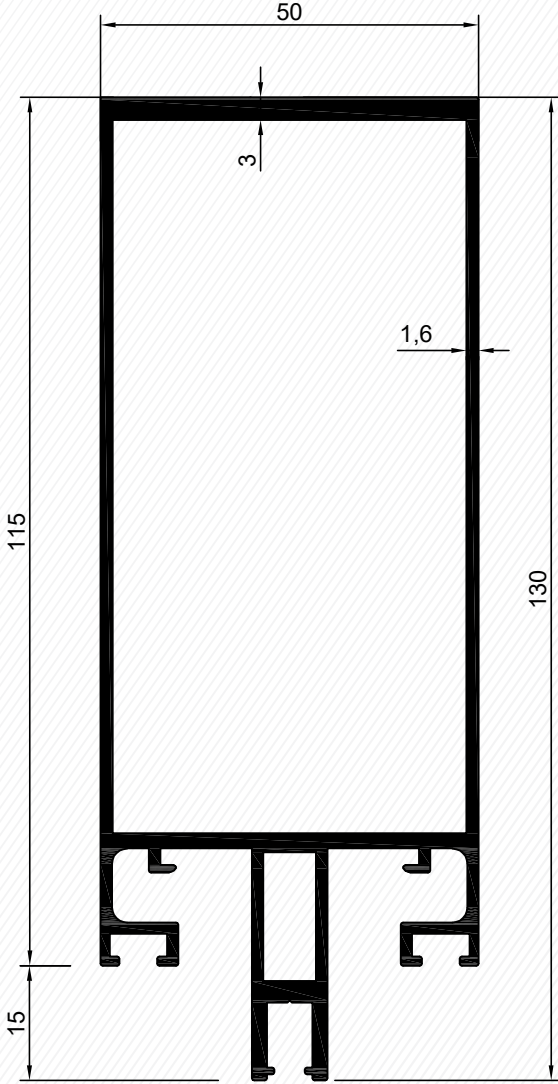
Profiller / Profiles

115 lik Griyaj Profili - Mullion / Transom Profile

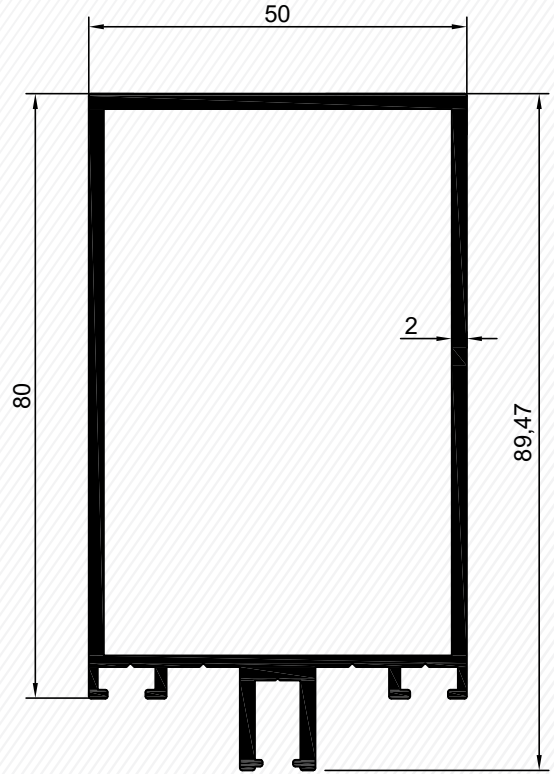
3166
2,127 kg/mt

80 lik Griyaj Profili - Mullion / Transom Profile

3167
1,515 kg/mt



3166



3167

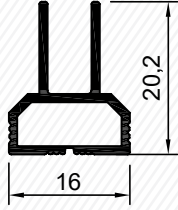
Kod	Et Kalın.	Ürün Adı	Ağırlığı	Köşe Takozu
3166	1,6 mm	155 lik Griyaj Profili	2,127 kg/mt	2301 - 93,8 mm
3167	2 mm	80 lik Griyaj Profili	1,515 kg/mt	2301 - 71,8 mm

Profiller / Profiles

Cam İçi Çıta Pr. - Glazing Bead Pr.

3075

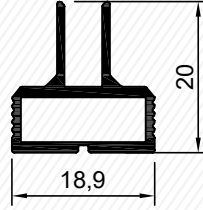
0,189 kg/mt


3075

Cam İçi Çıta Pr. - Glazing Bead Pr.

3344

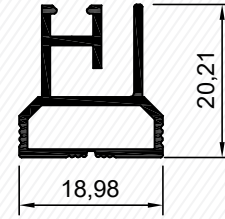
0,237 kg/mt


3344

Cam İçi Çıta Pr. - Glazing Bead Pr.

3163

0,255 kg/mt

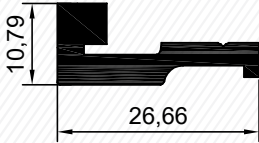

3163

Kod	Ürün Adı	Ağırlığı
3075	Cam İçi Çıta Profili	0,189 kg/mt
3344	Cam İçi Çıta Profili	0,237 kg/mt
3163	Cam İçi Çıta Profili	0,255 kg/mt

Tespit Profili - Connection Profile

3262

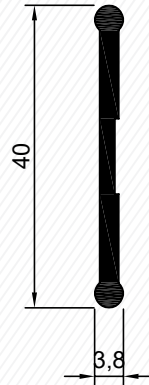
0,377 kg/mt


3262

Tespit Profili - Fixing Profile

3162

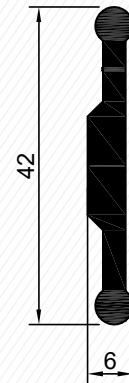
0,270 kg/mt


3162

Tespit Profili - Fixing Profile

3076

0,451 kg/mt


3076

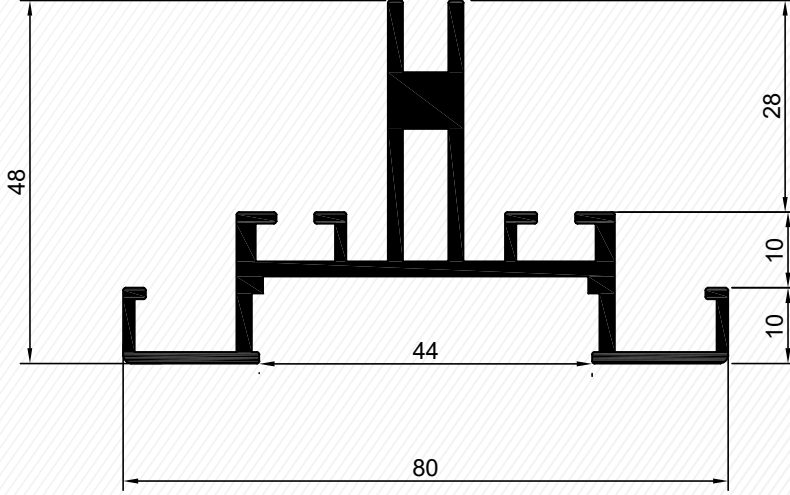
Kod	Ürün Adı	Ağırlığı
3262	Tespit Profili	0,377 kg/mt
3162	Tespit Profili	0,270 kg/mt
3076	Tespit Profili	0,451 kg/mt

Profiller / Profiles

Skylight Profili - Skylight Profile

3761

1,304 kg/mt



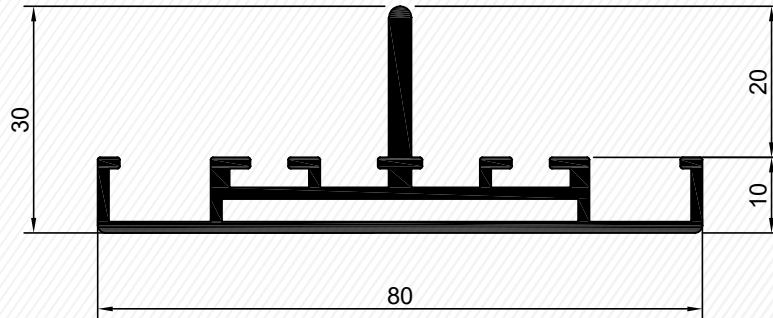
3761

Kod	Ürün Adı	Ağırlığı
3261	Skylight Profili	1,304 kg/mt

Skylight Profili - Skylight Profile

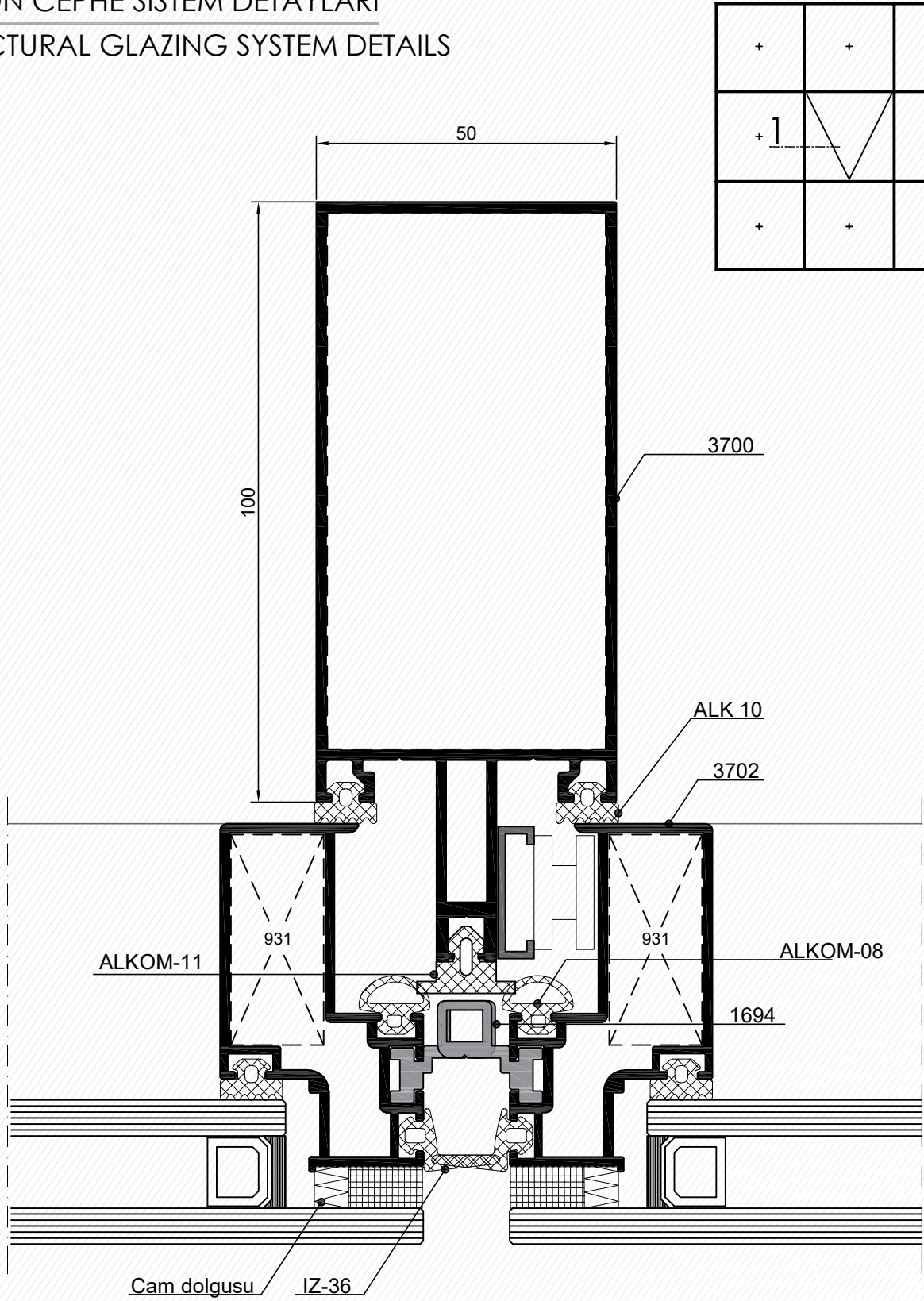
3760

0,968 kg/mt



3760

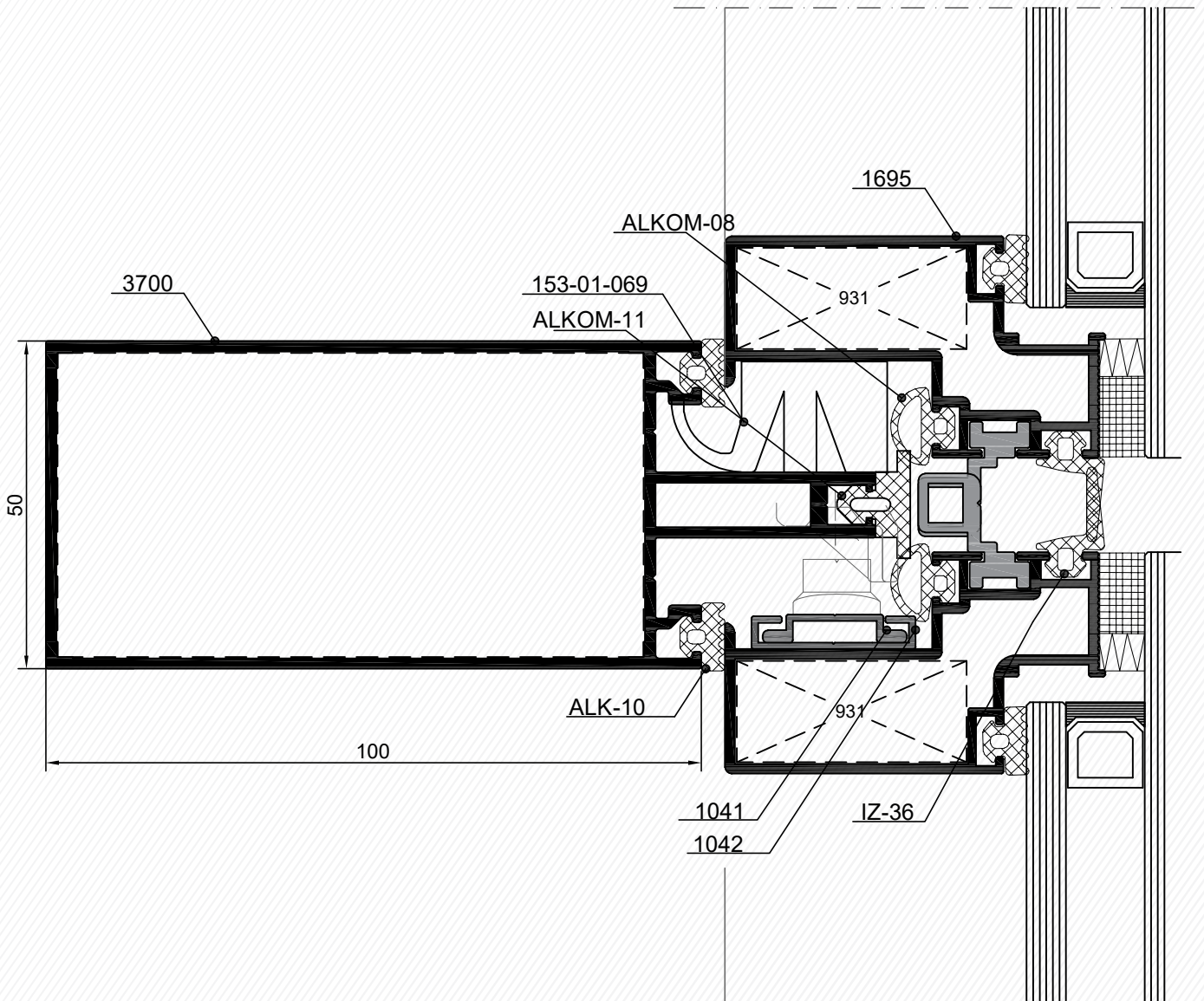
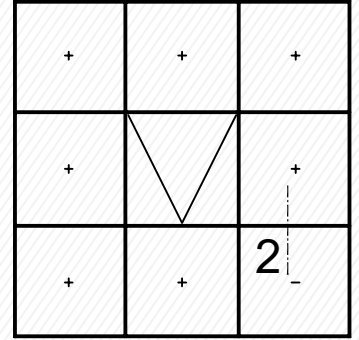
Kod	Ürün Adı	Ağırlığı
3760	Skylight Profili	0,968 kg/mt

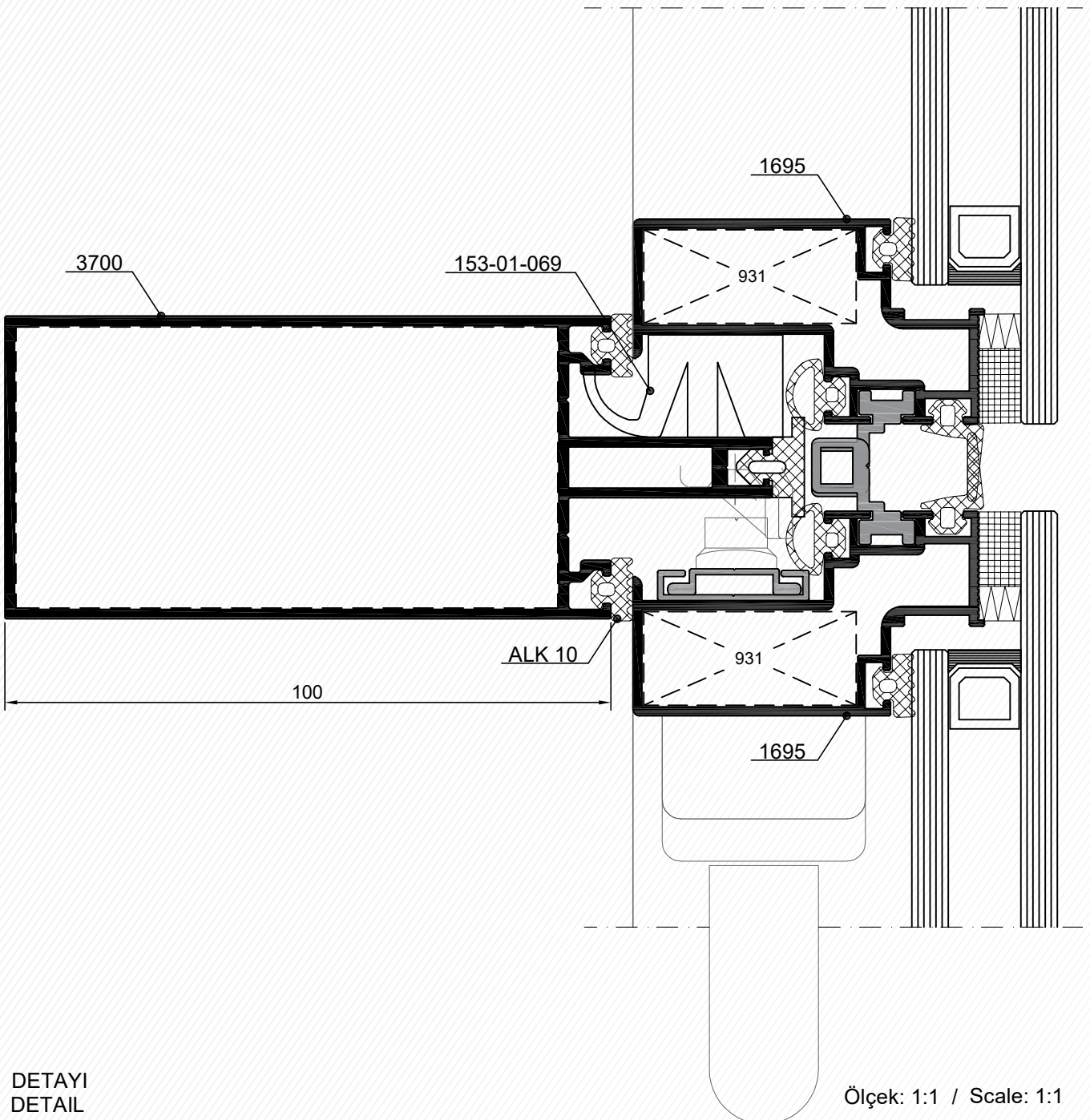
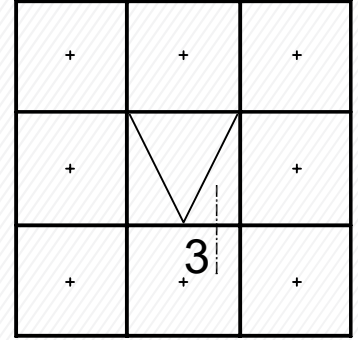
Detaylar / Details
SİLİKON CEPHE SİSTEM DETAYLARI
STRUCTURAL GLAZING SYSTEM DETAILS

 1 DETAYI
 DETAIL

Ölçek: 1:1 / Scale: 1:1

Detaylar / Details

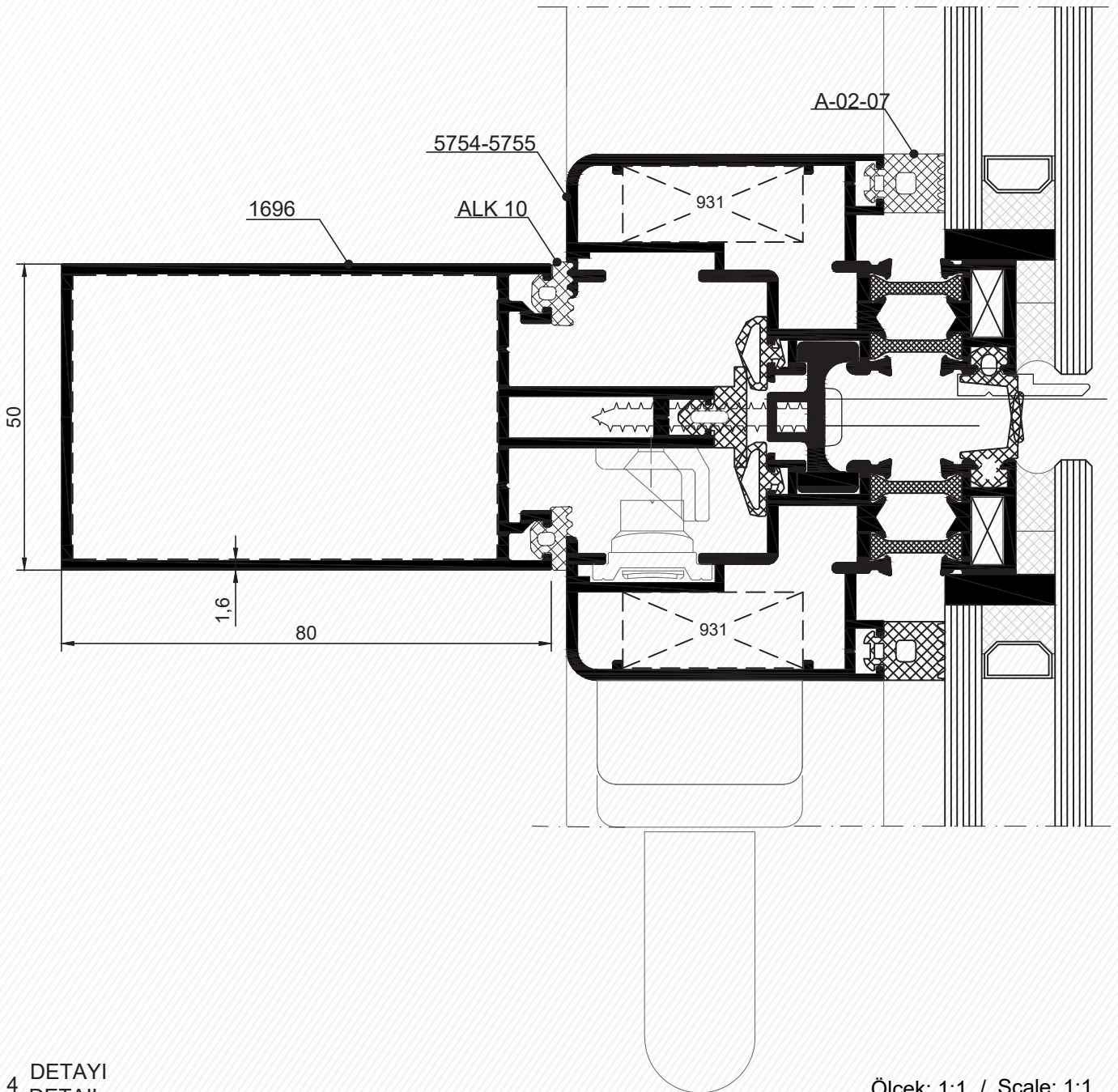
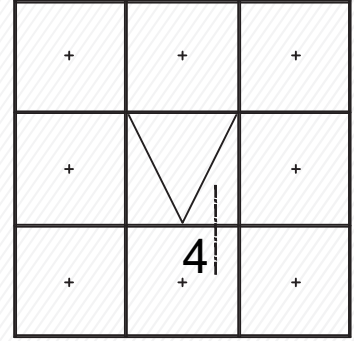
SİLİKON CEPHE SİSTEM DETAYLARI
STRUCTURAL GLAZING SYSTEM DETAILS



Detaylar / Details**SİLİKON CEPHE SİSTEM DETAYLARI**
STRUCTURAL GLAZING SYSTEM DETAILS

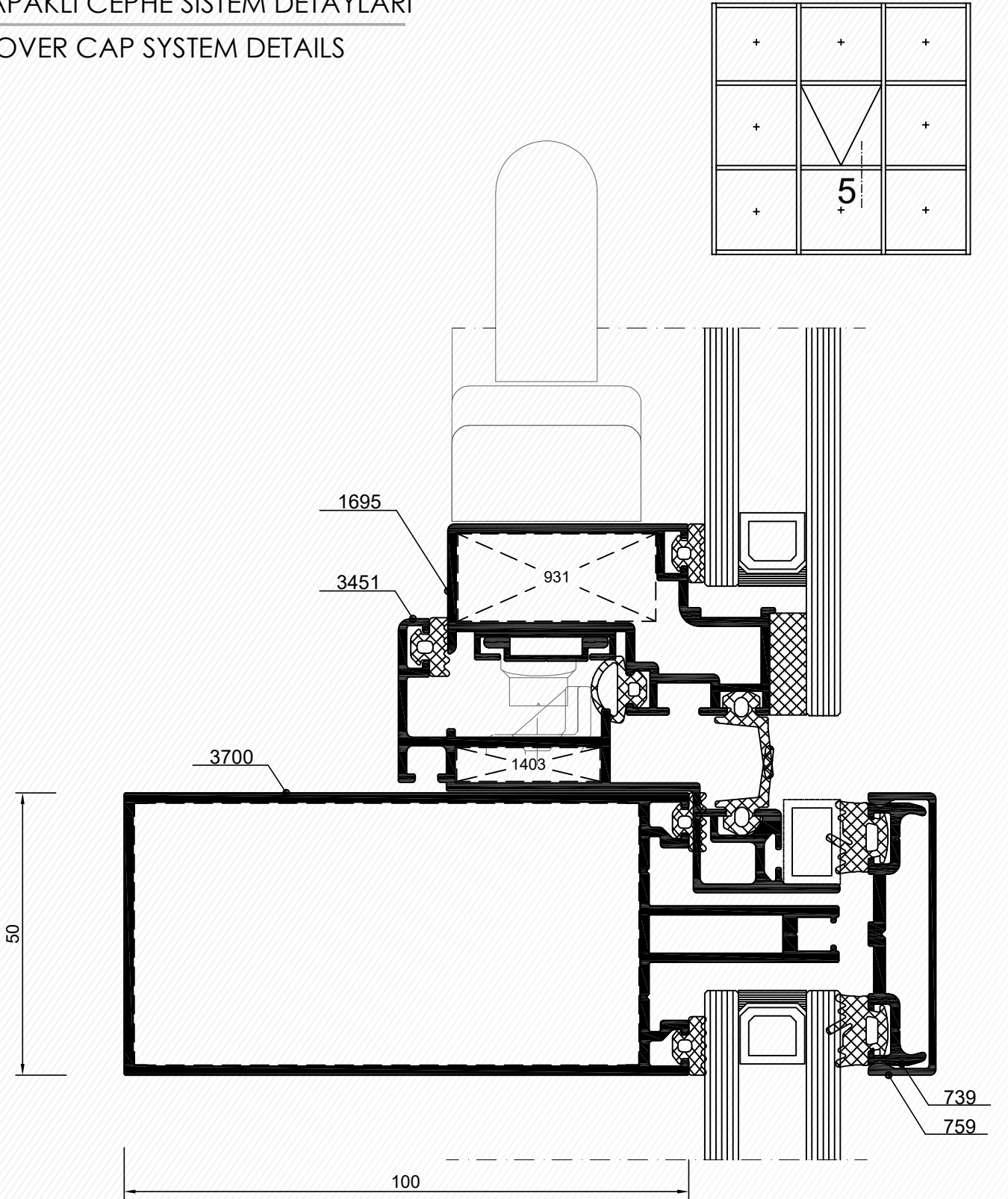
Detaylar / Details

SİLİKON CEPHE SİSTEM DETAYLARI
STRUCTURAL GLAZING SYSTEM DETAILS



4 DETAYI
DETAIL

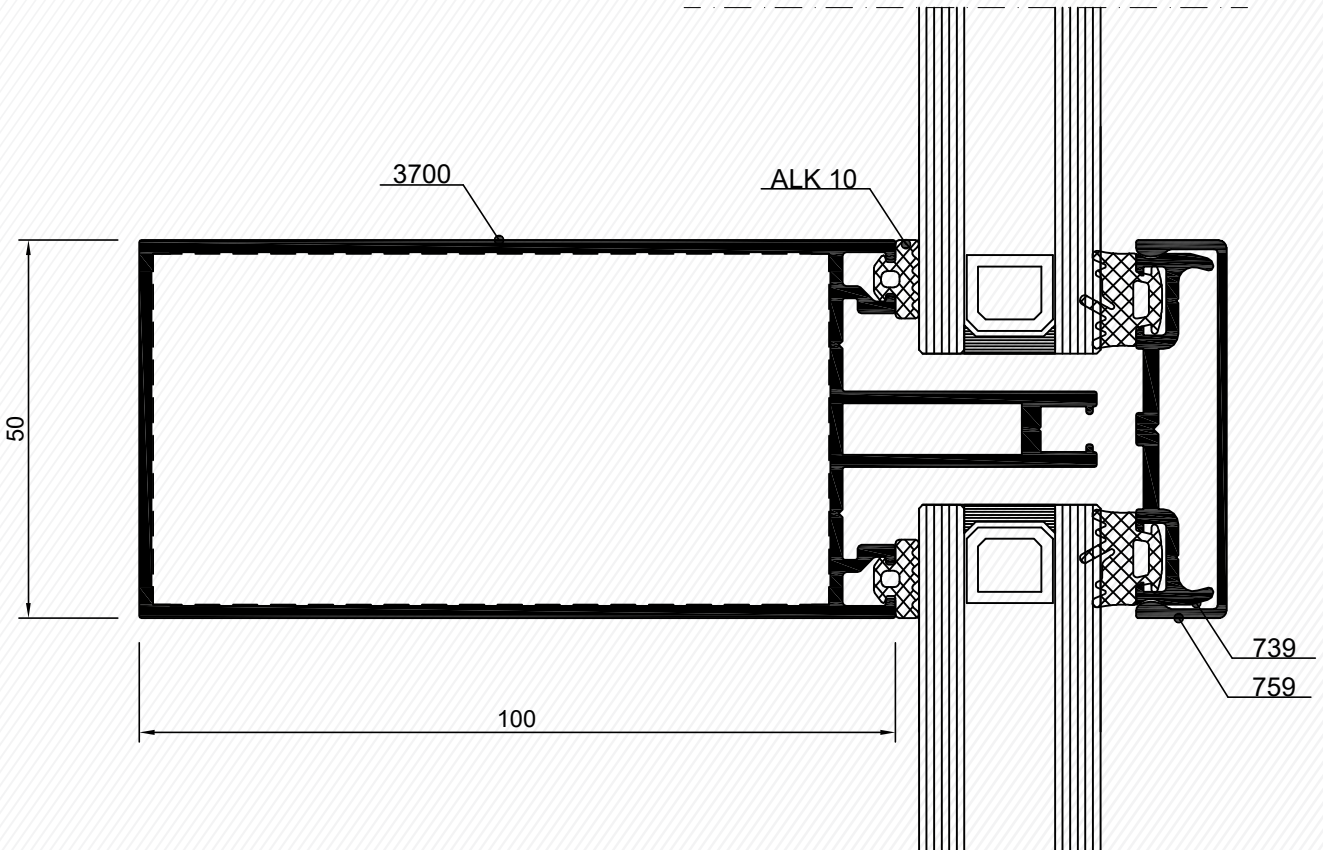
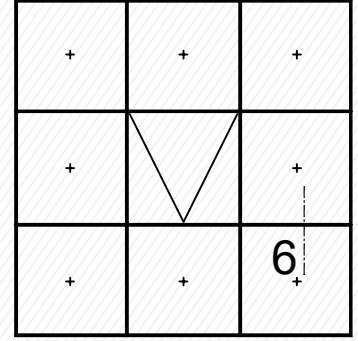
Ölçek: 1:1 / Scale: 1:1

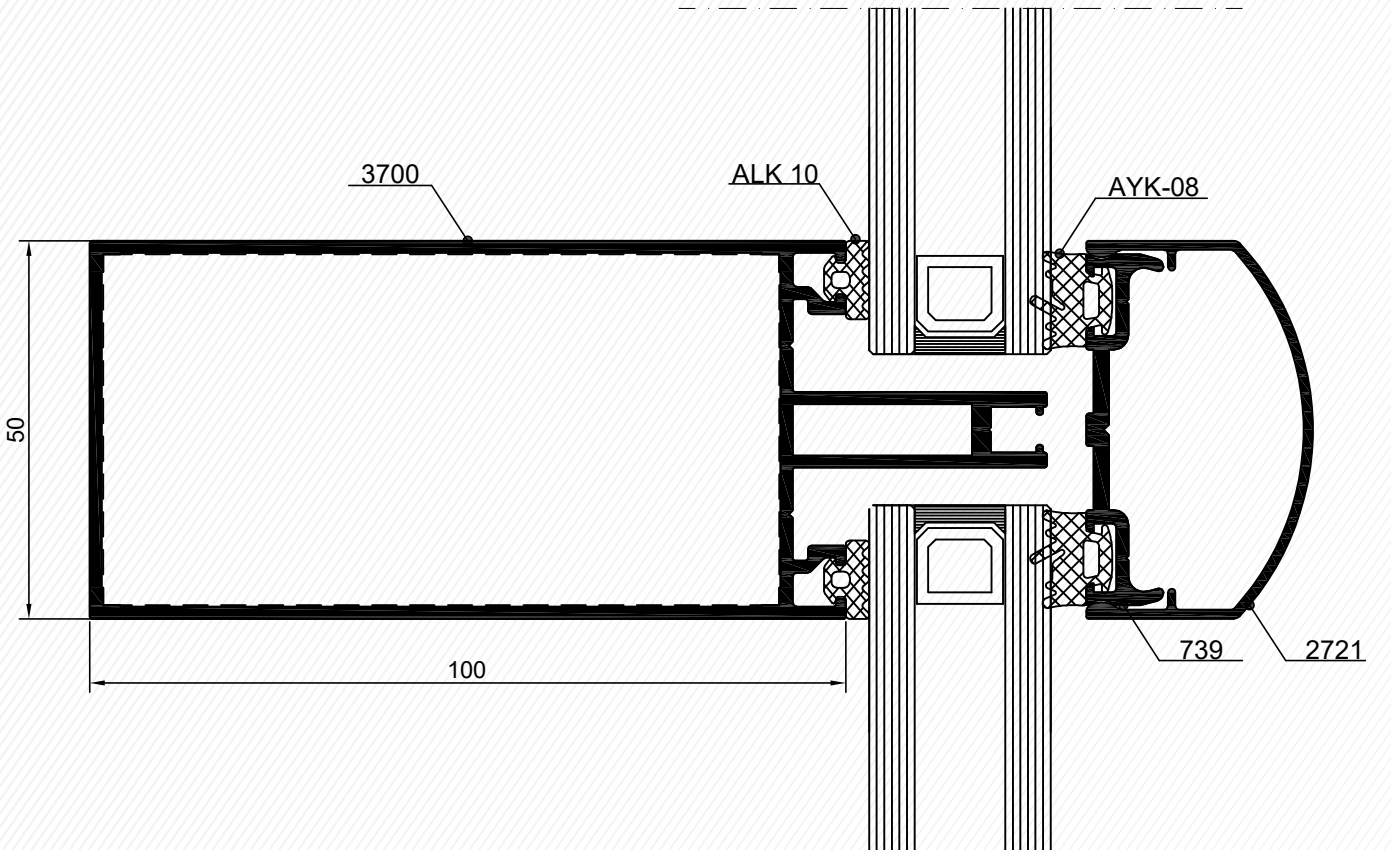
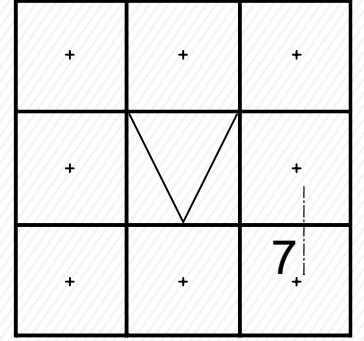
Detaylar / Details**KAPAKLI CEPHE SİSTEM DETAYLARI**
COVER CAP SYSTEM DETAILS5 DETAYI
DETAIL

Ölçek: 1:1 / Scale: 1:1

Detaylar / Details

KAPAKLI CEPHE SİSTEM DETAYLARI
COVER CAP SYSTEM DETAILS

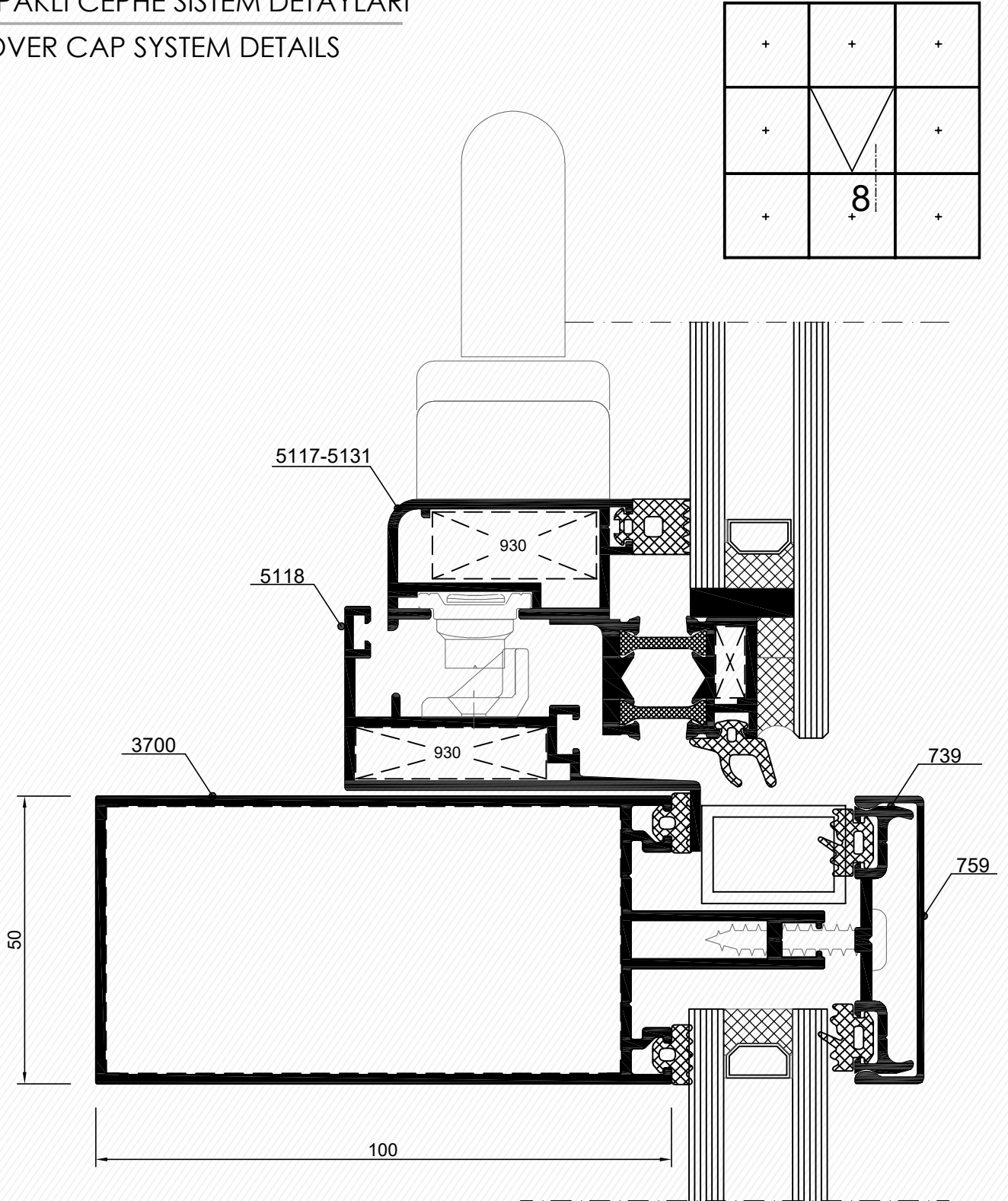


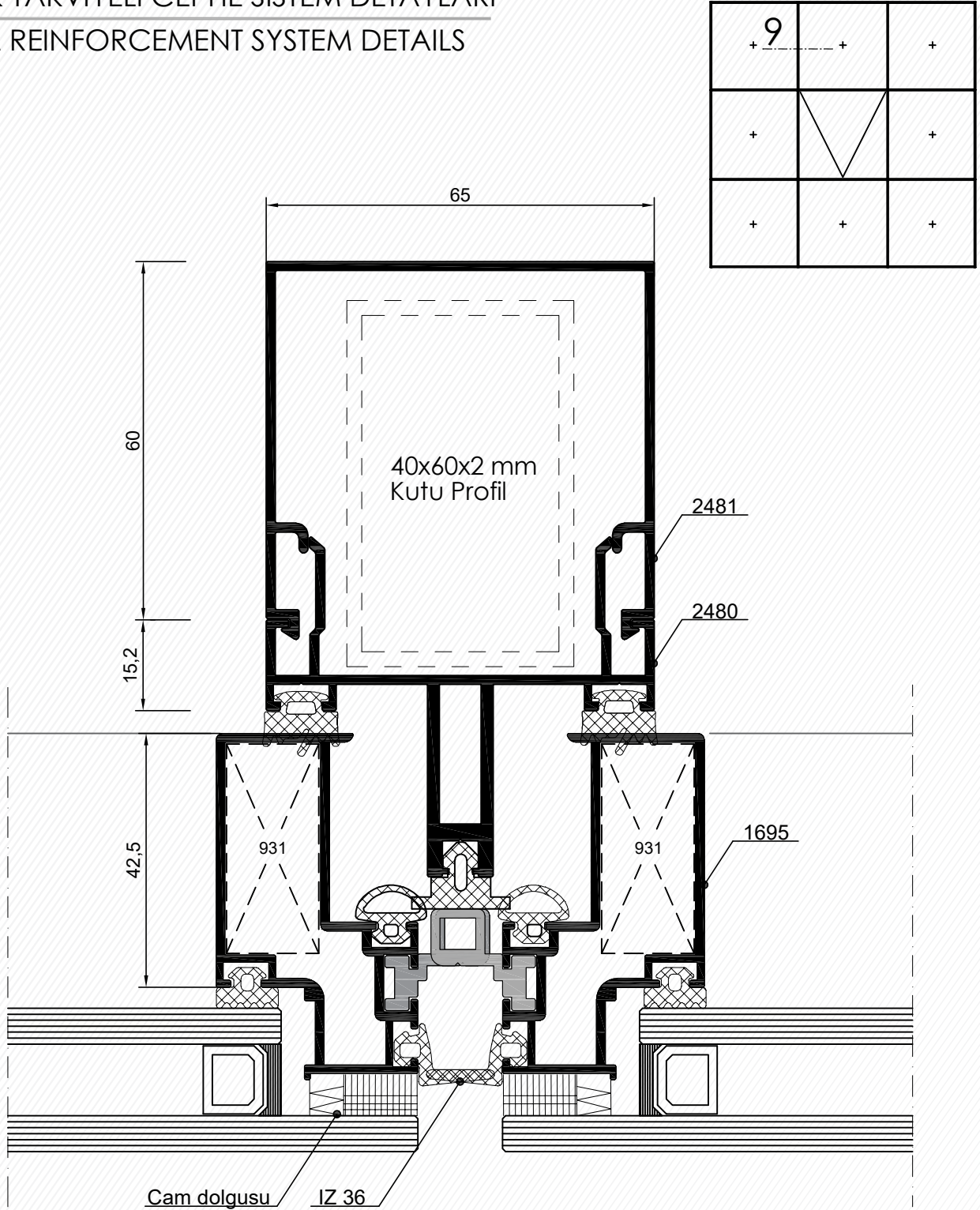
Detaylar / Details**KAPAKLI CEPHE SİSTEM DETAYLARI**
COVER CAP SYSTEM DETAILS7 DETAYI
DETAIL

Ölçek: 1:1 / Scale: 1:1

Detaylar / Details

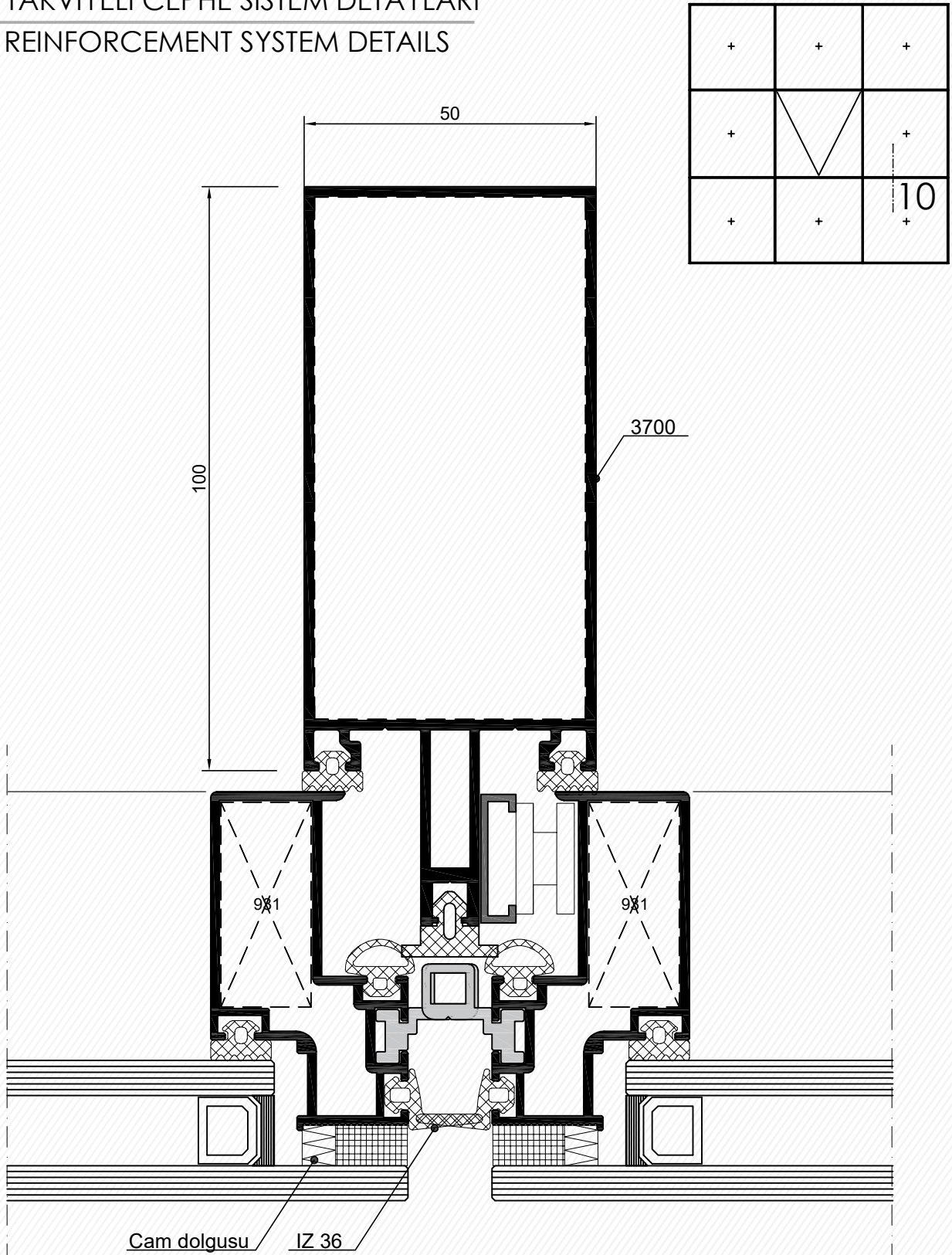
KAPAKLI CEPHE SİSTEM DETAYLARI
COVER CAP SYSTEM DETAILS

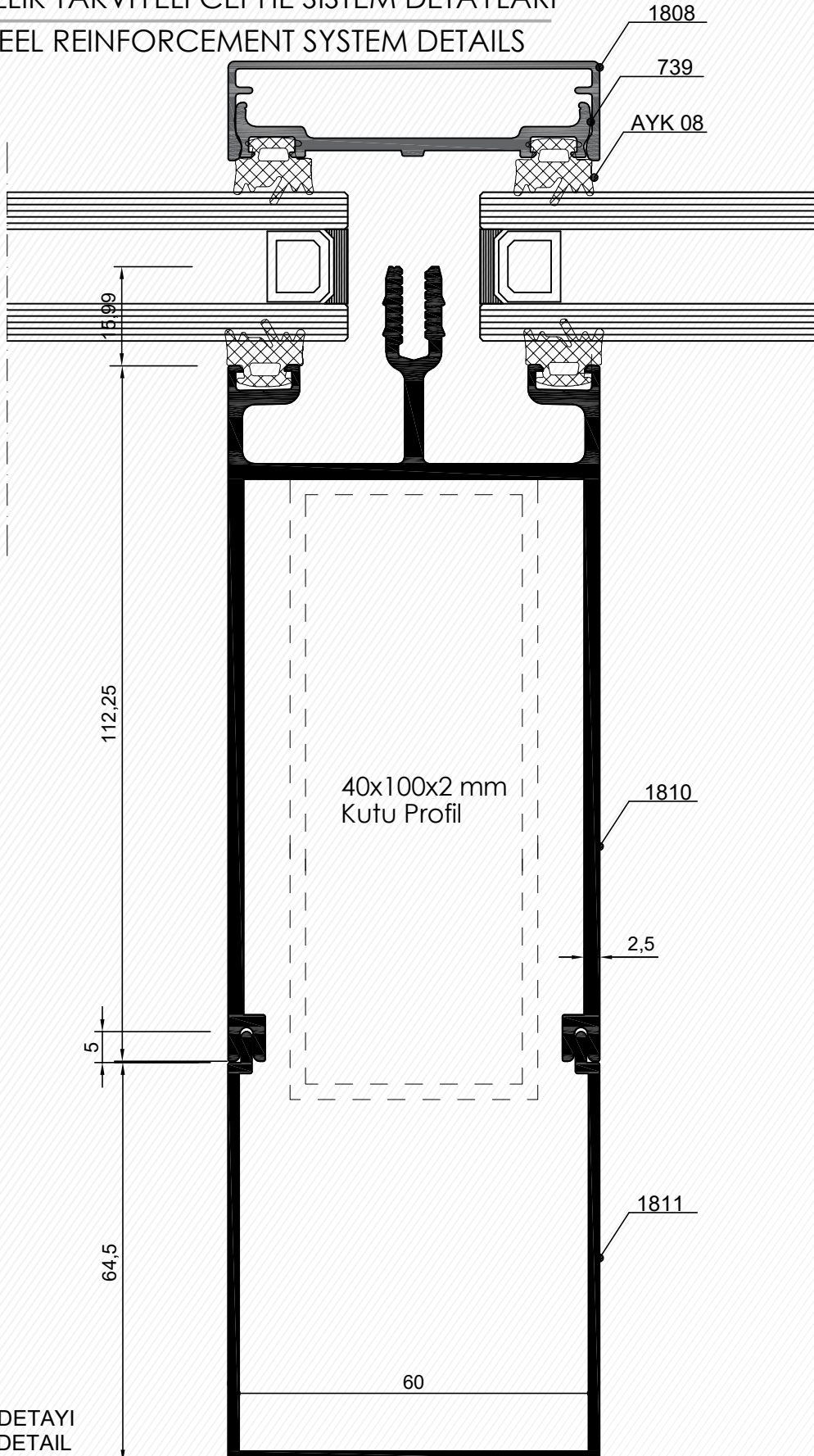
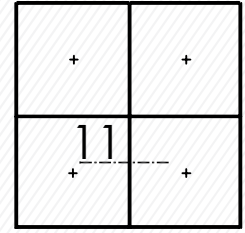


Detaylar / Details
ÇELİK TAKVİYELİ CEPHE SİSTEM DETAYLARI
STEEL REINFORCEMENT SYSTEM DETAILS


Detaylar / Details

ÇELİK TAKVİYELİ CEPHE SİSTEM DETAYLARI
STEEL REINFORCEMENT SYSTEM DETAILS



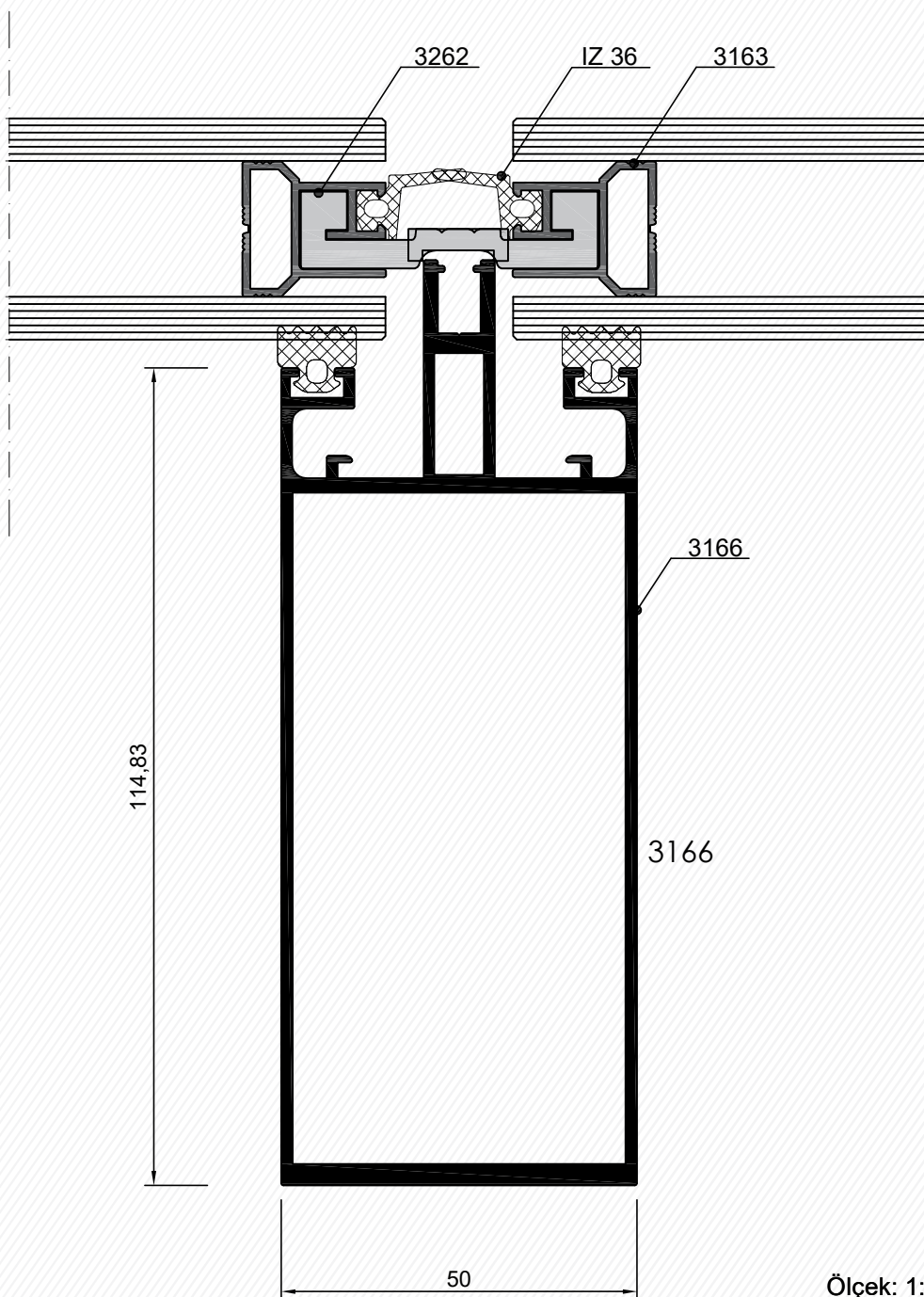
Detaylar / Details
ÇELİK TAKVİYELİ CEPHE SİSTEM DETAYLARI
STEEL REINFORCEMENT SYSTEM DETAILS

 11 DETAYI
 DETAIL

Ölçek: 1:1 / Scale: 1:1

Detaylar / Details

KASETSİZ SİLİKON CEPHE SİSTEM DETAYI
STRUCTURAL GLAZING SYSTEM DETAILS





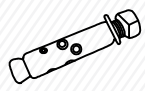

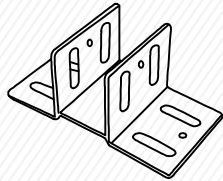

+	+	+
+		+
12	+	+



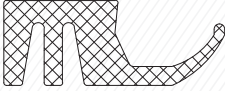

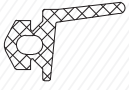





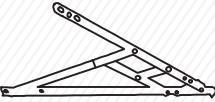
12 DETAYI
DETAIL

Ölçek: 1:1 / Scale: 1:1







Aksesuarlar / Accessories

Ürün Çizimi Drawing	Ürün Kodu Product No	Ürün Adı Product Name	Kullanıldığı Profiller Profiles Used
	931-35,1	Köşe Takozu 15,6 mm Joint Corner 15,6 mm	1695
	931-30,8	Köşe Takozu 15,6 mm Joint Corner 15,6 mm	3702
	1403-53,5	Köşe Takozu 5 mm Joint Corner 5 mm	3451
	1403-25,4	Köşe Takozu 5 mm Joint Corner 5 mm	3451
	153-02-055	Çelik Dübel Steel Expansion Bolt	----
	153-01-376	Saplama Vida Grup Strew	----
	153-01-392	U Ankrāj 80 lik U Anchorag 80 mm	----
	153-01-412	U Ankrāj 100 lük U Anchorag 100 mm	----
	153-01-388	U Ankrāj 120 lik U Anchorag 120 mm	----
	153-01-393	L Ankrāj 80 lik L Anchorag 80 mm	----
	153-01-389	L Ankrāj 100 lük L Anchorag 100 mm	----
	153-01-390	L Ankrāj 120 lik L Anchorag 120 mm	----

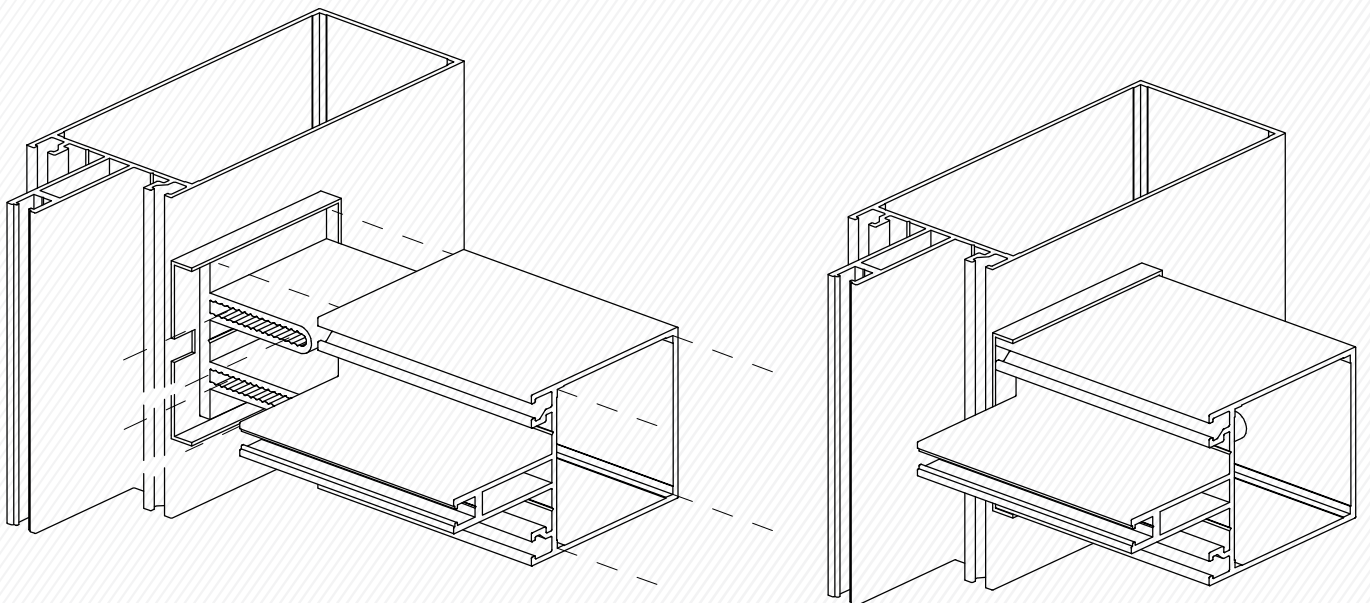
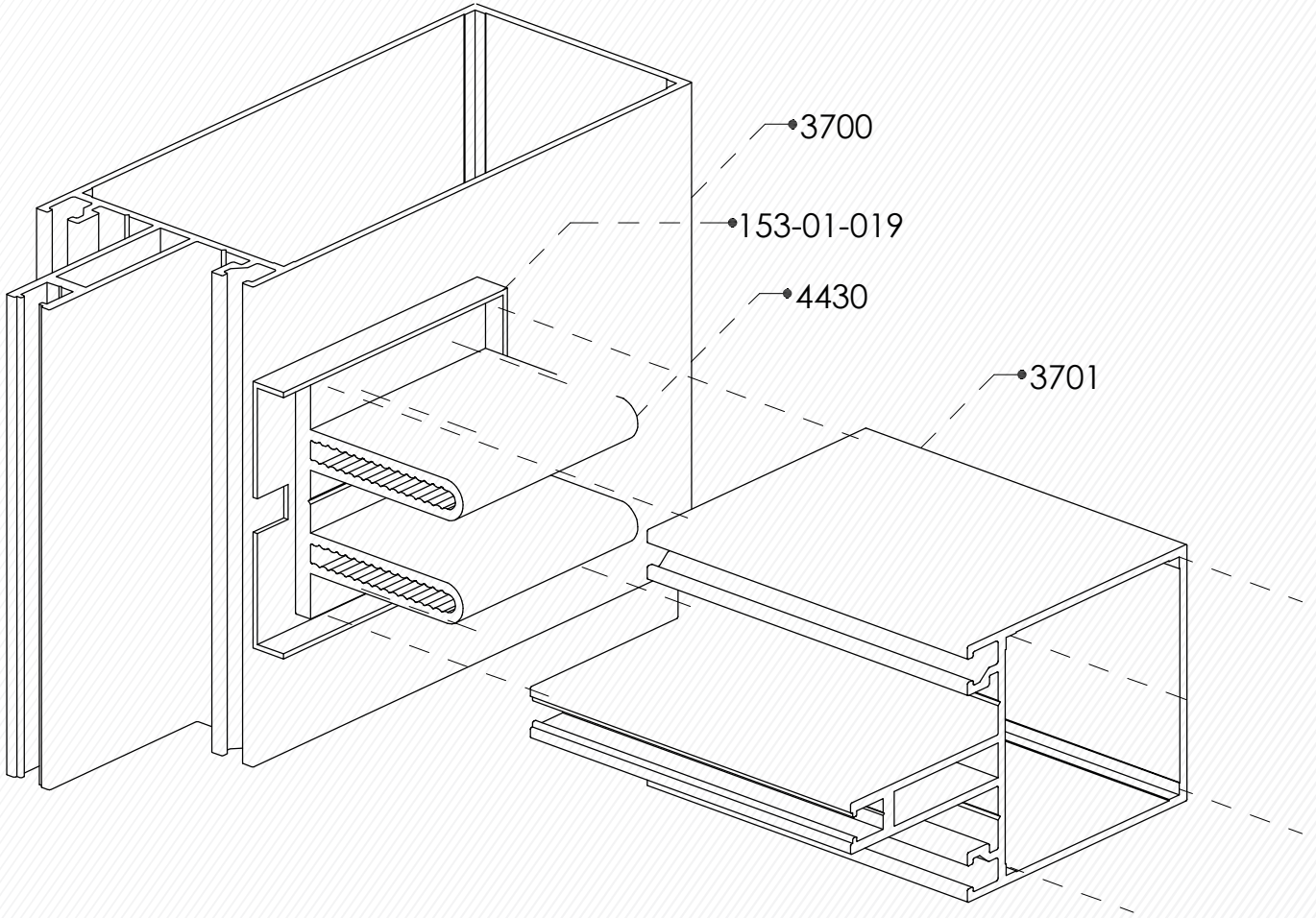
Aksesuarlar / Accessories

Ürün Çizimi Drawing	Ürün Kodu Product No	Ürün Adı Product Name	Kullanıldığı Profiller Profiles Used
	153-01-069	Kaset Destek Plakası Casette Support Plate	----
	153-01-403	Cephe Zamak Karşılığı Casette Support Plate	----
	ALK-11	Orta Göbek Fitili Middle Gasket	----
	IZ-36	Tozluk Fitili Legging Gasket	----
	ALK-09	Dikme ve Kaset Cam Altı Fitili 5mm Implantation & Casette Under Glass Gasket 5mm	----
	ALK-10	Dikme ve Kaset Cam Altı Fitili 3mm Implantation & Casette Under Glass Gasket 3mm	----
	ALK-08	Kaset Bini Fitili Frame Pin Gasket	----
	AYK-08	Alt Kapak Baskı Fitili 5mm Frame Pin Gasket 5mm	----
	AYK-09	Alt Kapak Baskı Fitili 3mm Frame Pin Gasket 3mm	----
	153-02-026	Cephe Makası 70 kg. Facade Scissors 70 kg.	----
	153-03-102	Cephe Makası 85kg. Facade Scissors 85 kg.	----
	153-01-718	Cephe Makası 100 kg. Facade Scissors 100 kg.	----
	153-01-515	Cephe Makası 130 kg. Facade Scissors 130 kg.	----
	153-02-059	Cephe Makası 135 kg. Facade Scissors 135 kg.	----
	153-01-426	Cephe Makası 140 kg. Facade Scissors 140 kg.	----

Aksesuarlar / Accessories

Ürün Çizimi Drawing	Ürün Kodu Product No	Ürün Adı Product Name	Kullanıldığı Profiller Profiles Used
	153-01-019	Genleşme Yastığı 50 mm Dilatation Pillow 50 mm	----
	153-01-020	Genleşme Yastığı 80 lik Dilatation Pillow 80 mm	----
	153-01-021	Genleşme Yastığı 100 lük Dilatation Pillow 100 mm	----
	153-02-204	Mafsallı Cephe Kolu Eloksal Window Handle Anodizing	----
	153-02-372	Mafsallı Cephe Kolu Renkli Window Handle Colourful	----
	153-02-050	Kıvrık Cephe Kolu Eloksal Window Handle Anodizing	----
	153-02-008	Kıvrık Cephe Kolu Renkli Window Handle Colourful	----
	153-01-055	Eksenel Kol Eloksal Window Handle Anodizing	----
	153-01-056	Eksenel Kol Renkli Window Handle Colourful	----

Aksonometri / Axonometry



Aksonometri / Axonometry