

ALKOR

ALUMINUM



YALITIMSIZ SÜRME SİSTEMLERİ



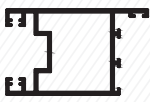








UNINSULATED SLIDING SYSTEMS

- **LIGHT SÜRME** / LIGHT SLIDING
- **SOFT SÜRME** / SOFT SLIDING
- **ALK 3800**
- **BÜYÜK TUBA**

BÜYÜK TUBA



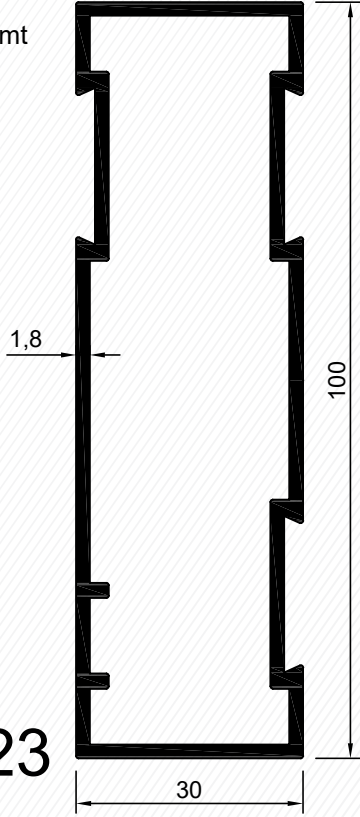
İçindekiler / Contents

Profil Profile	Profil Kodu Profile Nr	Ağırlık (kg/m.) Weight (kg/m.)	X mm.	Y mm.	J _x cm ⁴	J _y cm ⁴
	1023 Kasa Profili Frame Profile	1,376	100 mm.	30 mm.	----	----
	1356 Kasa Profili Frame Profile	1,298	100 mm.	45 mm.	----	----
	1024 Kanat Profili Sash Profile	1,285	45 mm.	75 mm.	----	----
	1473 Orta Kayıt Profili Middle Transom Pr.	1,078	45 mm.	75 mm.	----	----
	1027 Adaptör Profili Adapter Profile	0,402	51 mm.	44 mm.	----	----
	1026 Cam Yatağı Profili Adapter Profile	0,406	45 mm.	21 mm.	----	----
	996 Sineklik Kanat Pr. Fly Screen Sash Pr.	0,577	20 mm.	57 mm.	----	----
	1030 Üst Ray Profili Up Rail Profile	0,198	23,5 mm.	14,93 mm.	----	----
	1031 Alt Ray Profili Nether Rail Profile	0,270	20,72 mm.	20,5 mm.	----	----
	1474 Sineklik Ray Profili Fly Screen Rail Pr.	0,401	14,4 mm.	36,86 mm.	----	----
	1012 Cam Çita Profili Glazing Bead Prf.	0,238	29,9 mm.	17,7 mm.	----	----

Profiller / Profiles

Kasa Profili - Frame Profile

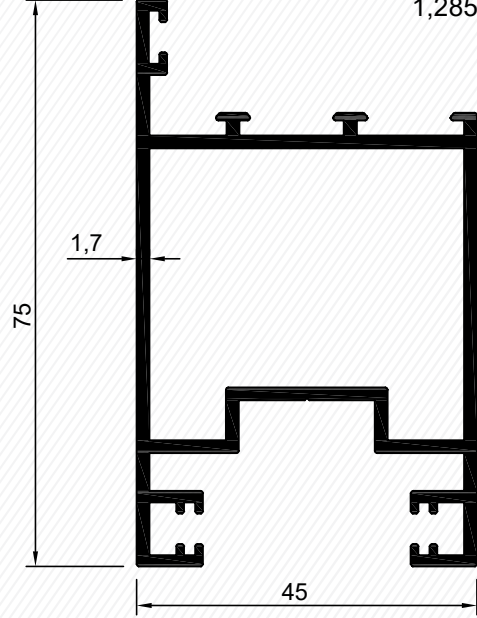
1023
1,376 kg/mt



1023

Kanat Profili - Sash Profile

1024
1,285 kg/mt

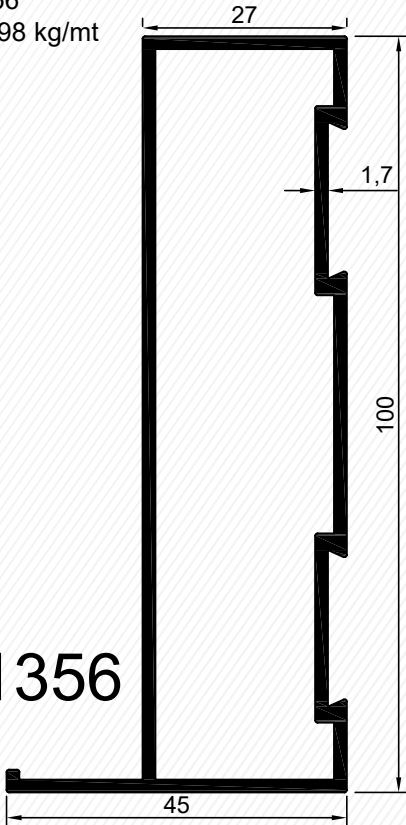


1024

Kod	Et Kalın.	Ürün Adı	Ağırlığı	Köşe Takozu
1023	1,8 mm	Kasa Profili	1,376 kg/mt	153-02-395
1024	1,7 mm	Kanat Profili	1,285 kg/mt	153-01-402

Kasa Profili - Frame Profile

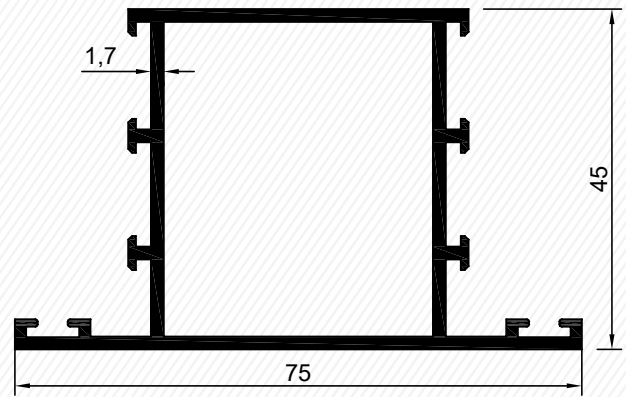
1356
1,298 kg/mt



1356

Orta Kayıt Profili - Middle Transom Profile

1473
1,078 kg/mt

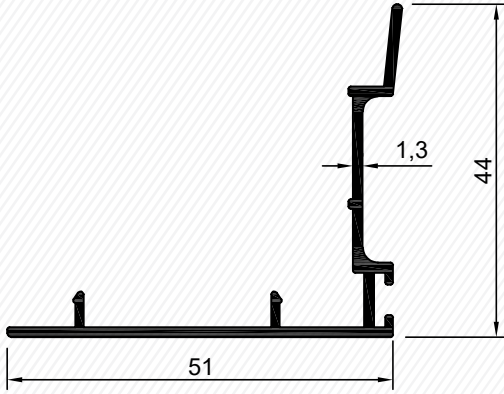


1473

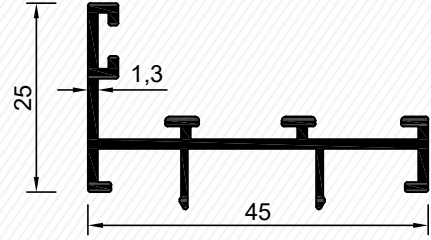
Kod	Et Kalın.	Ürün Adı	Ağırlığı	Köşe Takozu
1356	1,7 mm	Kasa Profili	1,298 kg/mt	153-02-395
1473	1,7 mm	Orta Kayıt Profili	1,078 kg/mt	

Profiller / Profiles

Adaptör Profili - Adapter Profile

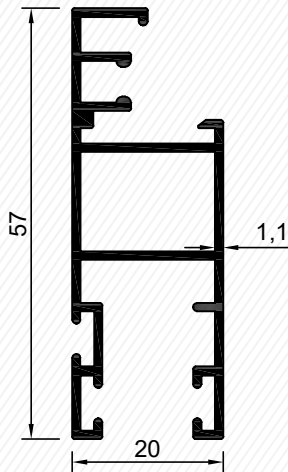
 1027
 0,402 kg/mt

1027

Cam Yatağı Profili - Adapter Profile

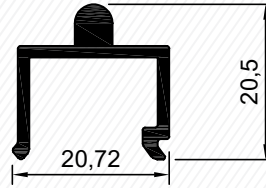
 1026
 0,406 kg/mt

1026

Kod	Et Kalın.	Ürün Adı	Ağırlığı
1027	1,3 mm	Adaptör Profili	0,402 kg/mt
1026	1,3 mm	Cam Yatağı Prf.	0,406 kg/mt

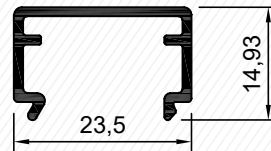
Sineklik Kanat Profili - Fly Screen Profile

 996
 0,577 kg/mt

1027

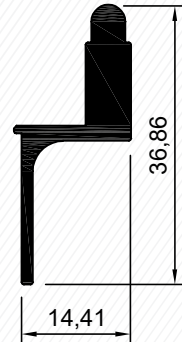
Alt Ray Profilleri - Nether Rail Profile


1031
 (0,270 kg/mt)

Üst Ray Profili - Up Rail Profile


1030
 (0,198 kg/mt)

Ray Profilleri - Rail Profile

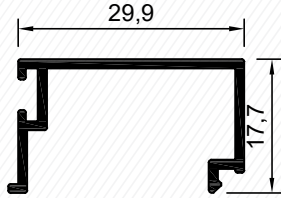

1474
 (0,401 kg/mt)

Kod	Et Kalın.	Ürün Adı	Ağırlığı	Köşe Takozu
996	1,1 mm	Sineklik Kanat Prf.	0,577 kg/mt	153-02-183

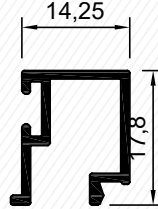
Profiller / Profiles

Cam Çıtası Profili - Glazing Bead Profile

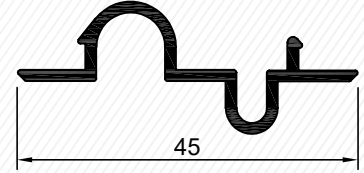
Adaptör Profili - Adapter Profile



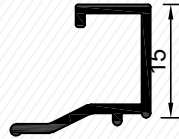
1012
(0,238 kg/mt)



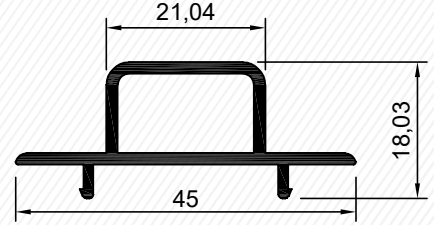
1022
(0,188 kg/mt)



1029
(0,295 kg/mt)



995
(0,146 kg/mt)



1025
(0,888 kg/mt)

