

# ALKOR

ALUMINUM



## YALITIMLI SÜRME SİSTEM

INSULATED SLIDING SYSTEM

- **NYSA SÜRME / NYSA SLIDING**
- **TERMAL SOFT / THERMAL SOFT**









# **NYSA SÜRME**

## NYSA SLIDING





**İçindekiler / Contents**

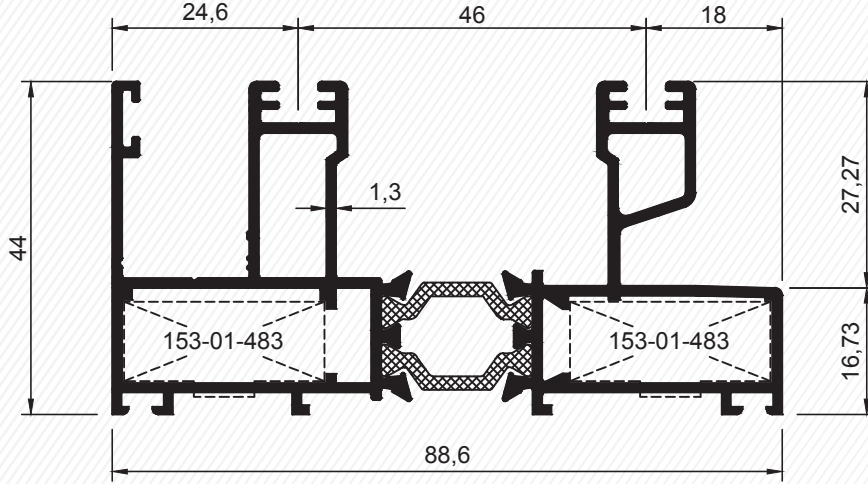
Profil Profile	Profil Kodu Profile Nr	Ağırlık (kg/m.) Weight (kg/m.)	X mm.	Y mm.	Jx cm <sup>4</sup>	Jy cm <sup>4</sup>
	6517-6518 Kasa Profili Frame Profile	1,668	88,6 mm.	44 mm.	43,47	10,20
	6517-6519 Kasa Profili Frame Profile	2,135	121 mm.	44mm.	104,34	13,63
	6521-6521 Kanat Profili Sash Profile	1,181	36 mm.	64,3 mm.	11,55	8,03
	6522-6522 Kanat Profili Sash Profile	0,884	36 mm.	47,2 mm.	5,58	3,58
	6522-6523 Kanat Profili Sash Profile	1,112	36 mm.	47,2 mm.	12,01	4,02
	6520-6520 Kanat Profili Sash Profile	1,715	32 mm.	93 mm.	38,03	8,36
	6736-6737 Adaptör Profili Adapter Profile	0,962	34,72 mm.	43,53 mm.	----	----
	6838 Adaptör Profili Adapter Profile	0,257	15,66 mm.	41,95 mm.	----	----

## Profiller / Profiles

Kasa Profili - Frame Profile

6517/6518

1,668 kg/mt



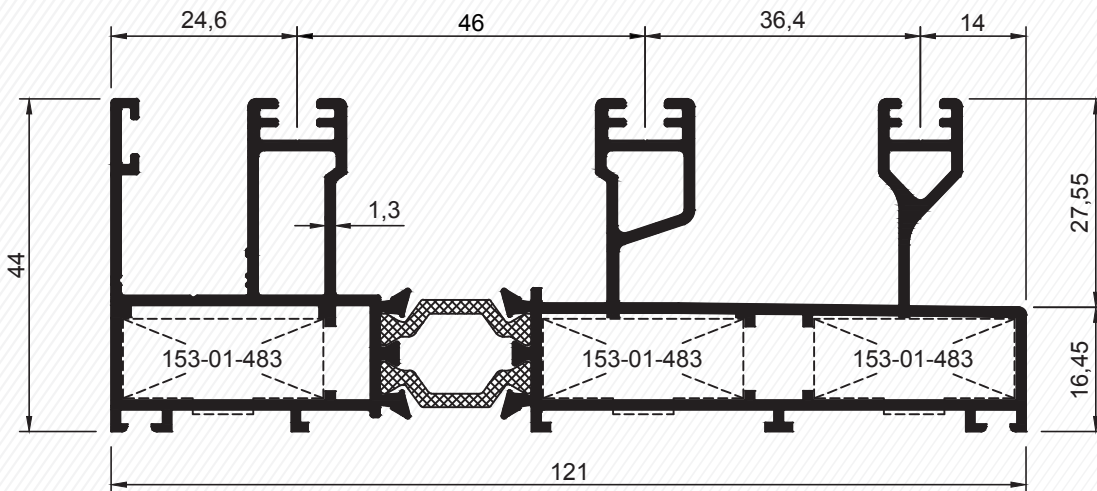
6517-6518

Kod	Et Kalın.	Ürün Adı	Ağırlığı	Köşe Takozu
6517-6518	1,3 mm	Kasa Profili	1,668 kg/mt	153-01-483

Kasa Profili - Frame Profile

6517/6519

2,135 kg/mt



6517-6519

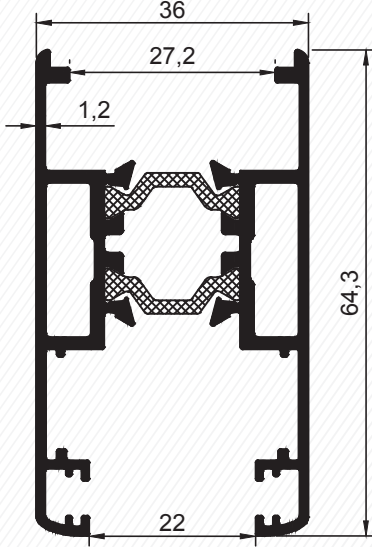
Kod	Et Kalın.	Ürün Adı	Ağırlığı	Köşe Takozu
6517-6519	1,3 mm	Kasa Profili	2,135 kg/mt	153-01-483



**Profiller / Profiles**

Kanat Profili - Sash Profile

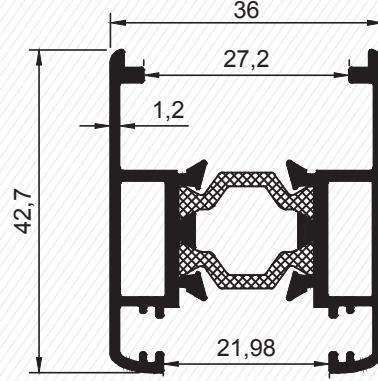
6521/6521  
1,181 kg/mt



**6521-6521**

Kanat Profili - Sash Profile

6522/6522  
0,884 kg/mt

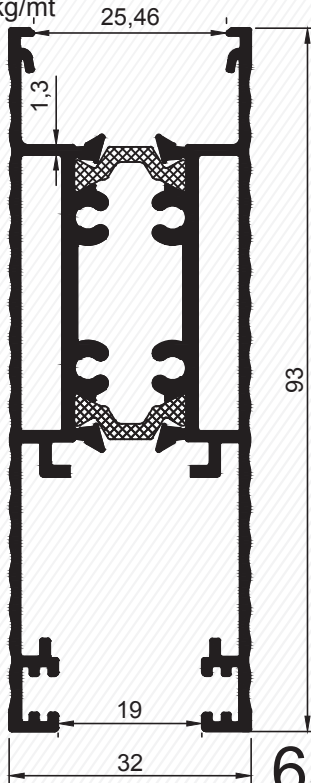


**6522-6522**

Kod	Et Kalın.	Ürün Adı	Ağırlığı
6521-6521	1.2 mm	Kanat Profili	1,181 kg/mt
6522-6522	1.2 mm	Kanat Profili	0,884 kg/mt

Baza Profili - Frame Profile

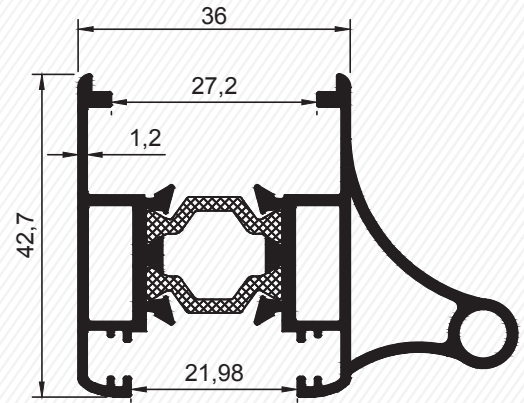
6520/6520  
1,715 kg/mt



**6520/6520**

Kanat Profili - Sash Profile

6522/6523  
1,112 kg/mt

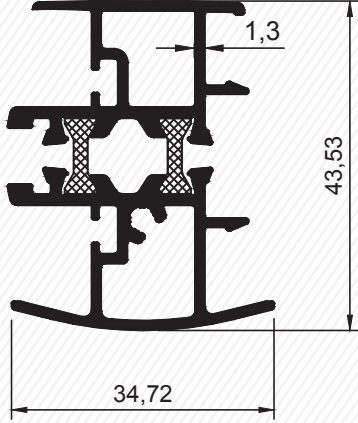


**6522-6523**

Kod	Et Kalın.	Ürün Adı	Ağırlığı
6520-6520	1.3 mm	Baza Profili	1,715 kg/mt
6522-6523	1.2 mm	Kanat Profili	1,112 kg/mt

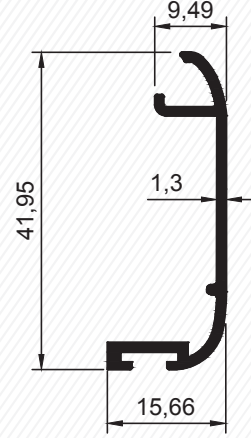
## Profiller / Profiles

Adaptör Profili - Adapter Profile

6736-6737  
0,962 kg/mt

6736-6737

Adaptör Profili - Adapter Profile

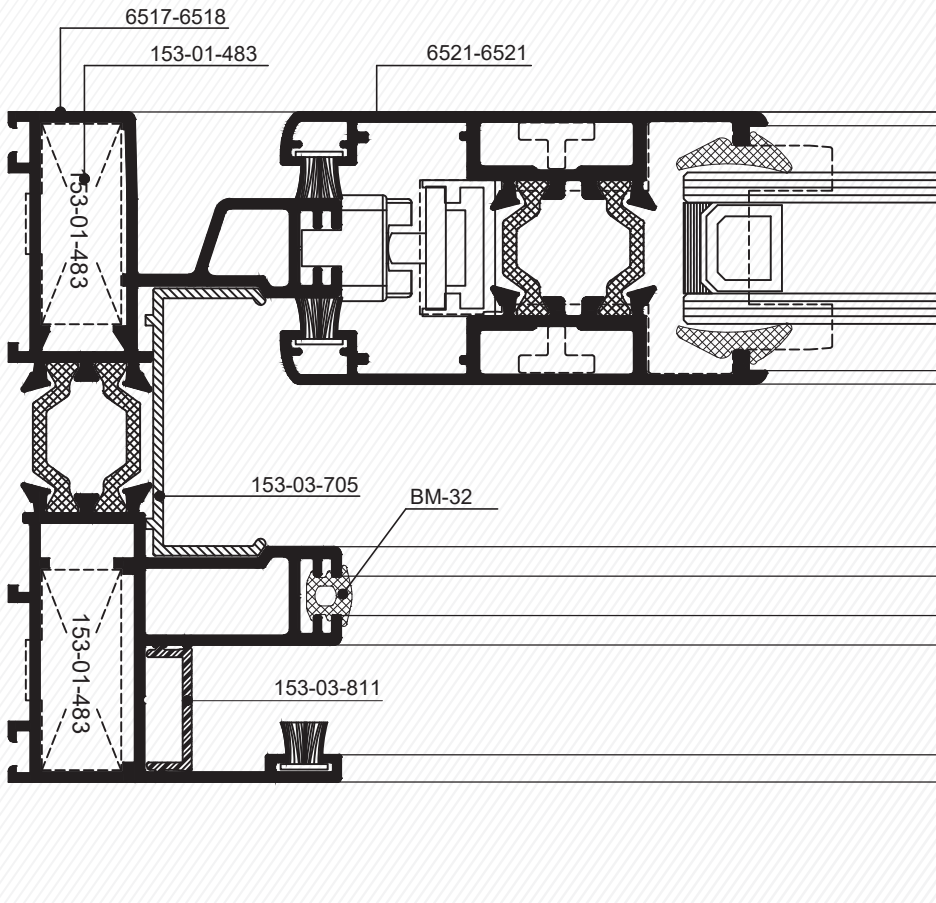
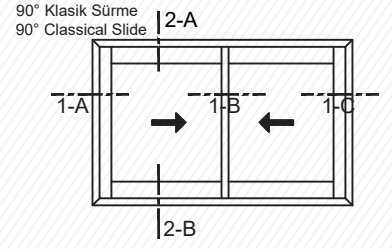
6538  
0,257 kg/mt

6538

Kod	Et Kalın.	Ürün Adı	Ağırlığı
6540-6540	1,3 mm	Adaptör Profili	0,962 kg/mt
6538	1,3 mm	Adaptör Profili	0,257 kg/mt



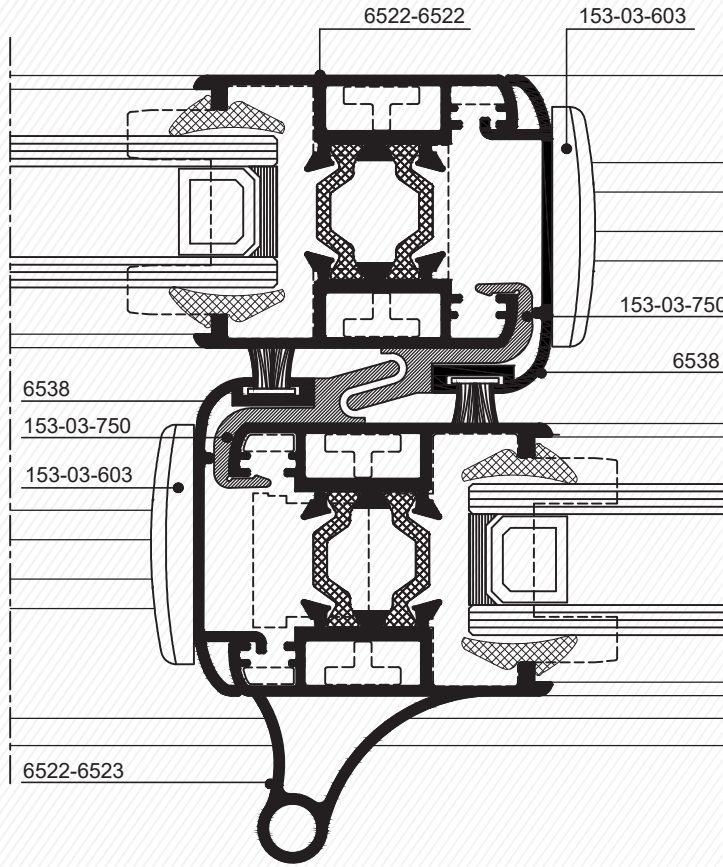
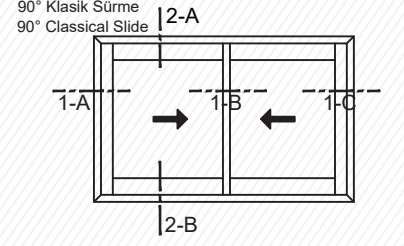
**Detaylar / Details**



1-A DETAYI  
DETAIL

Ölçek: 1:1 / Scale: 1:1

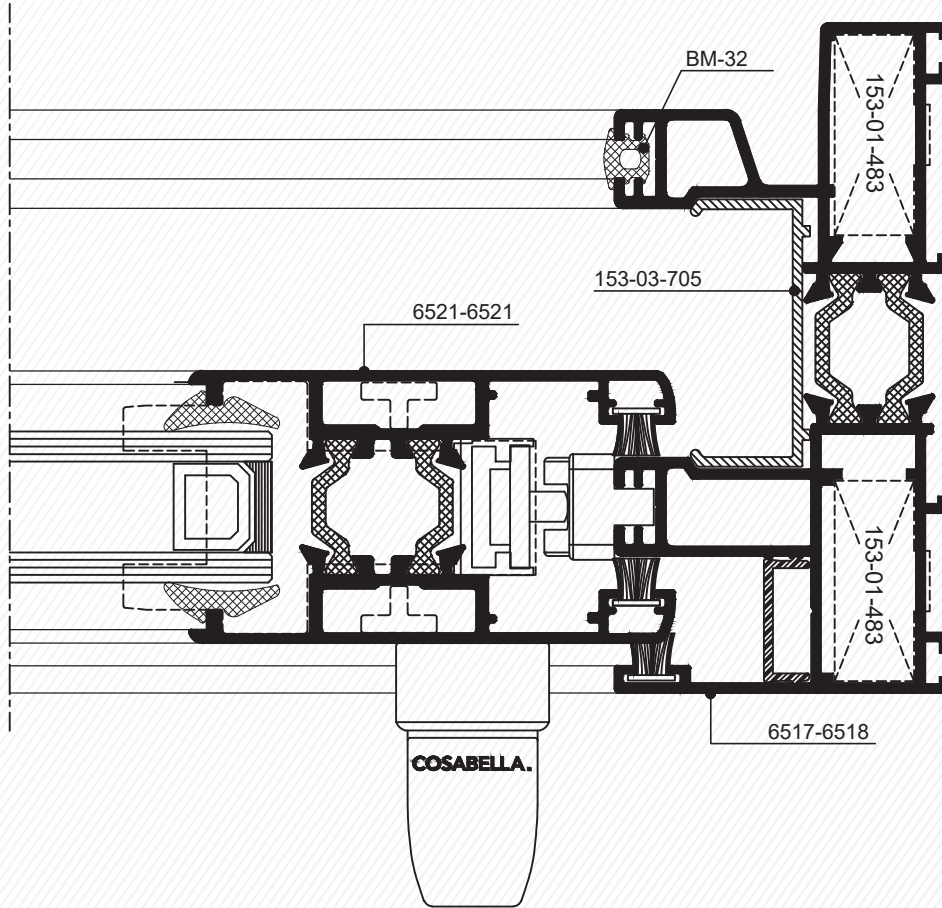
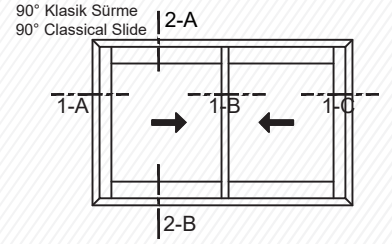
## Detaylar / Details

1-B DETAYI  
DETAIL

Ölçek: 1:1 / Scale: 1:1



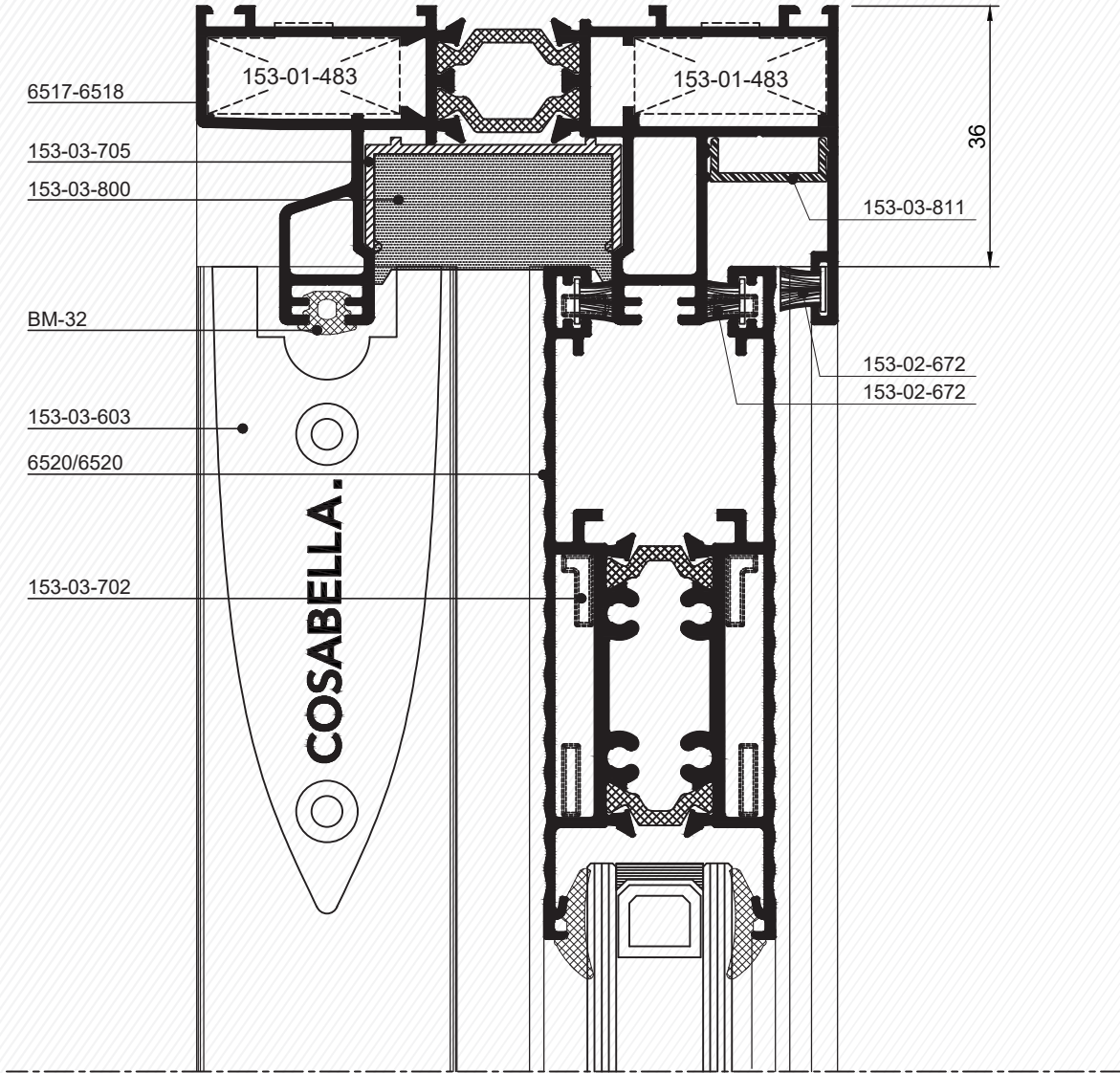
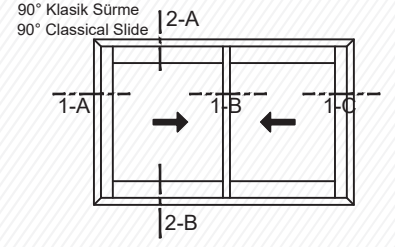
**Detaylar / Details**



1-C DETAYI  
DETAIL

Ölçek: 1:1 / Scale: 1:1

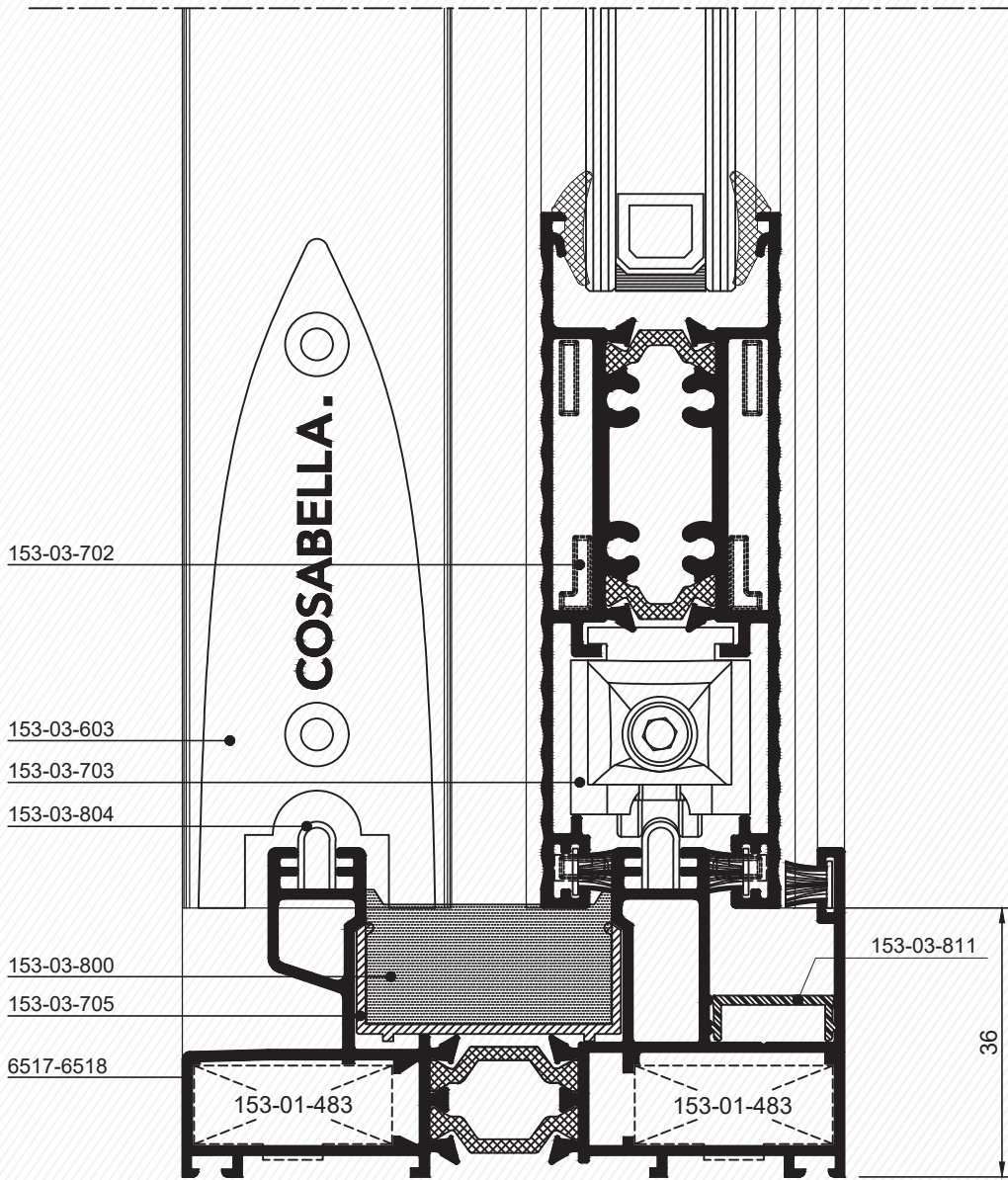
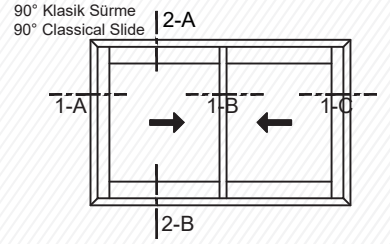
## Detaylar / Details

2-A  
DETAYI  
DETAIL

Ölçek: 1:1 / Scale: 1:1




































**Detaylar / Details**

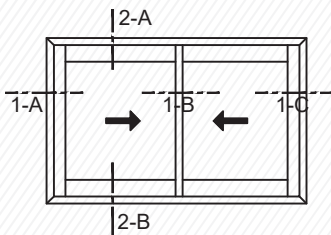


2-B DETAYI  
DETAIL

Ölçek: 1:1 / Scale: 1:1

## Detaylar / Details

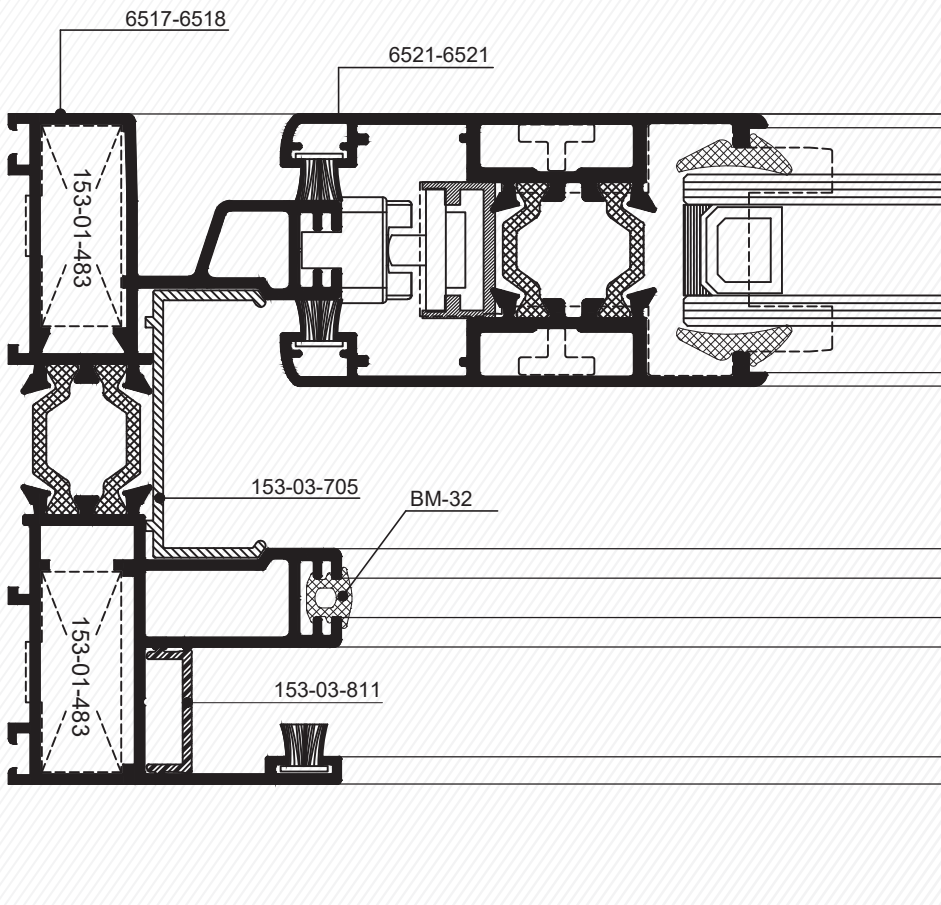
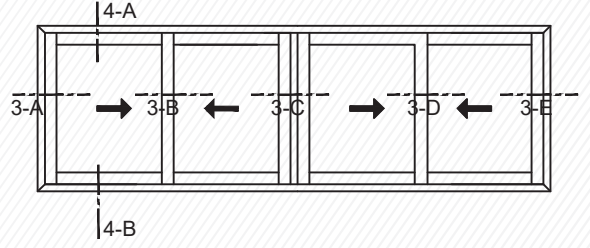
					
Kasa Genişlik Frame Width	6517/6518			2 Ad. 2 Pcs. L	
Kasa Yükseklik Frame Height	6517/6518			2 Ad. 2 Pcs. H	
Kanat Yükseklik Sash Height	6521/6521			2 Ad. 2 Pcs. B=H-77	
Kenet Kanat Yükseklik Sash Height	6522/6522			1 Ad. 1 Pcs. B=H-77	
Yatay Kanat Genişlik Horizontal Sash Width	6520/6520			4 Ad. 4 Pcs. A=L/2-124	
Kenet Kanat Yükseklik Sash Height	6522/6523			1 Ad. 1 Pcs. B=H-72	
Adaptör Profili Yükseklik Adapter Profile Height	6538			2 Ad. 2 Pcs. B=H-77	
Kanat Cam Genişlik Glazing Sash Width				2 Ad. 2 Pcs. C=L/2-102	
Kanat Cam Yükseklik Glazing Sash Height				2 Ad. 2 Pcs. D=H-237	
 Opsiyon-1 03/05/01-1	153-01-483 Vidalı Köşe Bağ. Takozu Screwed Corner Cleat	8 Ad. 8 Pcs.	 Opsiyon-2	153-01-848 Pres Köşe Bağ. Takozu Punch Press Corner Cleat	8 Ad. 8 Pcs.
 6521/6521 6520/6520	153-03-700 90° Dar Köşe Bağlantı 90° Narrow Sash Cor. Joint	4 Ad. 4 Pcs.		153-03-705 Kanal "U" Plastiği Plastic Cover For Frame	L-38 mm. 2 Ad./Pcs H-38 mm. 2 Ad./Pcs
 6522/6522 6520/6520	153-03-702 90° Dar Köşe Bağlantı 90° Narrow Sash Cor. Joint	2 Ad. 2 Pcs.		153-03-804 Paslanmaz Çelik Ray Stainless Steel Rail Track	L-90 mm. 2 Ad./Pcs.
 6522/6523 6520/6520	153-03-701 90° Dar Köşe Bağlantı 90° Narrow Sash Cor. Joint	1 Tkm. 1 Set.		153-03-703 Ayarlı Rulman Adjustable Roller	4 Ad. 4 Pcs.
 EPDM 33x16x60 mm	153-03-800 Kasa Alt & Üst Tozluk Top & Bottom Frame Sealing	2 Ad. 2 Pcs.		153-02-384 Fırça Fıtlı Brush Pile Seal	10L+6L
	153-03-603 Adaptör Kapağı Alt & Üst Adapter Cap Bottom & Top	2 Tkm. 2 Set.		BM-32 Ray Kapama Contası Gasket For Frame Rails	2L+4H
	153-03-750 Kanat Kenetleme Plastiği Plastic Sash Lock Adapter	B=2 Ad. B=2 Pcs. H-77		Cam Kama Contası Glazing Wedge Gasket (Cam Terçime Göre) (Optional Glass Size)	8D+8C
	153-03-811 Montaj Gizleme Plastiği Hidden Installation Plastic	2L+2H			



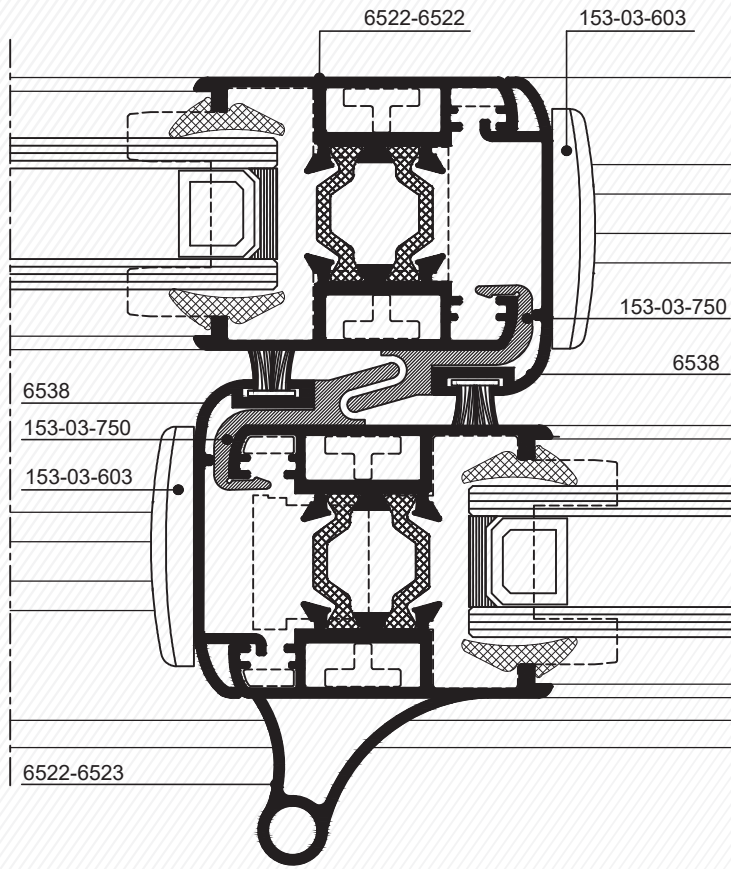
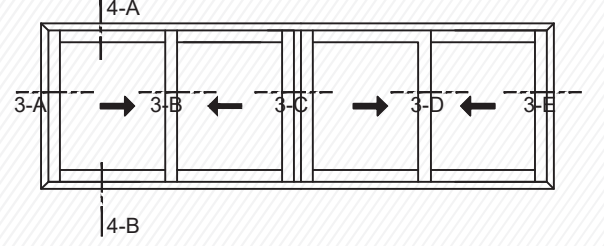
KESİM VE SARF MALZEME METRAJ TABLOSU



**Detaylar / Details**



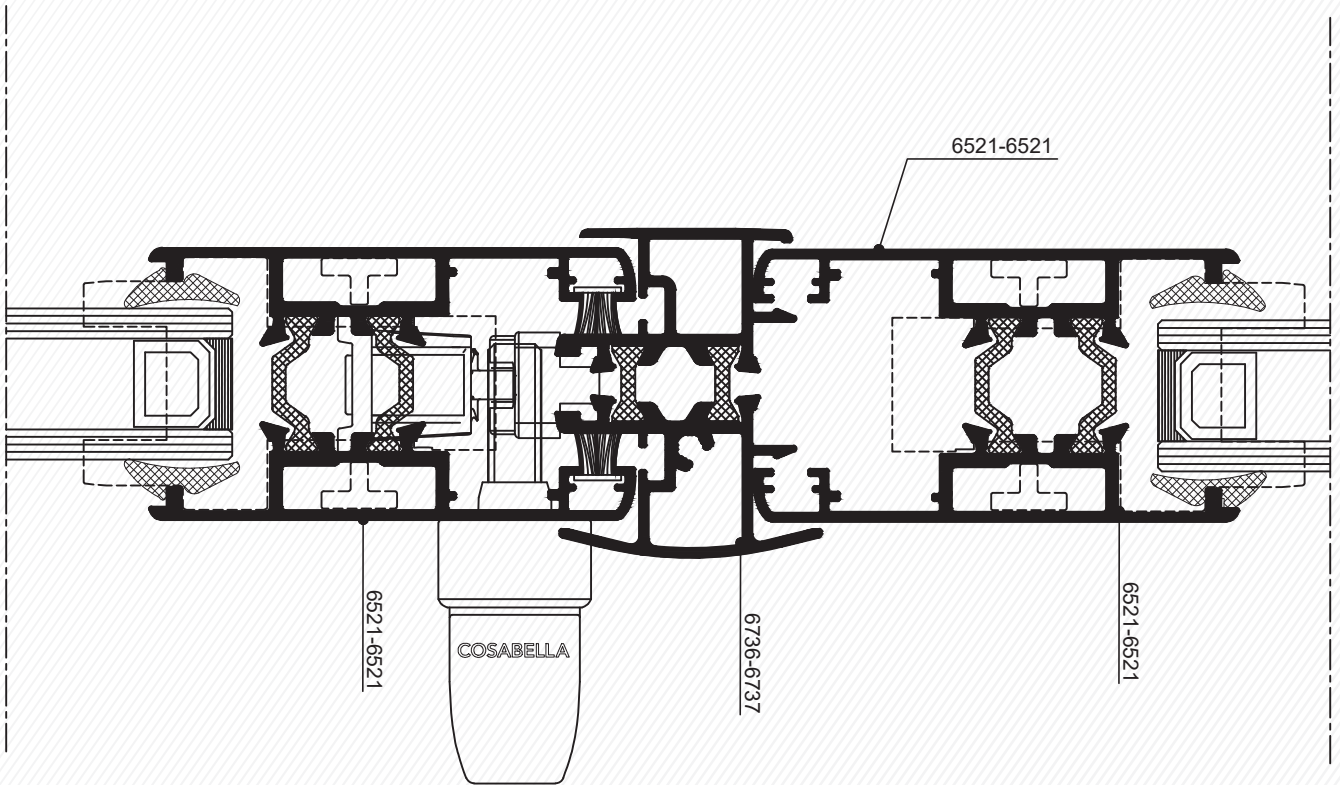
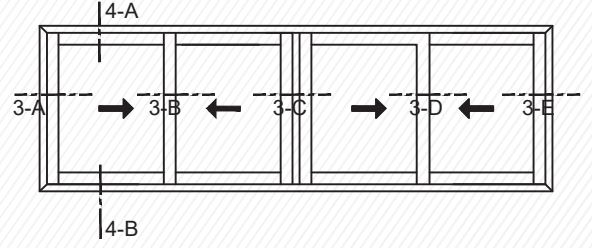
## Detaylar / Details

3-B DETAYI  
DETAIL

Ölçek: 1:1 / Scale: 1:1



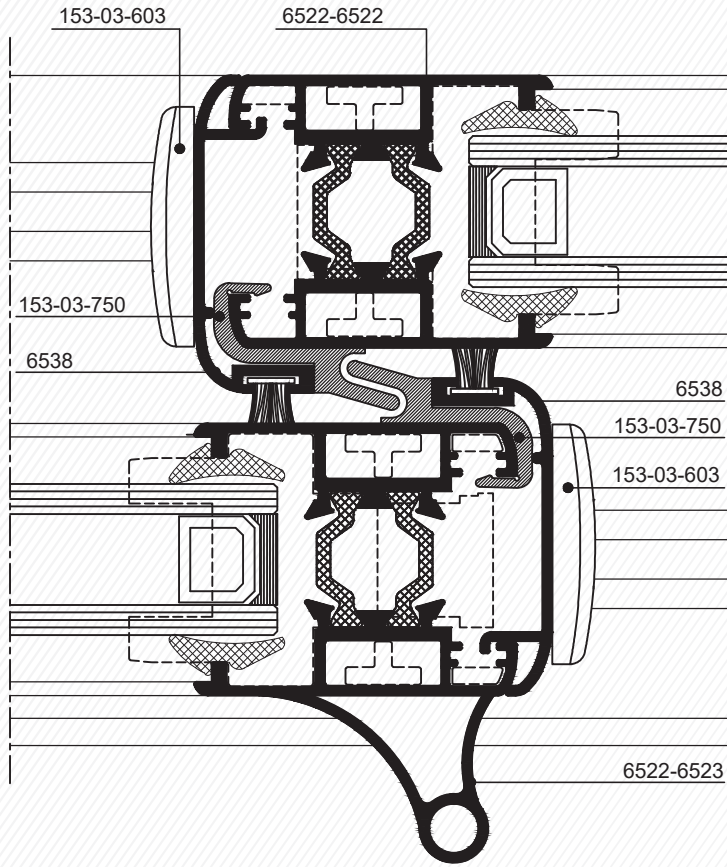
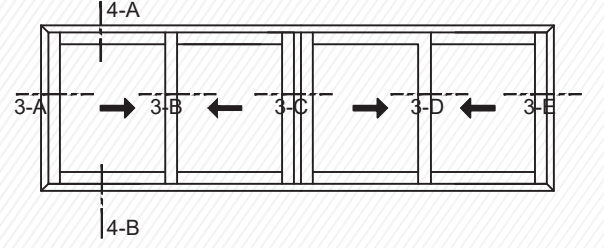
**Detaylar / Details**



3-C DETAYI  
DETAIL

Ölçek: 1:1 / Scale: 1:1

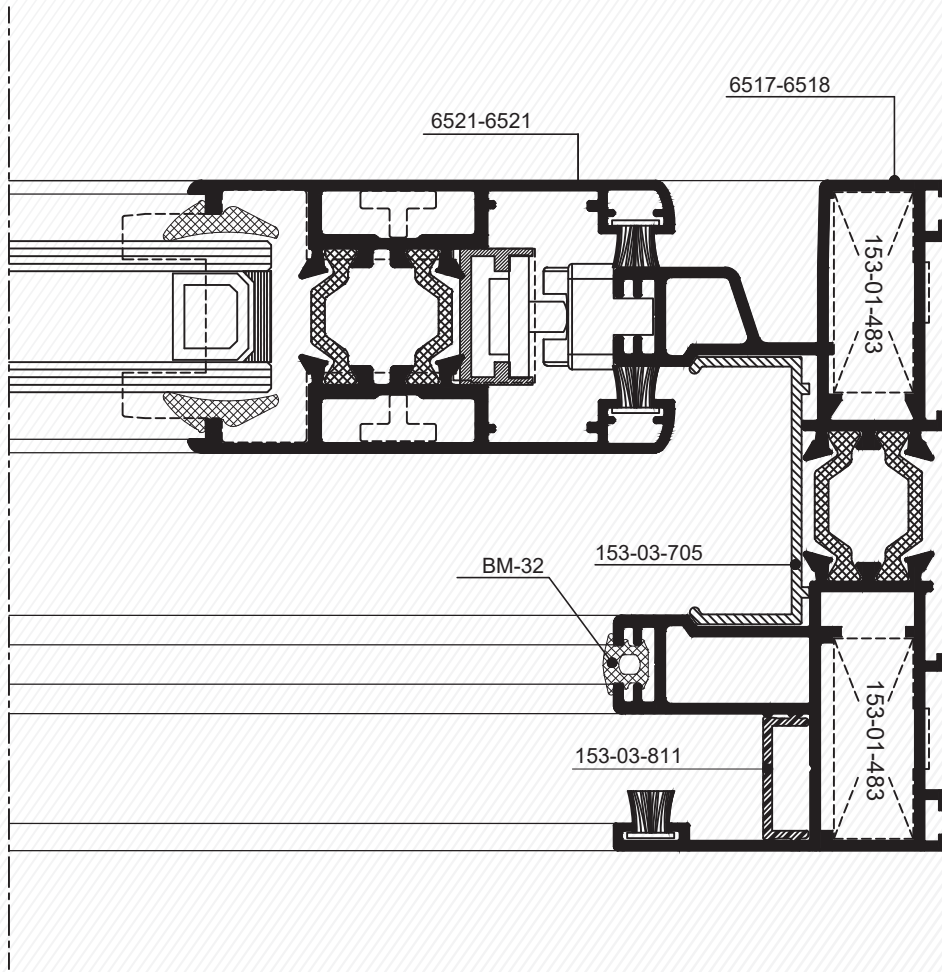
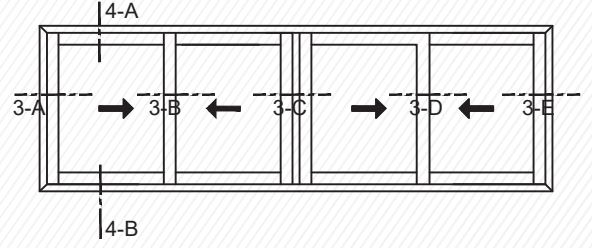
## Detaylar / Details

3-D DETAYI  
DETAIL

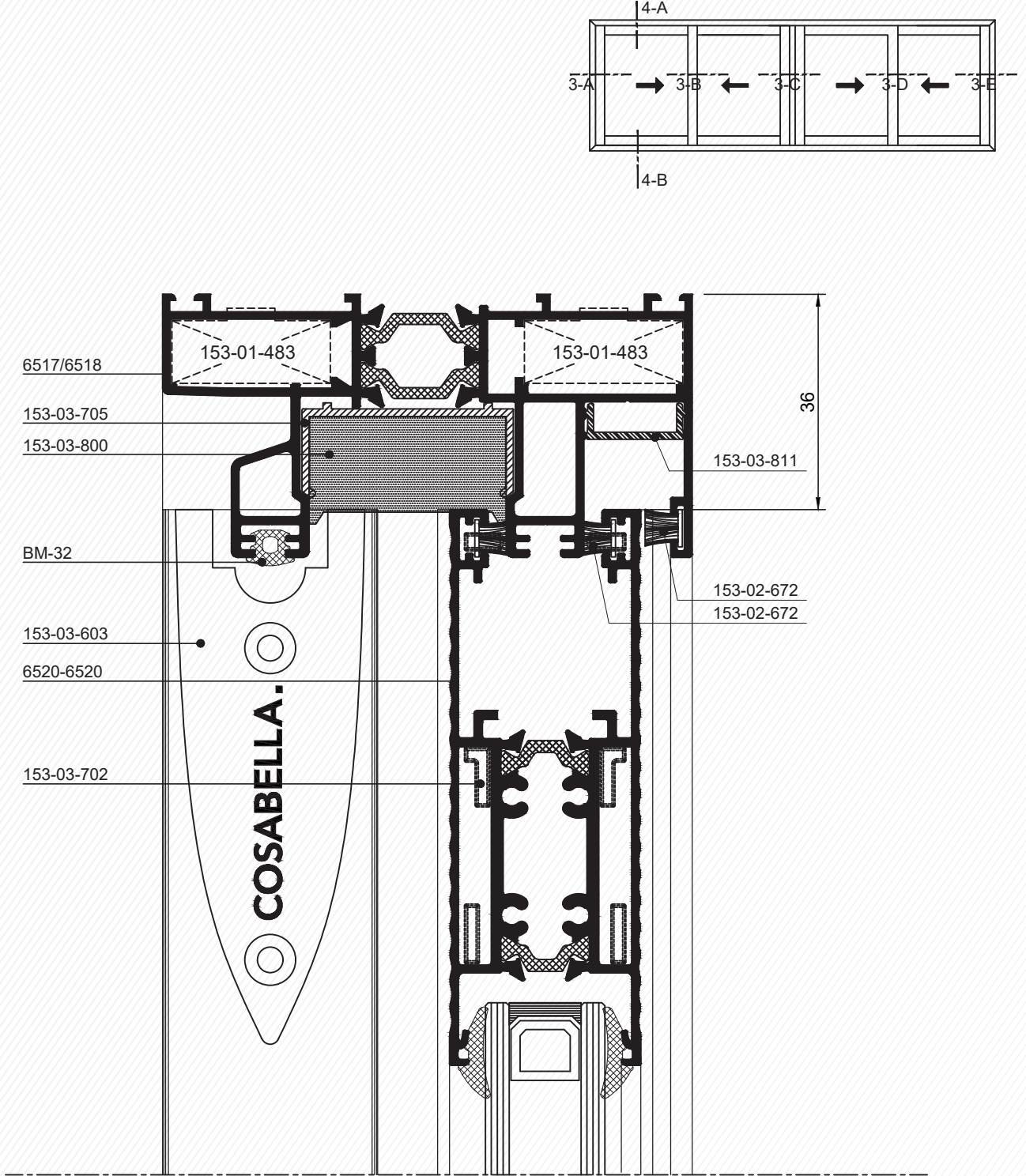
Ölçek: 1:1 / Scale: 1:1



**Detaylar / Details**



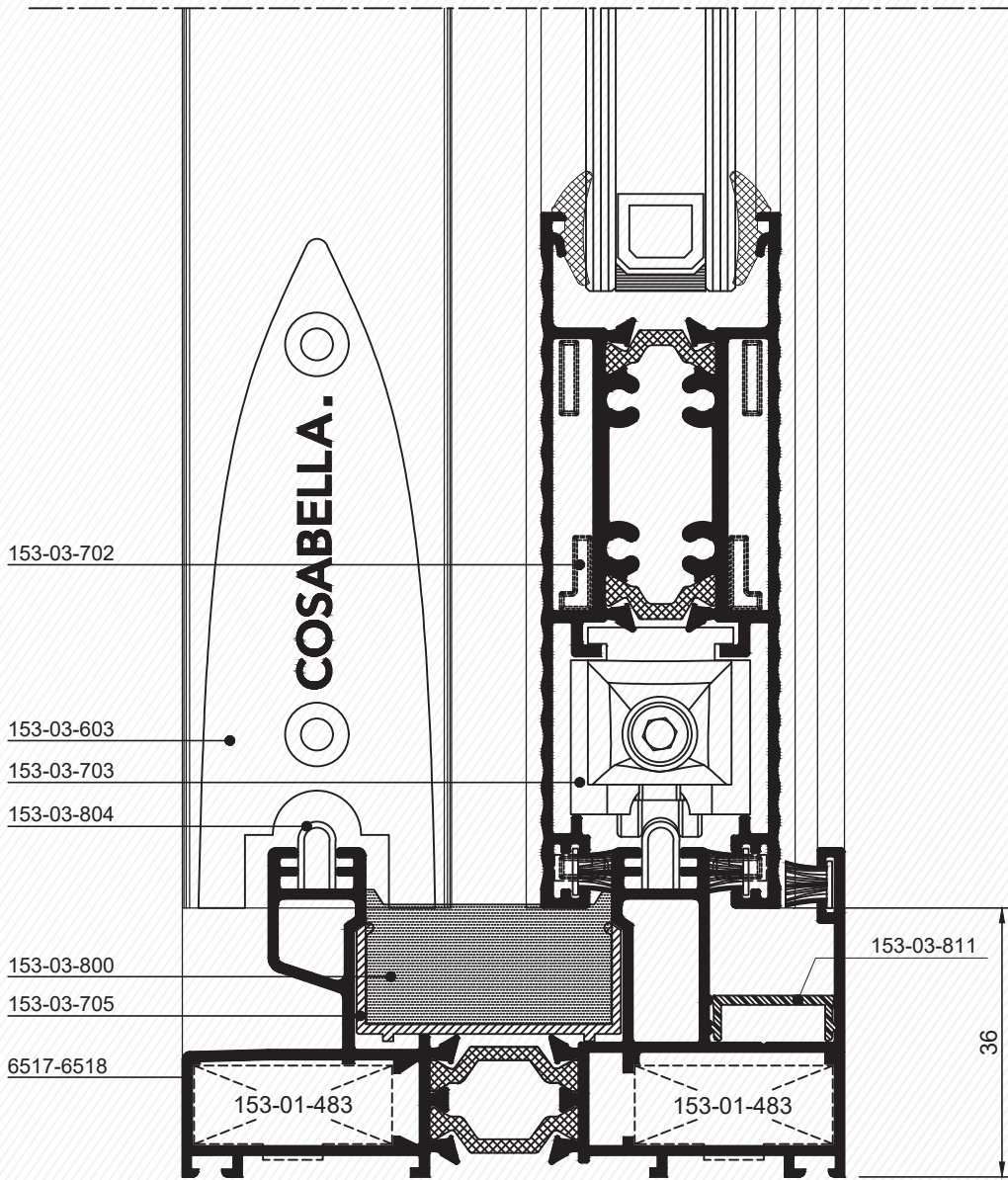
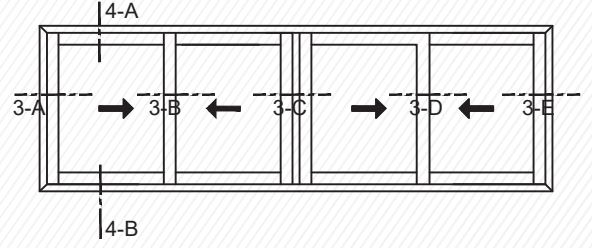
## Detaylar / Details

4-A DETAYI  
DETAIL

Ölçek: 1:1 / Scale: 1:1







































**Detaylar / Details**

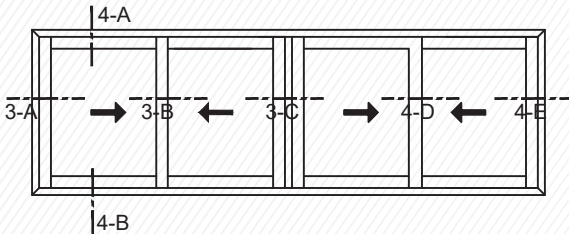


4-B DETAYI  
DETAIL

Ölçek: 1:1 / Scale: 1:1

## Detaylar / Details

					
Kasa Genişlik Frame Width	6517/6518			2 Ad. 2 Pcs. L	
Kasa Yükseklik Frame Height	6517/6518			2 Ad. 2 Pcs. H	
Kanat Yükseklik Sash Height	6521/6521			2 Ad. 2 Pcs. H-77	
Kenet Kanat Yükseklik Sash Height	6522/6522			2 Ad. 2 Pcs. H-77	
Yatay Kanat Genişlik Horizontal Sash Width	6520/6520			8 Ad. 8 Pcs. L/4-110	
Kenet Kanat Yükseklik Sash Height	6522/6523			2 Ad. 2 Pcs. H-77	
Adaptör Profili Yükseklik Adapter Profile Height	6538			4 Ad. 4 Pcs. B=H-77	
Kanat Cam Genişlik Glazing Sash Width				4 Ad. 4 Pcs. L/4-88	
Kanat Cam Yükseklik Glazing Sash Height				4 Ad. 4 Pcs. H-179	
 Opsiyon-1 03/020-1	153-01-483 Vidalı Köşe Bağ. Takozu Screwed Corner Cleat	8 Ad. 8 Pcs.	 Opsiyon-2	153-01-848 Pres Köşe Bağ. Takozu Punch Press Corner Cleat	8 Ad. 8 Pcs.
 6521/6521 6520/6520	153-03-700 90° Dar Köşe Bağlantı 90° Narrow Sash Cor. Joint	8 Ad. 8 Pcs.		153-03-705 Kanal "U" Plastiği Plastic Cover For Frame	L-38 mm. 2 Ad./Pcs H-38 mm. 2 Ad./Pcs
 6522/6522 6520/6520	153-03-702 90° Dar Köşe Bağlantı 90° Narrow Sash Cor. Joint	4 Ad. 4 Pcs.		153-03-804 Paslanmaz Çelik Ray Stainless Steel Rail Track	L-90 mm. 2 Ad./Pcs.
 6522/6523 6520/6520	153-03-701 90° Dar Köşe Bağlantı 90° Narrow Sash Cor. Joint	2 Tkm. 2 Set.		153-03-703 Ayarlı Rulman Adjustable Roller	8 Ad. 8 Pcs.
 EPDM 33x16x60 mm	153-03-800 Kasa Alt & Üst Tozluk Top & Bottom Frame Sealing	4 Ad. 4 Pcs.		153-02-384 Fırça Fıtlı Brush Pile Seal	12H+8L
	153-03-603 Adaptör Kapağı Alt & Üst Adapter Cap Bottom & Top	4 Tkm. 4 Set.		BM-32 Ray Kapama Contası Gasket For Frame Rails	2L+4H
	153-03-750 Kanat Kenetleme Plastiği Plastic Sash Lock Adapter	4 Ad. 4 Pcs. H-72		Cam Kama Contası Glazing Wedge Gasket (Cam Terçime Göre) (Optional Glass Size)	16D+16C
	153-03-811 Montaj Gizleme Plastiği Hidden Installation Plastic	2L+2H			












KESİM VE SARF MALZEME METRAJ TABLOSU



**Aksesuarlar / Accessories**

Ürün Çizimi Drawing	Ürün Kodu Product No	Ürün Adı Product Name	Kullanıldığı Profiller Profiles Used
	153-01-483	<i>Kasa Köşe Takoza</i> <i>Joint Corner for Frame</i>	6517-6518 6517-6519
	153-03-848	<i>Pres Köşe Bağ. Takoza</i> <i>Punch Press Corner Cleat</i>	6517-6518 6517-6519
	153-03-700	<i>90°Dar Köşe Bağlantı</i> <i>90°Narrow Sash For. Joint</i>	6521-6521 6520-6520
	153-03-702	<i>90°Dar Köşe Bağlantı</i> <i>90°Narrow Sash For. Joint</i>	6522-6522 6520-6520
	153-03-701	<i>90°Dar Köşe Bağlantı</i> <i>90°Narrow Sash For. Joint</i>	6522-6523 6520-6520
 EPDM 33x16x60 mm	153-03-800	<i>Kasa Alt &amp; Üst Tozluk</i> <i>Top &amp; Bottom Frame Sealing</i>	6517-6518 6517-6519
	153-03-603	<i>Adaptör Kapağı Alt &amp; Üst</i> <i>Adapter Cap Top &amp; Bottom</i>	6521-6521
	153-03-750	<i>Kanat Kenetleme Plastiği</i> <i>Plastic Sash Lock Adapter</i>	6522-6522 6522-6523
	153-03-811	<i>Montaj Gizleme Plastiği</i> <i>Hidden Installation Plastic</i>	6517-6518 6517-6519
	153-03-703	<i>Rulman</i> <i>Roller</i>	6520-6520
	153-03-705	<i>Kanal "U" Plastiği</i> <i>Plastic Cover For Frame</i>	6517-6518 6517-6519
	153-03-804	<i>Paslanmaz Çelik Ray</i> <i>Stainless Steel Rail Track</i>	6517-6518 6517-6519

### Aksesuarlar / Accessories

Ürün Çizimi Drawing	Ürün Kodu Product No	Ürün Adı Product Name	Kullanıldığı Profiller Profiles Used
	153-03-752 153-03-753 153-03-754 153-03-798	<b>Pencere Kolu</b> Handle For Window <small>02-656 Siyah 02-751 Beyaz 02-724 Antrasit 02-759 Eloksoal 02-656 Black 03-751 White 02-724 Anthracite 02-759 Eloxal</small>	6521-6521
	153-03-752 153-03-753 153-03-754 153-03-798	<b>Sürme Kol</b> Jumbo Sliding Handle <small>03-752 Siyah 02-766 Beyaz 03-763 Antrasit 02-767 Eloksoal 03-752 Black 02-766 White 03-763 Anthracite 02-767 Eloxal</small>	6521-6521
	153-03-752 153-03-753 153-03-754 153-03-798	<b>Gömme Kol</b> Embedment Handle <small>03-752 Siyah 03-753 Beyaz 03-754 Antrasit 03-798 Eloksoal 03-752 Black 03-753 White 03-754 Anthracite 03-798 Eloxal</small>	6521-6521
	153-01-205 153-01-910 153-01-911	<b>Sürme İspanyolet</b> Espagnolette <small>01-205 400-600 mm 01-910 601-800 mm 01-911 801-900 mm</small>	6521-6521
	153-01-915 153-01-916 153-01-726	<b>Sürme İspanyolet</b> Espagnolette <small>01-915 1001-1100 mm 01-916 1201-1300 mm 01-726 1601-1800 mm</small>	6521-6521
	153-01-917 153-01-727	<b>Sürme İspanyolet</b> Espagnolette <small>01-915 1801-2000 mm 01-916 2001-2200 mm</small>	6521-6521
	153-02-505	<b>İspanyolet Altı Plastiği</b> Espagnolette Plastic	6521-6521
	153-03-608	<b>Kilit Karşılığı</b> Locking Keeper	6517-6518 6517-6519
	153-02-384	<b>Fırça Fitil</b> Brush Pile Seal	-----
	BM-32	<b>Ray Kapama Fitili</b> Gasket For Frame Rails	6517-6518 6517-6519
	AYKIM 04	<b>Cam Fitili</b> Gasket	-----