

ALKOR

ALUMINUM



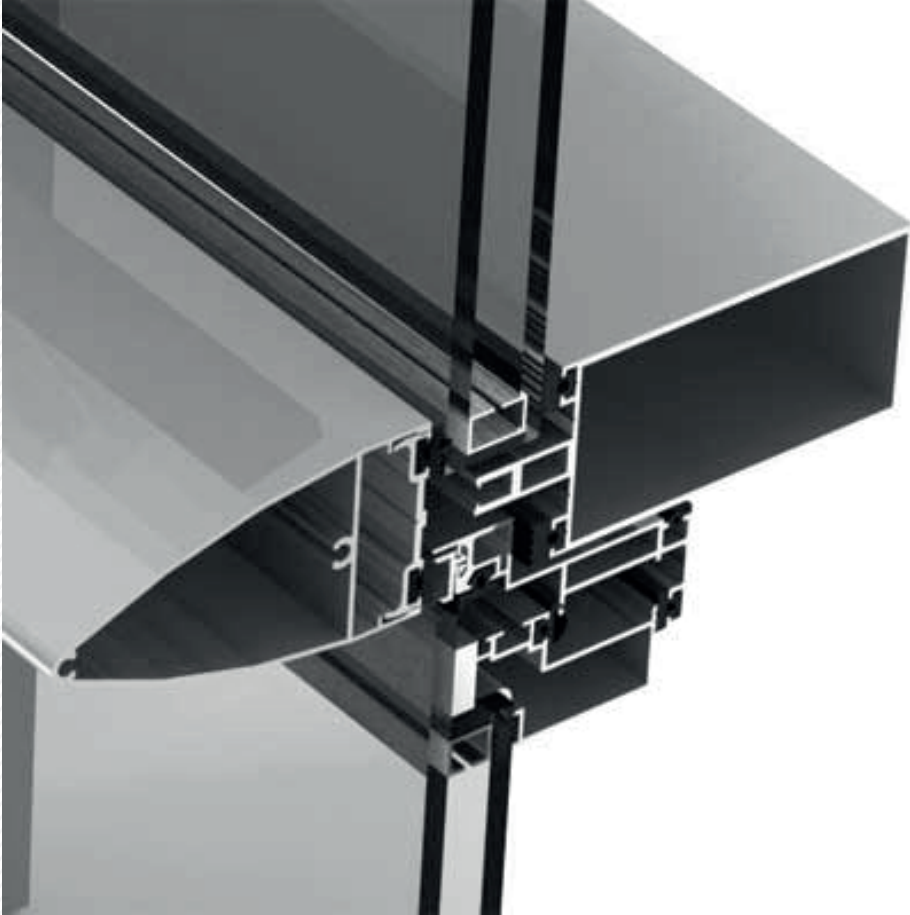
CEPHE SİSTEMLERİ

FACADE SYSTEMS

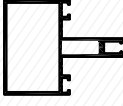
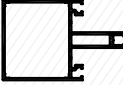


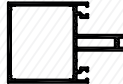






CEPHE SİSTEMLERİ
FACADE SYSTEMS

CEPHE SİSTEMLERİ


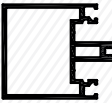
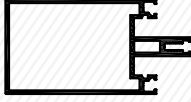


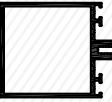





FACADE SYSTEMS











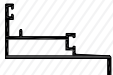


İçindekiler / Contents

Profil Profile	Profil Kodu Profile No	Ağırlık (kg/m.) Weight (kg/m.)	X mm.	Y mm.	Jx cm ⁴	Jy cm ⁴
	2773 35'lik Griyaj Pr. Mullion/Transom Profile (1,5 mm)	1,056	63 mm.	50 mm.	---	---
	3701 50'lik Griyaj Pr. Mullion/Transom Profile (1,6 mm)	1,294	76,6 mm.	50 mm.	25,32	13,49
	3708 80'lik Griyaj Pr. Mullion/Transom Profile (1,6 mm)	1,554	106,6 mm.	50 mm.	64,44	19,11
	3700 100'lük Griyaj Pr. Mullion/Transom Profile (1,6 mm)	1,727	126,6 mm.	50 mm.	104,26	22,86
	4706 50'lik Griyaj Pr. Mullion/Transom Profile (2 mm)	1,539	76,6 mm.	50 mm.	29,24	15,86
	4707 80'lik Griyaj Pr. Mullion/Transom Profile (2 mm)	1,859	106,6 mm.	50 mm.	75,54	22,78
	4705 100'lük Griyaj Pr. Mullion/Transom Profile (2 mm)	2,075	126,6 mm.	50 mm.	122,91	27,39
	3734 120'lik Griyaj Pr. Mullion/Transom Profile (2 mm)	2,239	146,6 mm.	50 mm.	180,27	31,98
	5494 150'lik Griyaj Pr. Mullion/Transom Profile	2,384	172 mm.	50 mm.	281,09	36,24
	5494B 150'lik Griyaj Pr. Mullion/Transom Profile	3,333	171,4 mm.	50 mm.	402,24	49,31
	5681A 180'lik Griyaj Pr. Mullion/Transom Profile	2,828	202 mm.	50 mm.	456,54	45,26

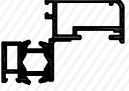
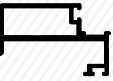
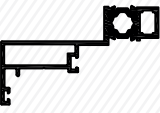
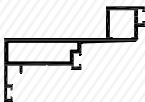
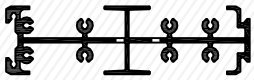
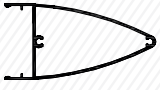





İçindekiler / Contents

Profil Profile	Profil Kodu Profile No	Ağırlık (kg/m.) Weight (kg/m.)	X mm.	Y mm.	J x cm ⁴	Jy cm ⁴
	5680A 180'lik Griyaj Pr. Mullion/Transom Profile	3,202	202 mm.	50 mm.	577,33	47,69
	6753 50'lik Griyaj Pr. Mullion Profile (2 mm)	1,567	68 mm.	50 mm.	23,46	15,78
	6755 80'lik Griyaj Pr. Mullion Profile (2 mm)	1,892	98 mm.	50 mm.	66,66	22,70
	6645 100'lük Griyaj Pr. Mullion Profile (2 mm)	2,109	118 mm.	50 mm.	112,09	27,31
	6647 120'lik Griyaj Pr. Mullion Profile (2 mm)	2,389	148 mm.	50 mm.	184,01	32,32
	6754 50'lik Griyaj Pr. Transom Profile (2 mm)	1,379	65,5 mm.	50 mm.	23,85	16,02
	6756 80'lik Griyaj Pr. Transom Profile	1,705	95,5 mm.	50 mm.	66,14	22,93
	6646 100'lük Griyaj Pr. Transom Profile (2 mm)	1,921	115,5 mm.	50 mm.	109,6	27,54
	6648 120'lik Griyaj Pr. Transom Profile (2 mm)	2,138	135,5 mm.	50 mm.	167,11	32,15
	6649 140'lik Griyaj Pr. Mullion Profile (2 mm)	2,599	158 mm.	50 mm.	264,66	36,93
	6650 140'lik Griyaj Pr. Transom Profile (2 mm)	2,355	155,5 mm.	50 mm.	240,50	36,76












İçindekiler / Contents

Profil Profile	Profil Kodu Profile No	Ağırlık (kg/m.) Weight (kg/m.)	X mm.	Y mm.	J _x cm ⁴	J _y cm ⁴
	6653 160'lik Griyaj Pr. Mullion Profile (2 mm)	3,527	178 mm.	50 mm.	524,01	46,17
	6652 160'lik Griyaj Pr. Transom Profile (2 mm)	2,527	175,5 mm.	50 mm.	331,15	41,37
	6757 180'lik Griyaj Pr. Mullion Profile (2 mm)	3,865	198 mm.	50 mm.	713,85	51,34
	6758 180'lik Griyaj Pr. Transom Profile (2 mm)	2,788	195,5 mm.	50 mm.	440,76	45,98
	1695 Kaset Profili Sash Profile	0,802	57 mm.	33,8 mm.	----	----
	3702 Kaset Profili Sash Profile	0,813	57 mm.	33,8 mm.	----	----
	5754-5755 Kaset Profili Sash Profile	1,371	73,4 mm.	37,2 mm.	----	----
	1694 Tespit Profili Connection Pf.	0,263	17,5 mm.	17 mm.	----	----
	5118A Gizli Kasa Pr. Frame Profile	0,789	61,8 mm.	32 mm.	----	----
	5117A-5131A Kaset Profili Sash Profile	1,276	64,1 mm.	41,8 mm.	----	----
	3451 Gizli Kasa Profili Frame Profile	0,896	78,23 mm.	48,53 mm.	----	----








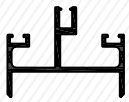

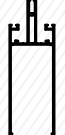

İçindekiler / Contents

Profil Profile	Profil Kodu Profile Nr	Ağırlık (kg/m.) Weight (kg/m.)	X mm.	Y mm.	Jx cm ⁴	Jy cm ⁴
	6667-6668 Kaset Profili Sash Profile	1,258	43,45 mm.	64,1 mm.	----	----
	6673 Kaset Profili Sash Profile	0,817	37,4 mm.	56,99 mm.	----	----
	6643-6644 Kaset Profili Sash Profile	1,324	51,55 mm.	83,3 mm.	----	----
	6671 Kaset Profili Sash Profile	1,112	50,5 mm.	74,4 mm.	----	----
	6651 Bağlantı Profili T Cleat Profile	4,390	----	----	----	----
	2325 Badem Kapak Pr. Cap Profile	1,128	100 mm.	50 mm.	----	----
	739 Alt Baskı Profili Cap Profile	0,352	46,4 mm.	10,2 mm.	----	----
	759 Kapak Profili Cap Profile	0,249	50 mm.	12 mm.	----	----
	760 Kapak Profili Cap Profile	0,290	50 mm.	16 mm.	----	----
	758 Kapak Profili Cap Profile	0,316	50 mm.	20 mm.	----	----
	1328 Alt Baskı Profili Cap Profile	0,536	47,22 mm.	14 mm.	----	----










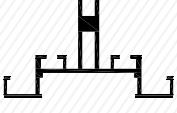

İçindekiler / Contents

Profil Profile	Profil Kodu Profile Nr	Ağırlık (kg/m.) Weight (kg/m.)	X mm.	Y mm.	Jx cm ⁴	Jy cm ⁴
	1329 Kapak Profili Cap Profile	0,325	50 mm.	18 mm.	----	----
	2721 Kapak Profili	0,336	50 mm.	30 mm.	----	----
	2684 Kapak Profili Cap Profile	0,257	50 mm.	18 mm.	----	----
	5828 Üst Kapak Profili Cap Profile	0,441	89,69 mm.	18,91 mm.	----	----
	5829 Alt Kapak Profili Cap Profile	0,597	83,87 mm.	9,99 mm.	----	----
	5830 Adaptör Profili Adapter Profile	0,597	51,66 mm.	29,72 mm.	----	----
	1338 Tek Cam Adaptörü Adapter Profile Cap Profile	0,226	12,3 mm.	18,2 mm.	----	----
	3513 Tek Cam Adaptörü Adapter Profile	0,235	10,06 mm.	25,87 mm.	----	----
	3450 Tek Cam Adaptörü Adapter Profile	0,195	10 mm.	20 mm.	----	----
	3453 Derz Çıta Profili Adapter Profile	0,155	18 mm.	9,73 mm.	----	----
	2301 U Bağlantı Profili Connection Profile	1,099	45,5 mm.	27 mm.	----	----

İçindekiler / Contents

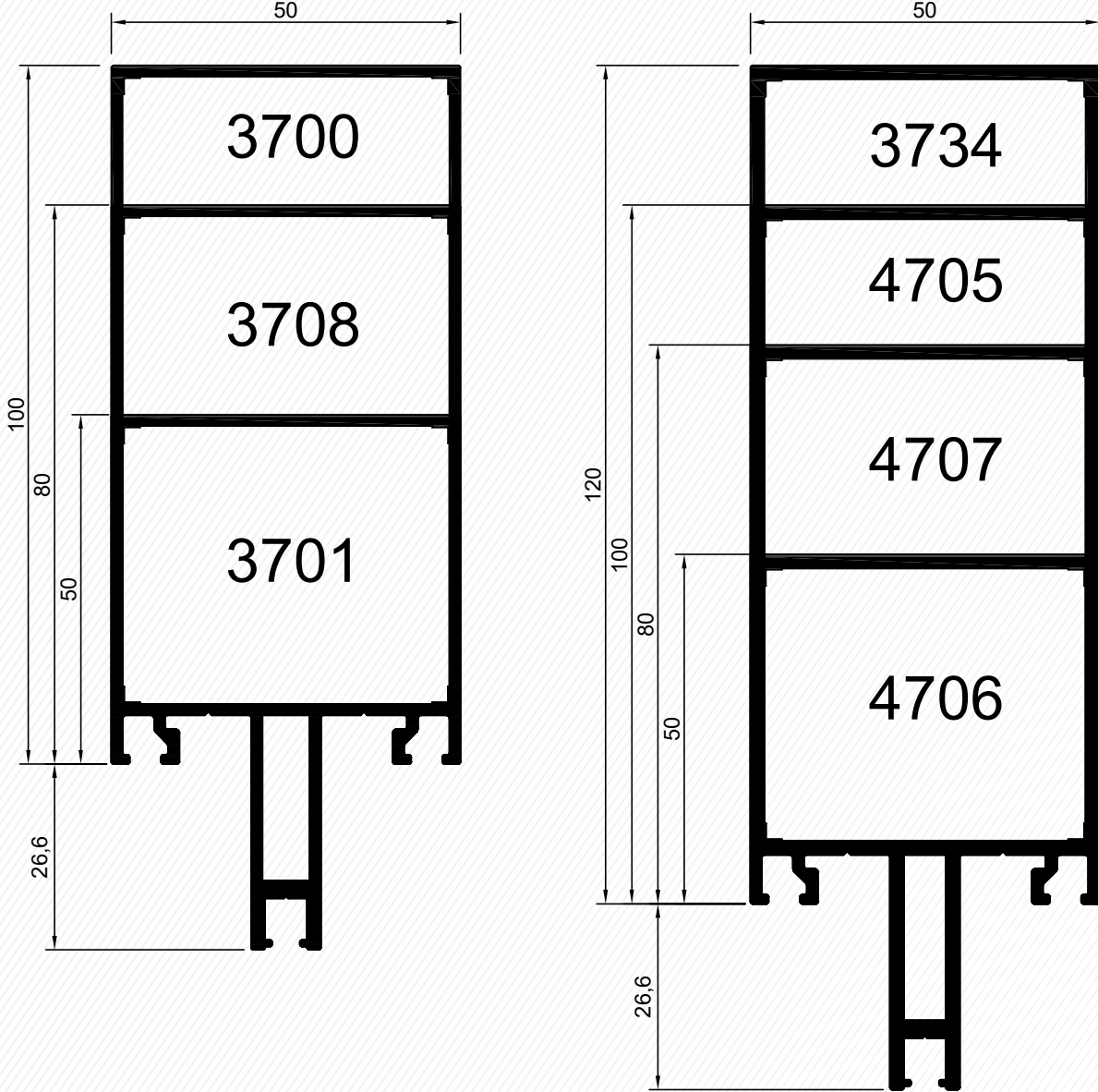
Profil Profile	Profil Kodu Profile Nr	Ağırlık (kg/m.) Weight (kg/m.)	X mm.	Y mm.	J _x cm ⁴	J _y cm ⁴
	1692 Kırlangıç Bağlantı Pr. Connection Profile	1,847	46,4 mm.	45 mm.	----	----
	1693 Kırlangıç Bağlantı Pr.	0,286	28,42 mm.	7,3 mm.	----	----
	4430 U Bağlantı Takozu Connection Profile	1,234	45,5 mm.	38,34 mm.	----	----
	1810 Takviyeli Cephe Pr. Mullion Profile	2,447	60 mm.	128,2 mm.	----	----
	1811 Takviyeli Cephe Pr. Mullion Profile	0,970	60 mm.	69,5 mm.	----	----
	2480 Takviyeli Cephe Pr. Mullion Profile	1,045	65 mm.	56,9 mm.	----	----
	2481 Takviyeli Cephe Pr. Mullion Profile	0,889	65 mm.	63,3 mm.	----	----
	2109 Takviyeli Cephe Pr. Mullion Profile	0,995	55 mm.	42,5 mm.	----	----
	1808 Kapak Profili Cap Profile	0,324	60 mm.	16 mm.	----	----
	4021 Takviyeli Cephe Pr. Mullion Profile	1,942	50 mm.	150,31 mm.	----	----
	1809 Alt Baskı Profili Cap Profile	0,397	57,6 mm.	8,89 mm.	----	----

İçindekiler / Contents

Profil Profile	Profil Kodu Profile Nr	Ağırlık (kg/m.) Weight (kg/m.)	X mm.	Y mm.	Jx cm ⁴	Jy cm ⁴
	4020 Takiyeli Cephe Profil Kapağı Cap Profile	0,349	50 mm.	15,5 mm.	----	----
	3166 115'lik Griyaj Pr. Mullion Profile	2,127	50 mm.	130 mm.	----	----
	3167 80'lik Griyaj Pr. Mullion Profile	1,515	50 mm.	89,47 mm.	----	----
	3075 Cam İçi Çıta Pr. Glazing Bead Pr.	0,189	16 mm.	20,2 mm.	----	----
	3344 Cam İçi Çıta Pr. Glazing Bead Pr.	0,237	18,9 mm.	20 mm.	----	----
	3163 Cam İçi Çıta Pr. Glazing Bead Pr.	0,255	18,98 mm.	20,21 mm.	----	----
	3262 Tespit Profili Fixing Profile	0,377	26,66 mm.	10,79 mm.	----	----
	3162 Tespit Profili Fixing Profile	0,270	3,8 mm.	40 mm.	----	----
	3076 Tespit Profili Fixing Profile	0,451	6 mm.	42 mm.	----	----
	3761 Skylight Profili Skylight Profile	1,304	80 mm.	48 mm.	----	----
	3760 Skylight Profili Skylight Profile	0,968	80 mm.	30 mm.	----	----

Profiller / Profiles

Griyaj Profili - Mullion / Transom Profile

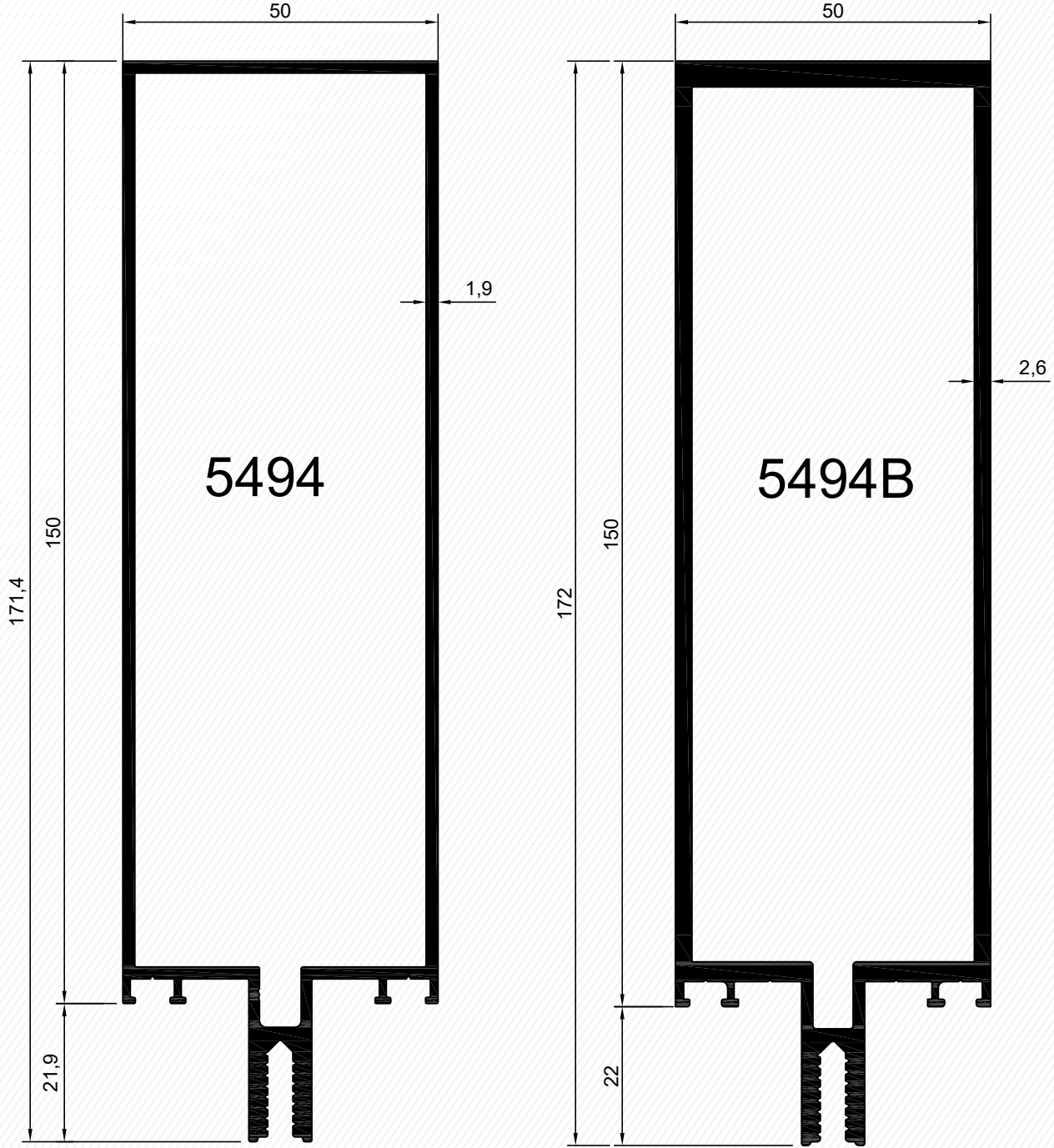


Kod	Et Kalın.	Ürün Adı	Ağırlığı	Köşe Takozu
3701	1,6 mm	50 lik Griyaj Profili	1,294 kg/mt	2301-38,5 mm/4430 -38,5 mm
3708	1,6 mm	80 lik Griyaj Profili	1,554 kg/mt	2301-68,5 mm/4430 -68,5 mm
3700	1,6 mm	100 lük Griyaj Profili	1,727 kg/mt	2301-88,5 mm/4430 -88,5 mm

Kod	Et Kalın.	Ürün Adı	Ağırlığı	Köşe Takozu
4706	2 mm	50 lik Griyaj Profili	1,539 kg/mt	2301-37,7mm/4430 -37,7 mm
4707	2 mm	80 lik Griyaj Profili	1,859 kg/mt	2301-67,7mm/4430 -67,7 mm
4705	2 mm	100 lük Griyaj Profili	2,075 kg/mt	2301-87,7mm/4430 -87,7 mm
3734	2 mm	120 lik Griyaj Profili	2,239 kg/mt	2301-107,7mm/4430 -107,7 mm

Profiller / Profiles

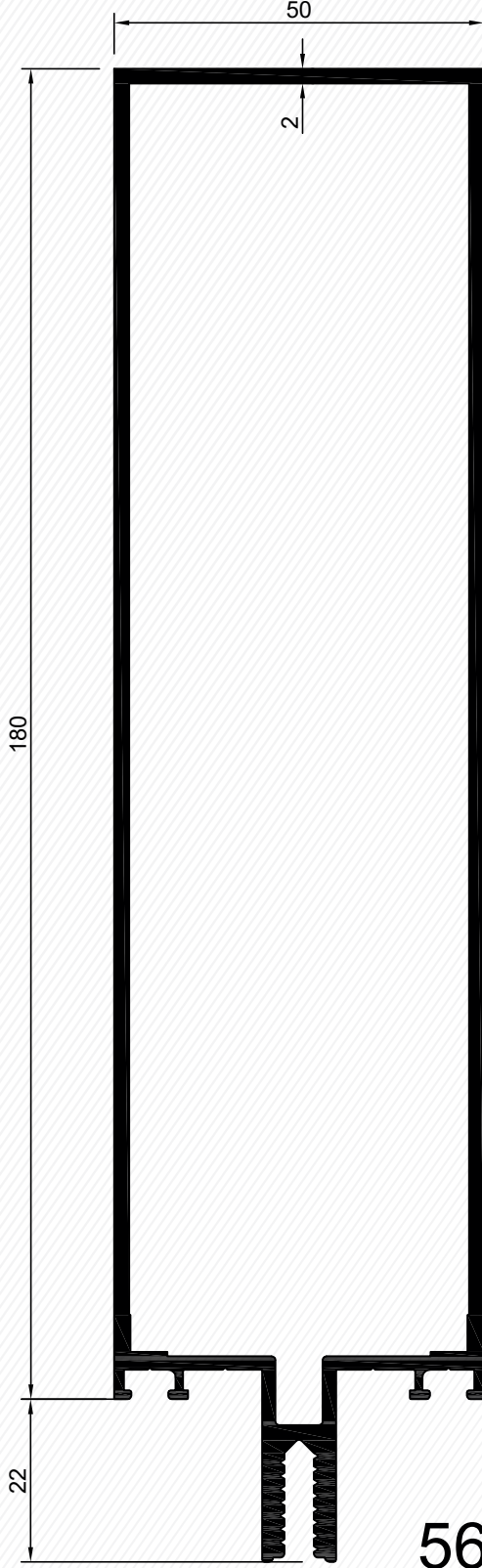
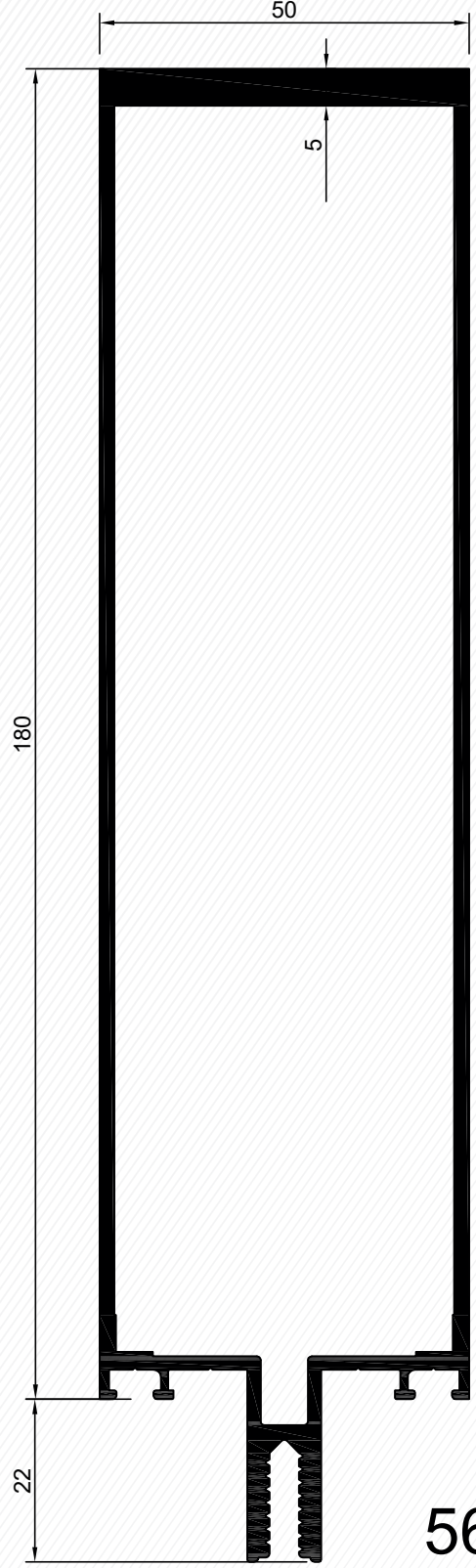
Griyaj Profili - Mullion / Transom Profile



Kod	Et Kalın.	Ürün Adı	Ağırlığı	Köşe Takozu
5494	1,9 mm	150 lik Griyaj Profili	2,384 kg/mt	2301-69mm/4430 -140,5 mm
5494B	2,6 mm	150 lik Griyaj Profili	3,333 kg/mt	2301-89mm/4430 -157 mm

Profiller / Profiles

Griyaj Profili - Mullion / Transom Profile

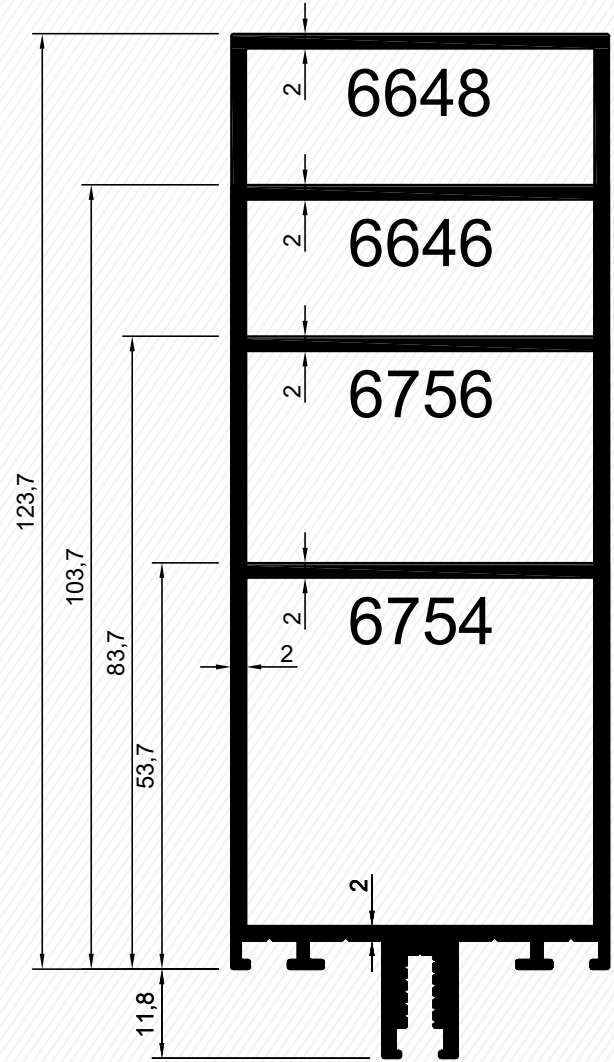
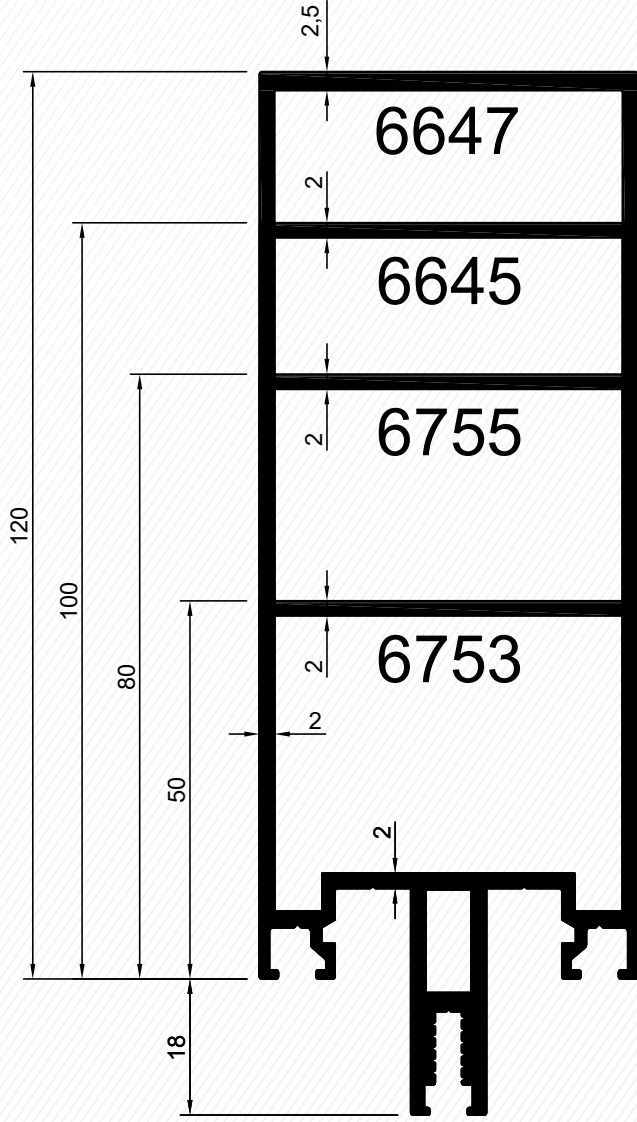
**5681A****5680A**

Kod	Et Kalın.	Ürün Adı	Ağırlığı	Köşe Takozu
5681A	2 mm	180 lik Griyaj Profili	2,828 kg/mt	2301-69mm/4430 -167 mm
5680A	2 mm	180 lik Griyaj Profili	3,202 kg/mt	2301-89mm/4430 -167 mm

Profiller / Profiles

Düşey Cephe Profilleri - Curtain Wall Mullion Profiles

Yatay Cephe Profilleri - Curtain Wall Transom Profiles





Kod	Et Kalın.	Ürün Adı	Ağırlığı
6753	2 mm	50 lik Griyaj Profili	1,567 kg/mt
6755	2 mm	80 lik Griyaj Profili	1,892 kg/mt
6645	2 mm	100 lük Griyaj Profili	2,109 kg/mt
6647	2 mm	120 lik Griyaj Profili	2,389 kg/mt

Kod	Et Kalın.	Ürün Adı	Ağırlığı	Köşe Takozu
6754	2 mm	50 lik Griyaj Profili	1,379 kg/mt	2301-44,7mm/4430 -44,7 mm
6756	2 mm	80 lik Griyaj Profili	1,705 kg/mt	2301-74,7mm/4430 -74,7 mm
6646	2 mm	100 lük Griyaj Profili	1,921 kg/mt	2301-94,7mm/4430 -94,7 mm
6648	2 mm	120 lik Griyaj Profili	2,138 kg/mt	2301-114,7mm/4430 -114,7 mm

Profiller / Profiles

Düşey Cephe Profilleri - Curtain Wall Mullion Profiles

Yatay Cephe Profilleri - Curtain Wall Transom Profiles



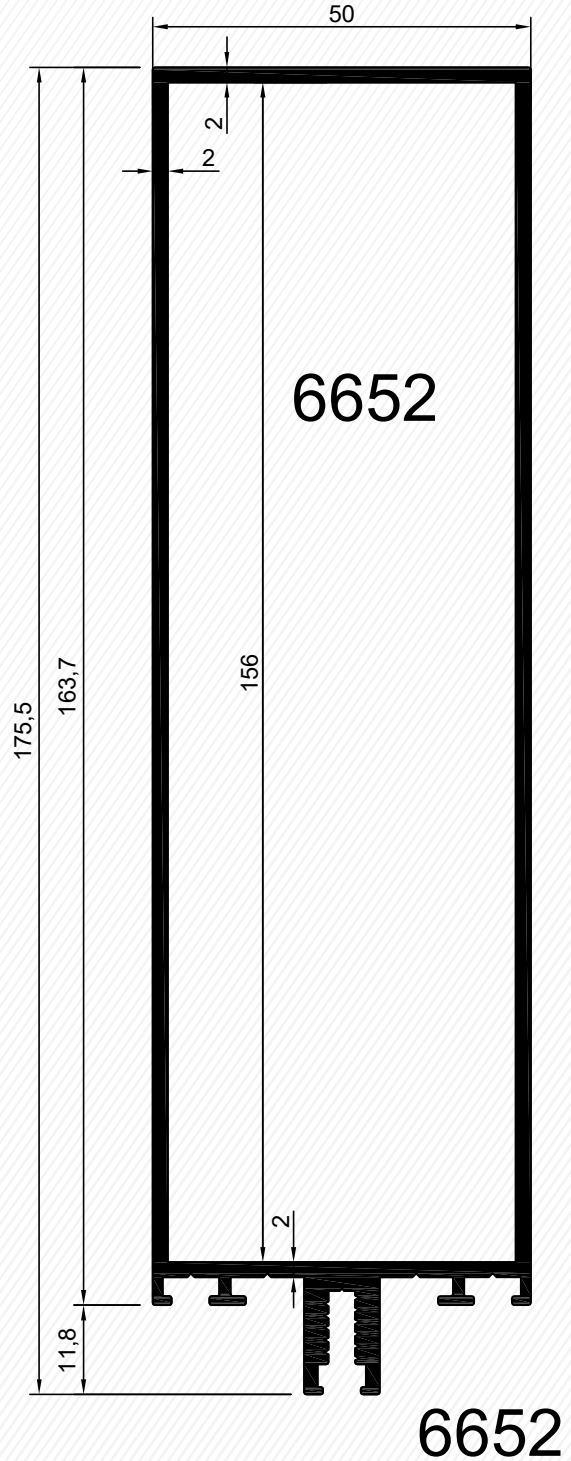
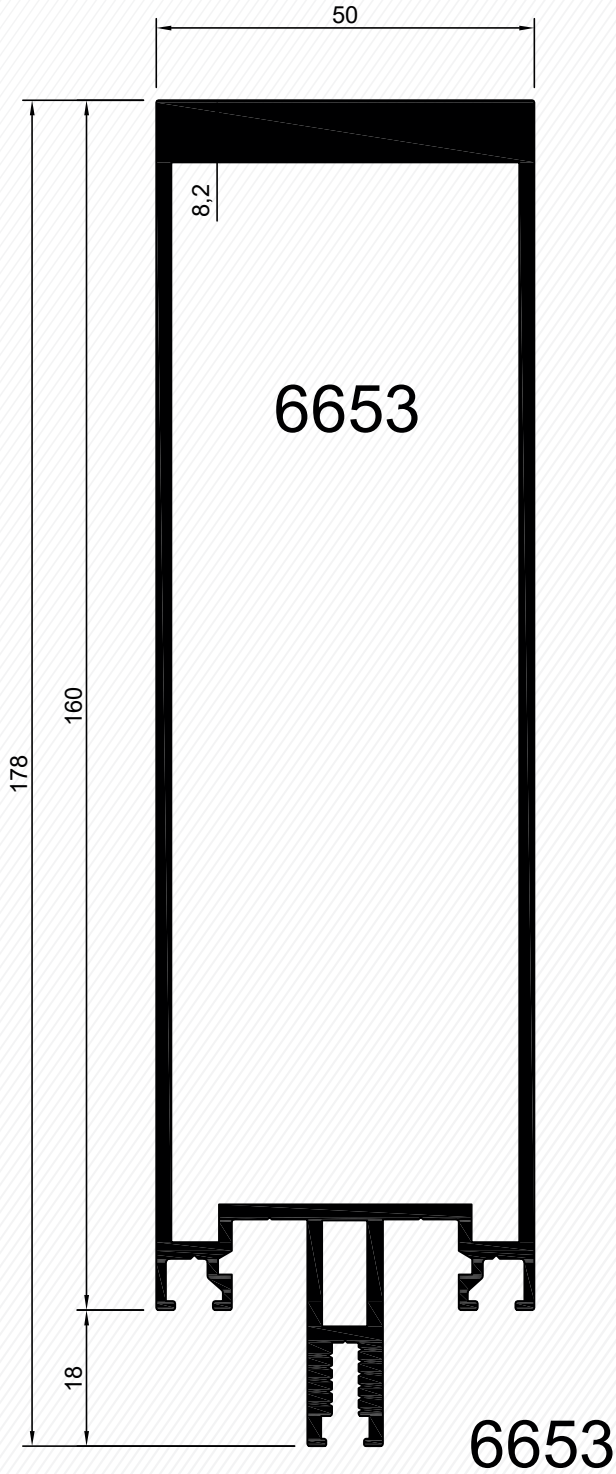
Kod	Et Kalın.	Ürün Adı	Ağırlığı
6649	2 mm	140 lık Griyaj Profili	2,599 kg/mt

Kod	Et Kalın.	Ürün Adı	Ağırlığı	Köşe Takozu
6650	2 mm	140 lık Griyaj Profili	2,355 kg/mt	2301-134,7mm/4430 -134,7 mm

Profiller / Profiles

Düsey Cephe Profilleri - Curtain Wall Mullion Profiles

Yatay Cephe Profilleri - Curtain Wall Transom Profiles



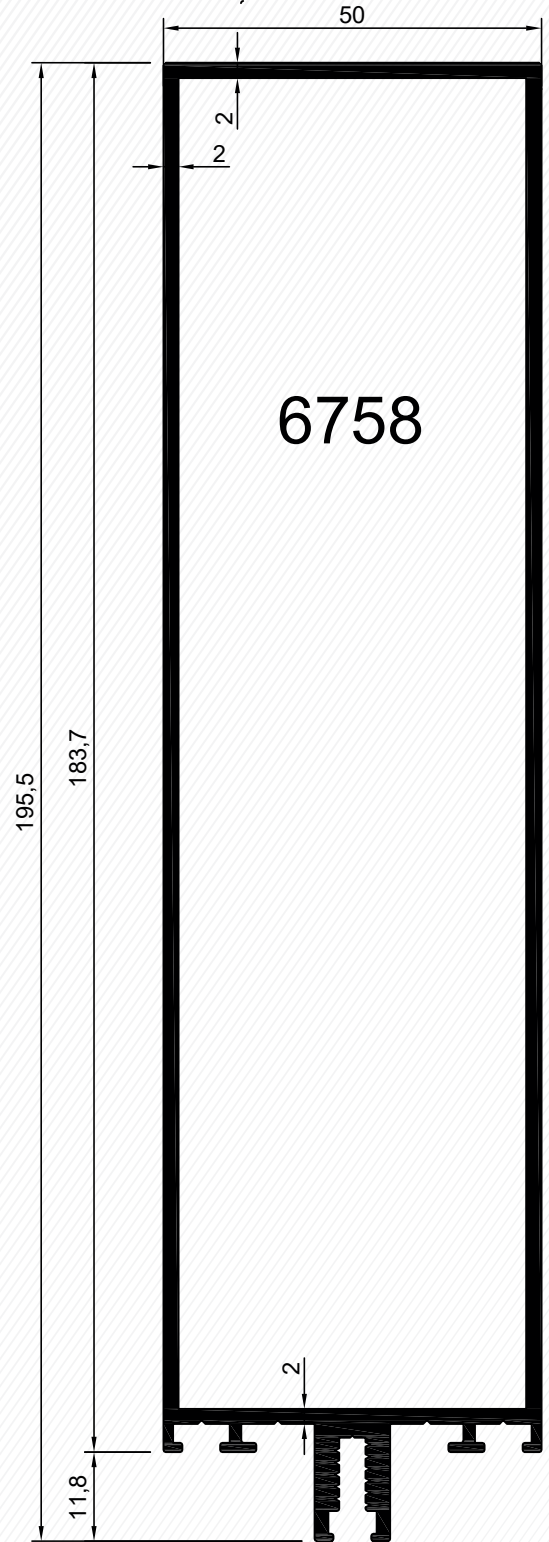
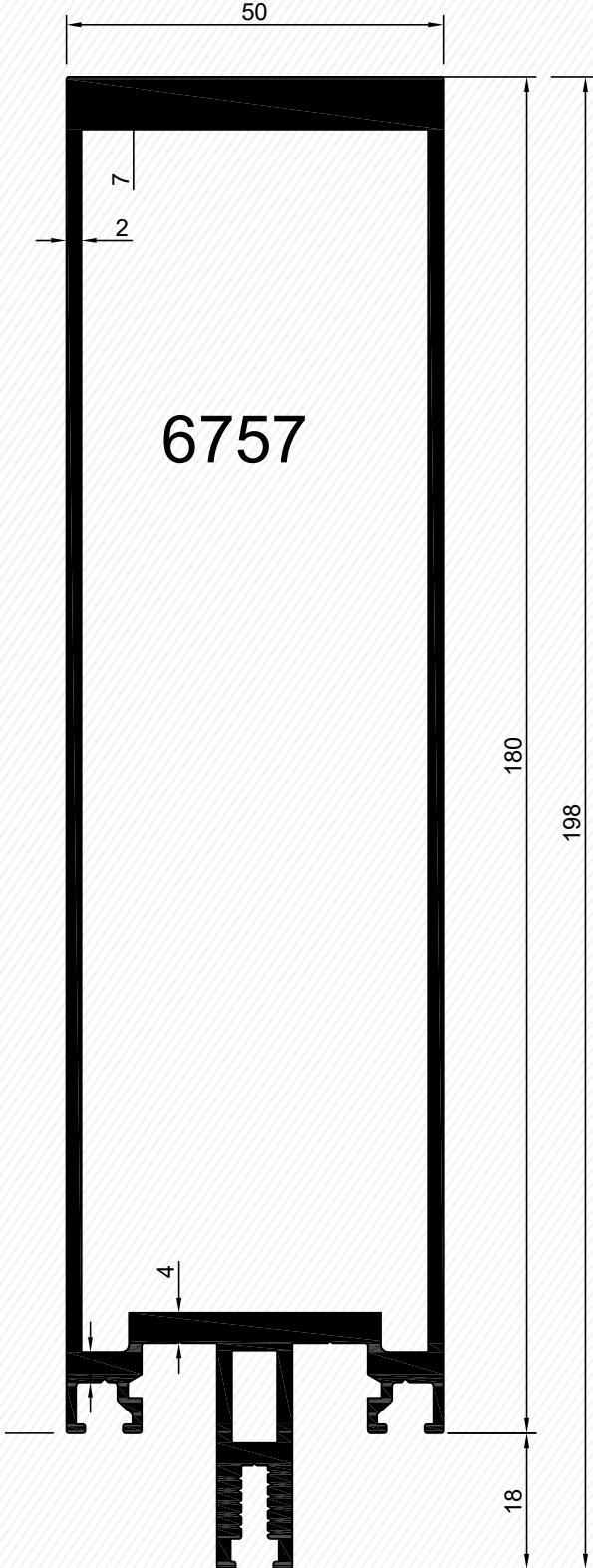
Kod	Et Kalın.	Ürün Adı	Ağırlığı
6653	2 mm	160 lık Griyaj Profili	3,527 kg/mt

Kod	Et Kalın.	Ürün Adı	Ağırlığı	Köşe Takozu
6652	2 mm	160 lık Griyaj Profili	2,527 kg/mt	2301-154,7mm/4430 -154,7 mm

Profiller / Profiles

Düşey Cephe Profilleri - Curtain Wall Mullion Profiles

Yatay Cephe Profilleri - Curtain Wall Transom Profiles



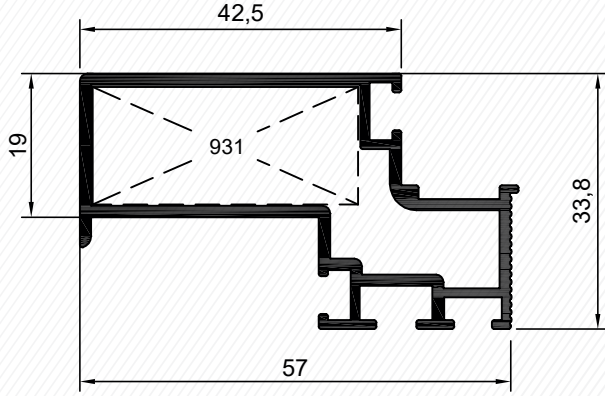
Kod	Et Kalın.	Ürün Adı	Ağırlığı
6757	2 mm	180 lik Griyaj Profili	3,865 kg/mt

Kod	Et Kalın.	Ürün Adı	Ağırlığı	Köşe Takozu
6758	2 mm	180 lik Griyaj Profili	2,788 kg/mt	2301-174,7mm/4430 -174,7 mm

Profiller / Profiles

Kaset Profili -Sash Profile

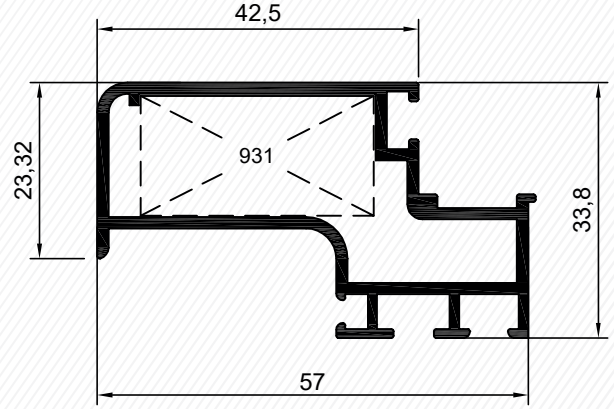
1695
0,802 kg/mt



1695

Kaset Profili - Sash Profile

3702
0,813 kg/mt

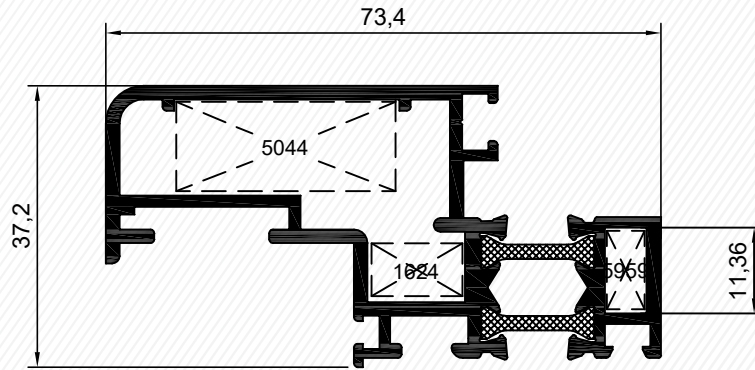


3702

Kod	Et Kalın.	Ürün Adı	Ağırlığı	Köşe Takoğu
1695	1,5 mm	Kaset Profili	0,802 kg/mt	931-35,1 mm
3702	1,5 mm	Kaset Profili	0,813 kg/mt	931-30,8 mm

Kaset Profili -Sash Profile

5754-5755
1,371 kg/mt



5754-5755

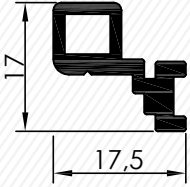
Kod	Ürün Adı	Ağırlığı	Köşe Takoğu
5754-5755	Kaset Profili	1,371 kg/mt	1624-12 mm 5044-29 mm/5959-5 mm

Profiller / Profiles

Tespit Profili - Connection Profile

1694

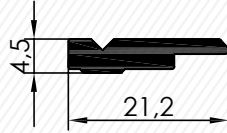
0,263 kg/mt


1694

Cam Tutucu Profili - Connection Profile

1691

0,190 kg/mt

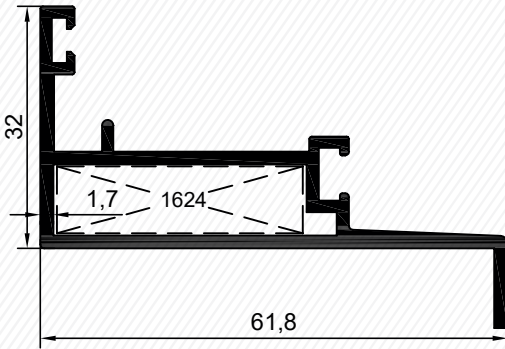

1691

Kod	Ürün Adı	Ağırlığı
1694	Tespit Profili	0,263 kg/mt
1691	Cam Tutucu Profili	0,190 kg/mt

Gizli Kasa Profili - Frame Profile

5118A

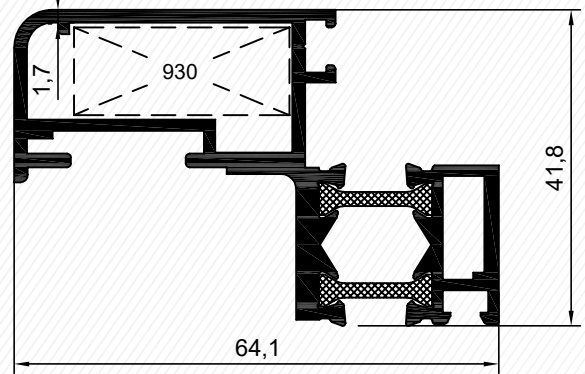
0,789 kg/mt


5118A

Kaset Profili - Sash Profile

5117A-5131A

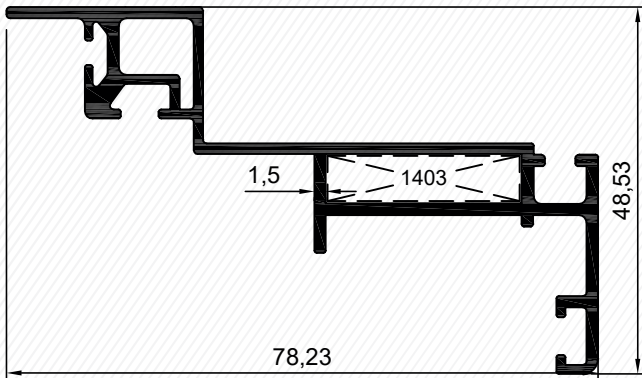
1,276 kg/mt


5117A-5131A

Gizli Kasa Profili - Frame Profile

3451

0,896 kg/mt

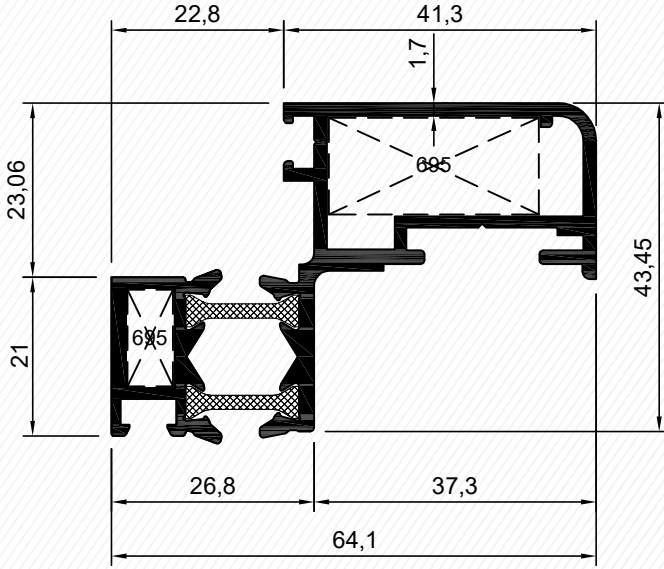

3451

Kod	Et Kalın.	Ürün Adı	Ağırlığı	Köşe Takozu
5118A	1,7 mm	Gizli Kasa Profili	0,789 kg/mt	1624-32,5 mm
5117A-5131A	1,7 mm	Kaset Profili	1,276 kg/mt	930-28,5 mm
3451	1,5 mm	Gizli Kasa Profili	0,896 kg/mt	1403-25,4 mm

Profiller / Profiles

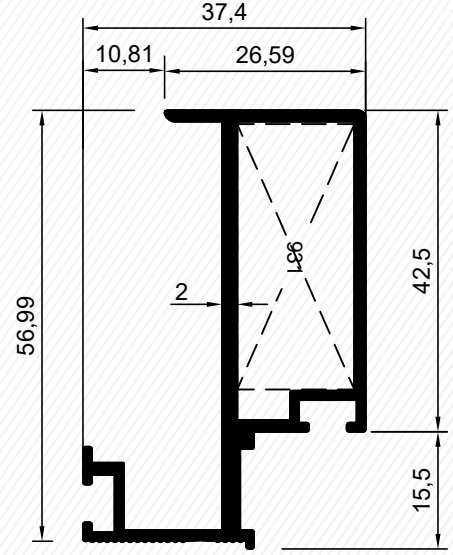
Kaset Profili -Sash Profile

6667 / 6668
1,258 kg/m



Kaset Profili - Sash Profile

6673
0,817 kg/m



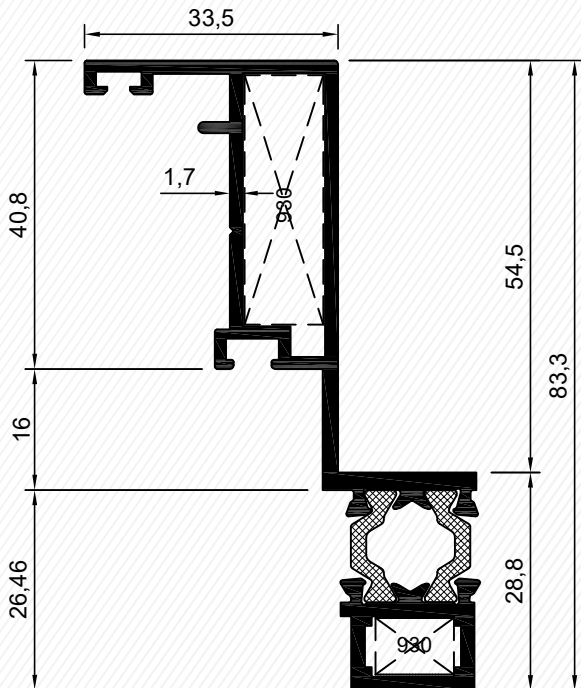
6673

6667-6668

Kod	Et Kalın.	Ürün Adı	Ağırlığı	Köşe Takozu
6667-6668	1,7 mm	Kaset Profili	1,258 kg/mt	695-27,8/695-6mm
6673	2 mm	Kaset Profili	0,817 kg/mt	931-35,1mm

Kaset Profili -Sash Profile

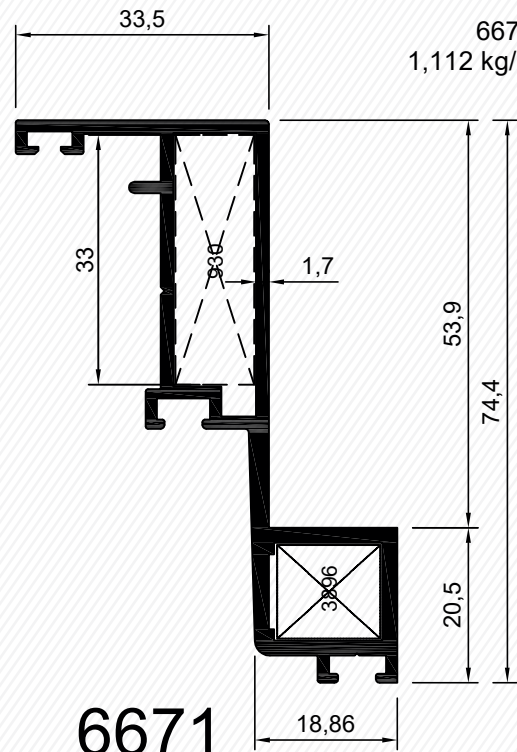
6643 / 6644
1,324 kg/m



6643-6644

Kaset Profili - Sash Profile

6671
1,112 kg/m



6671

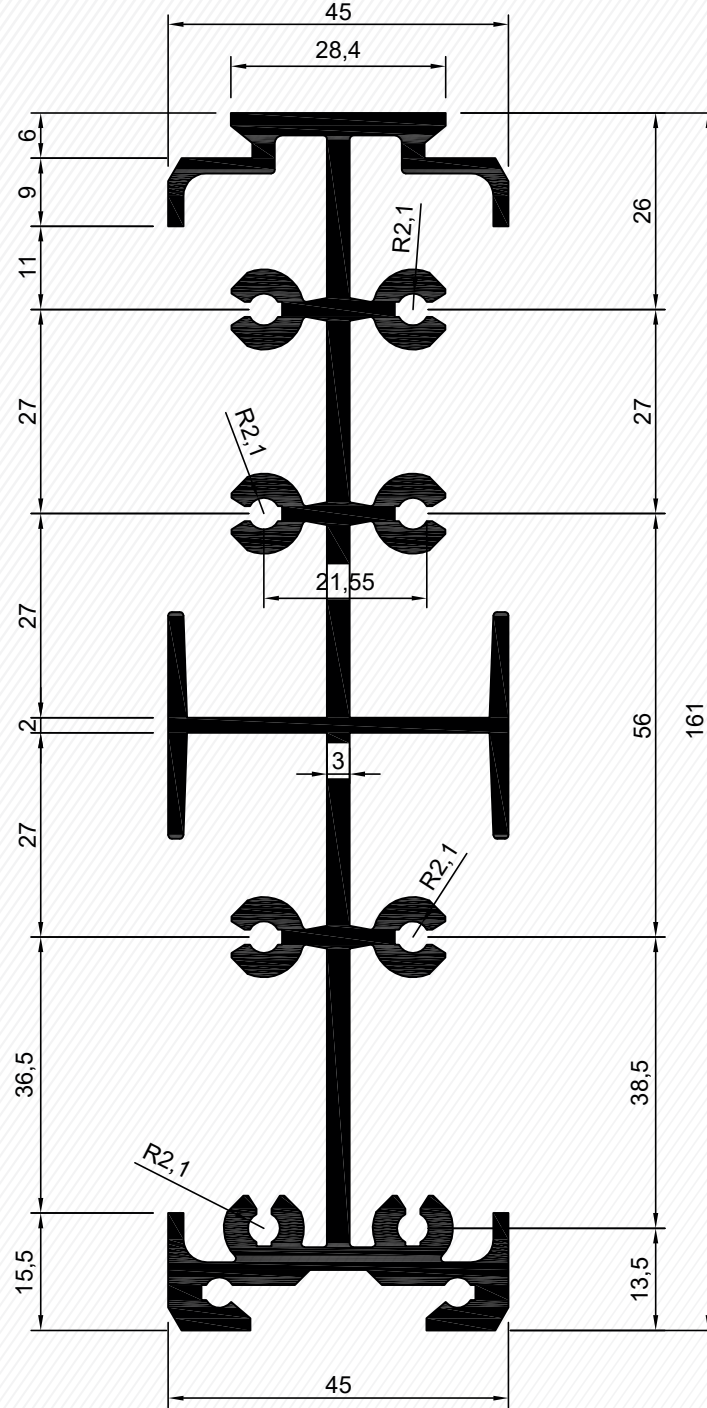
Kod	Et Kalın.	Ürün Adı	Ağırlığı	Köşe Takozu
6643-6644	1,7 mm	Kaset Profili	1,324 kg/mt	930-32,8/930-7,5mm
6671	1,7 mm	Kaset Profili	1,112 kg/mt	930-32,8/3896-12,3mm

Profiller / Profiles

Ek Yeri Profili - T Cleat Profile

6651

4,390 kg/m



Kod	Et Kalın.	Ürün Adı	Ağırlığı
6651	2 mm	Ek Yeri Profili	4,390 kg/mt

Profiller / Profiles

Badem Kapak Profili - Cap Profile

2325

1,128 kg/mt



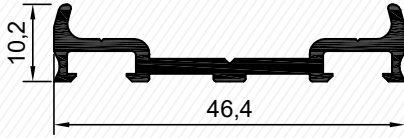
2325

Kod	Ürün Adı	Ağırlığı
2325	Badem Kapak Pr.	1,128 kg/mt

Alt Baskı Profili - Cap Profile

739

0,352 kg/mt

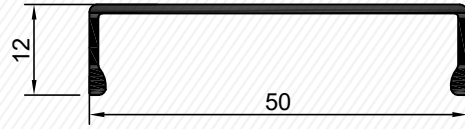


739

Kapak Profili - Cap Profile

759

0,249 kg/mt



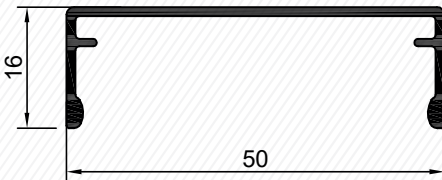
759

Kod	Ürün Adı	Ağırlığı
739	Alt Baskı Profili	0,352 kg/mt
759	Kapak Profili	0,249 kg/mt

Kapak Profili - Cap Profile

760

0,290 kg/mt

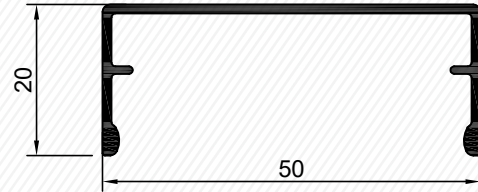


760

Kapak Profili - Cap Profile

758

0,316 kg/mt

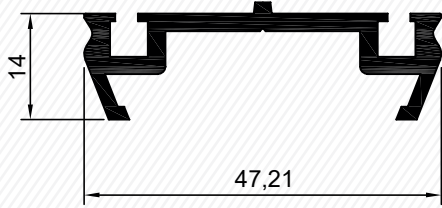


758

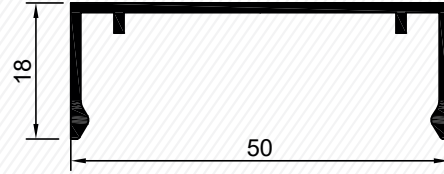
Kod	Ürün Adı	Ağırlığı
760	Kapak Profili	0,290 kg/mt
758	Kapak Profili	0,316 kg/mt

Profiller / Profiles

Alt Baskı Profili - Cap Profile

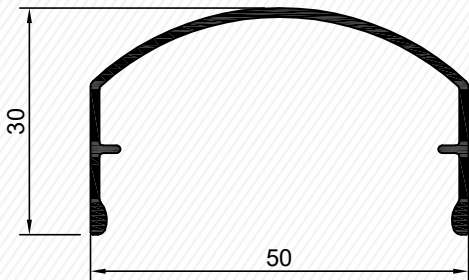
 1328
 0,536 kg/mt

1328

Kapak Profili - Cap Profile

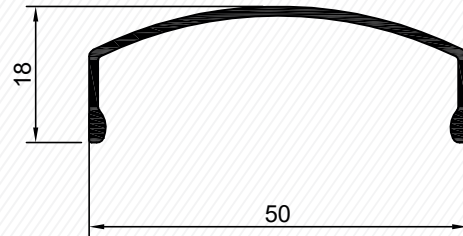
 1329
 0,325 kg/mt

1329

Kod	Ürün Adı	Ağırlığı
1328	Alt Baskı Profili	0,536 kg/mt
1329	Kapak Profili	0,325 kg/mt

Kapak Profili - Cap Profile

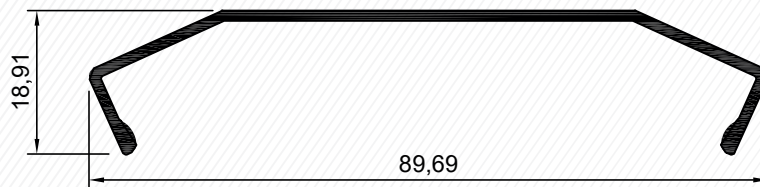
 2721
 0,336 kg/mt

2721

Kapak Profili - Cap Profile

 2684
 0,257 kg/mt

2684

Kod	Ürün Adı	Ağırlığı
2721	Kapak Profili	0,336 kg/mt
2684	Kapak Profili	0,257 kg/mt

Üst Kapak Profili - Cap Profile

 5828
 0,441 kg/mt

5828

Kod	Ürün Adı	Ağırlığı
5828	Üst Kapak Profili	0,441 kg/mt

Profiller / Profiles

Alt Kapak Profili - Cap Profile

5829

0,597 kg/mt

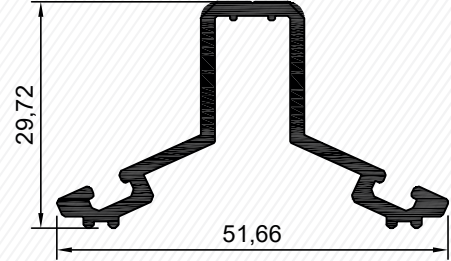


5829

Adaptör Profili - Adapter Profile

5830

0,544 kg/mt



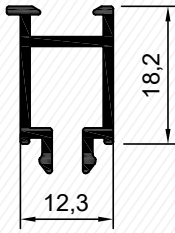
5830

Kod	Ürün Adı	Ağırlığı
5829	Alt Baskı Profili	0,597 kg/mt
5830	Adaptör Profili	0,544 kg/mt

Tek Cam Adaptörü -Adapter Profile

1338

0,226 kg/mt

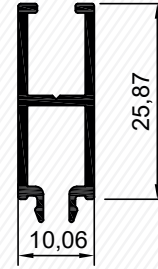


1338

Tek Cam Adaptörü - Adapter Profile

3513

0,235 kg/mt



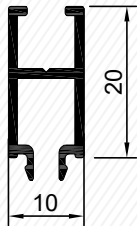
3513

Kod	Ürün Adı	Ağırlığı
1338	Tek Cam Profili	0,226 kg/mt
3513	Tek Cam Profili	0,235 kg/mt

Tek Cam Adaptörü -Adapter Profile

3450

0,195 kg/mt

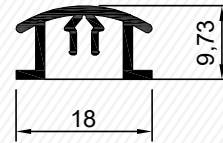


3450

Derz Çıta Profili -Adapter Profile

3453

0,155 kg/mt



3453

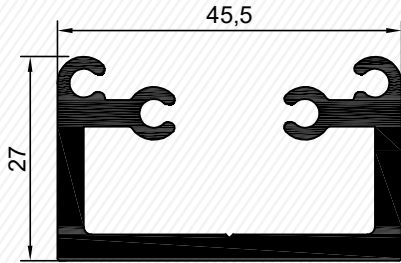
Kod	Ürün Adı	Ağırlığı
3450	Tek Cam Adaptörü	0,195 kg/mt
3453	Derz Çıta Profili	0,155 kg/mt

Profiller / Profiles

U Bağlantı Profili - Connection Profile

2301

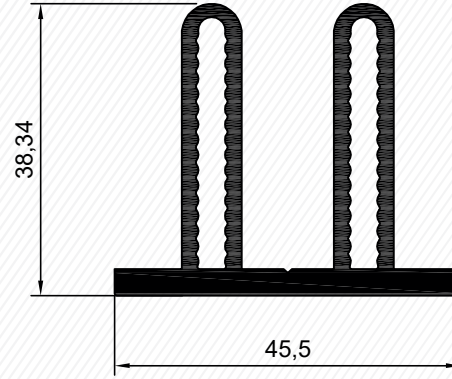
1,099 kg/mt


2301

U Bağlantı Profili - Connection Profile

4430

1,234 kg/mt

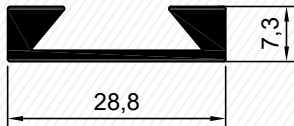

4430

Kod	Ürün Adı	Ağırlığı
2301	U Bağlantı Takozu	1,099 kg/mt
4430	U Bağlantı Takozu	1,234 kg/mt

Kırlangıç Bağlantı Pr. - Connection Profile

1693

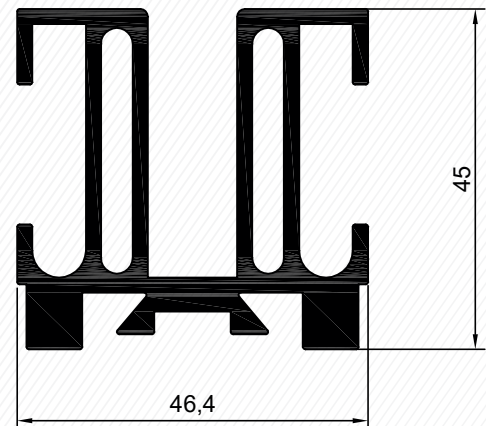
0,286 kg/mt


1693

Kırlangıç Bağlantı Pr. - Connection Profile

1692

1,847 kg/mt

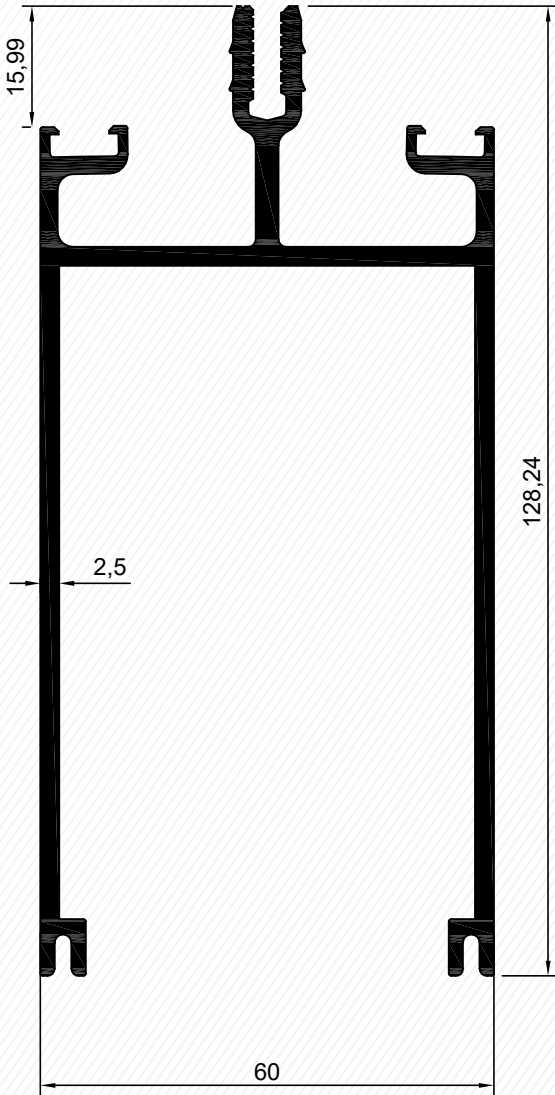

1692

Kod	Ürün Adı	Ağırlığı
1693	Kırlangıç Bağlantı Aparatı	0,286 kg/mt
1692	Kırlangıç Bağlantı Pr.	1,847 kg/mt

Profiller / Profiles

Takviyeli Cephe Profili - Mullion Profile

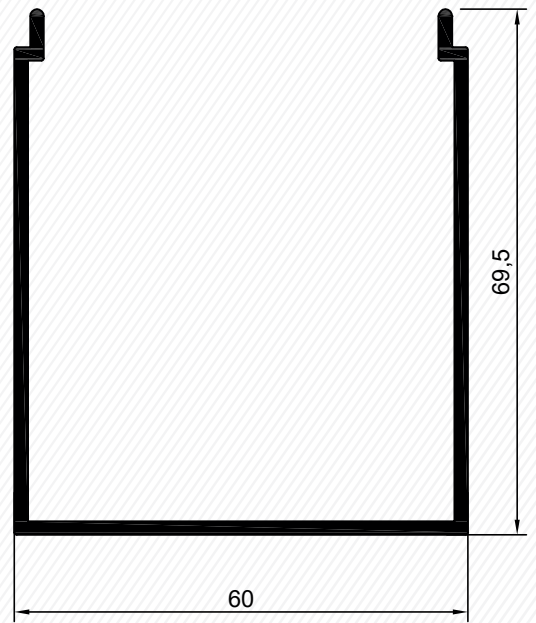
1810
2,447 kg/mt



1810

Takviyeli Cephe Kapak Profili - Cap Profile

1811
0,970 kg/mt

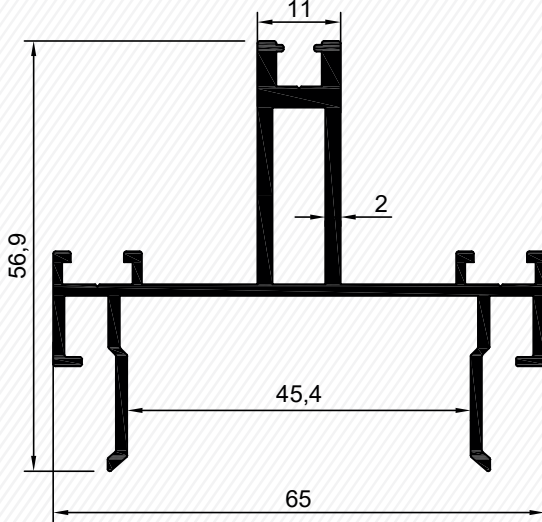


1811

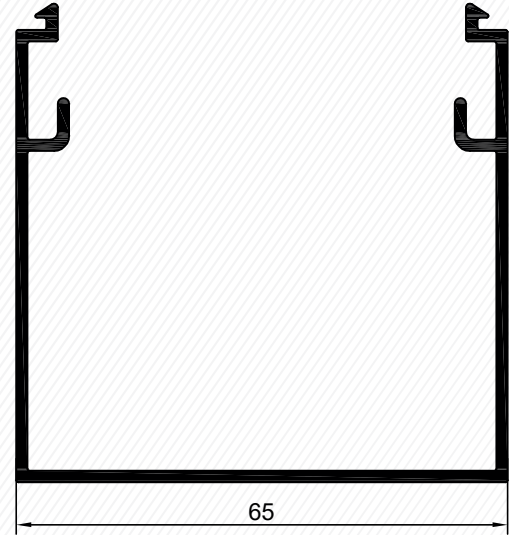
Kod	Ürün Adı	Ağırlığı
1810	Takviyeli Cephe Profili	2,447 kg/mt
1811	Takviyeli Cephe Profili	0,970 kg/mt

Profiller / Profiles

Takviyeli Cephe Profili - Mullion Profile

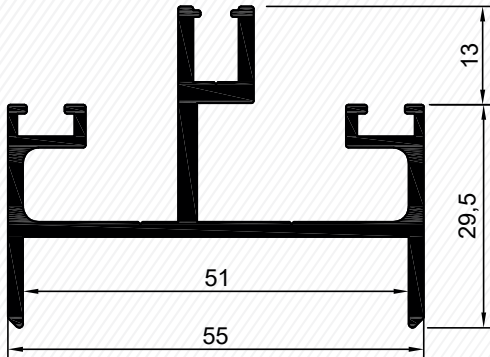
 2480
 1,045 kg/mt

2480

Takviyeli Cephe Profili - Cap Profile

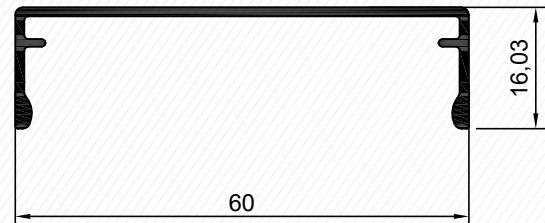
 2481
 0,889 kg/mt

2481

Kod	Ürün Adı	Ağırlığı
2480	Takviyeli Cephe Profili	1,045 kg/mt
2481	Takviyeli Cephe Profili	0,889 kg/mt

Takviyeli Cephe Profili - Mullion Profile

 2109
 0,995 kg/mt

2109

Kapak Profili - Cap Profile

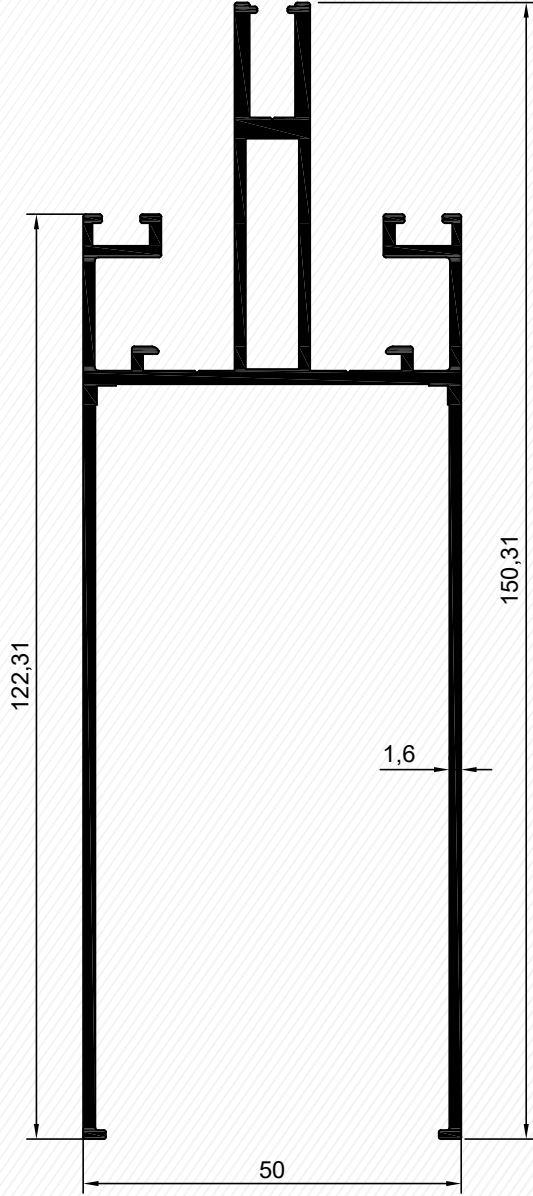
 1808
 0,324 kg/mt

1808

Kod	Ürün Adı	Ağırlığı
2109	Takviyeli Cephe Profili	0,995 kg/mt
1808	Kapak Profili	0,324 kg/mt

Profiller / Profiles

Takviyeli Cephe Profili - Mullion Profile

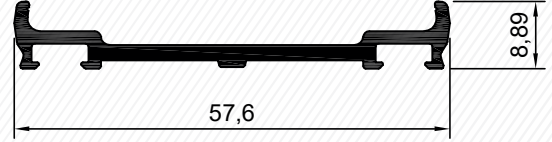
4021
1,942 kg/mt



4021

Alt Baskı Profili - Cap Profile

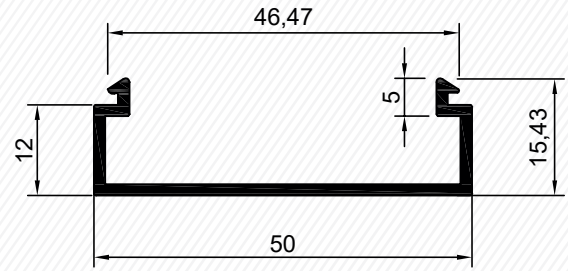
1809
0,397 kg/mt



1809

Takviyeli Cephe Profil Kapağı - Cap Profile

4020
0,349 kg/mt



4020

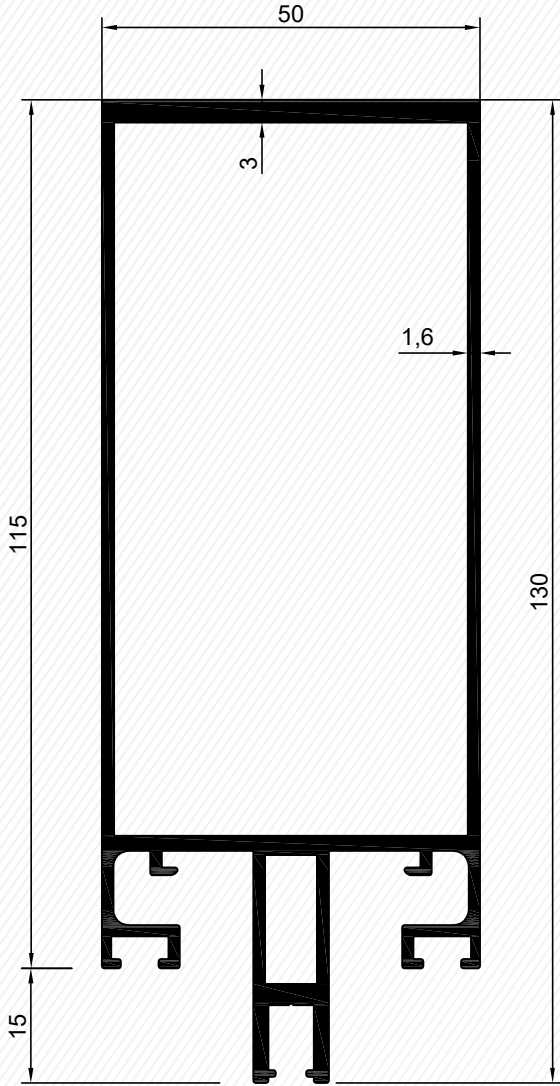
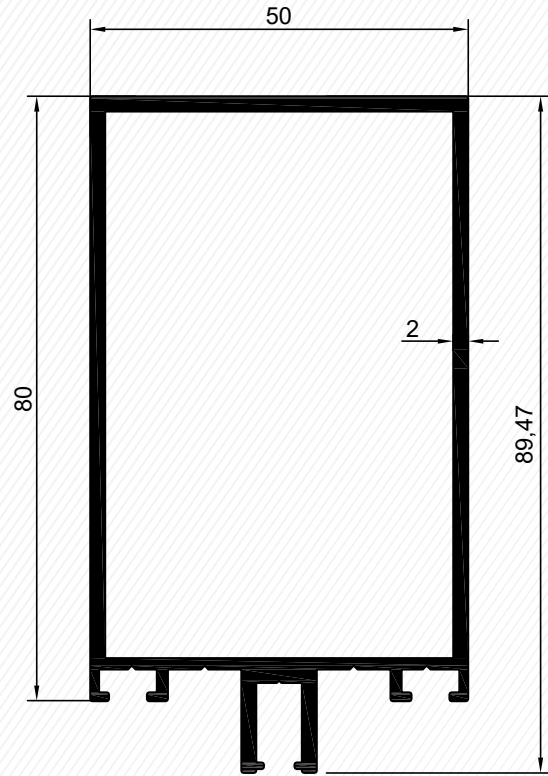
Kod	Ürün Adı	Ağırlığı
4021	Takviyeli Cephe Profili	1,942 kg/mt
1809	Alt Baskı Profili	0,397 kg/mt
4020	Takviyeli Cephe Profil Kapağı	0,349 kg/mt

Profiller / Profiles

115 lik Griyaj Profili -Mullion / Transom Profile

 3166
 2,127 kg/mt

80 lik Griyaj Profili - Mullion / Transom Profile

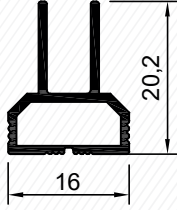
 3167
 1,515 kg/mt

3166

3167

Kod	Et Kalın.	Ürün Adı	Ağırlığı	Köşe Takozu
3166	1,6 mm	155 lik Griyaj Profili	2,127 kg/mt	2301 - 93,8 mm
3167	2 mm	80 lik Griyaj Profili	1,515 kg/mt	2301 - 71,8 mm

Profiller / Profiles

Cam İçi Çıta Pr. - Glazing Bead Pr.

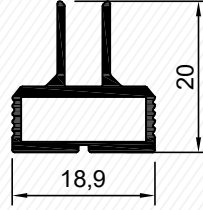
3075
0,189 kg/mt



3075

Cam İçi Çıta Pr. - Glazing Bead Pr.

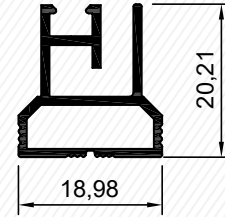
3344
0,237 kg/mt



3344

Cam İçi Çıta Pr. - Glazing Bead Pr.

3163
0,255 kg/mt

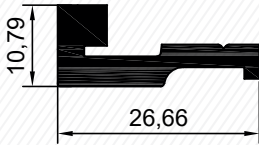


3163

Kod	Ürün Adı	Ağırlığı
3075	Cam İçi Çıta Profili	0,189 kg/mt
3344	Cam İçi Çıta Profili	0,237 kg/mt
3163	Cam İçi Çıta Profili	0,255 kg/mt

Tespit Profili - Connection Profile

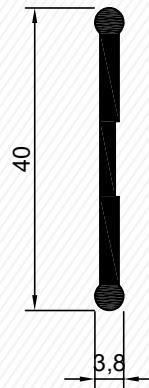
3262
0,377 kg/mt



3262

Tespit Profili - Fixing Profile

3162
0,270 kg/mt



3162

Tespit Profili - Fixing Profile

3076
0,451 kg/mt



3076

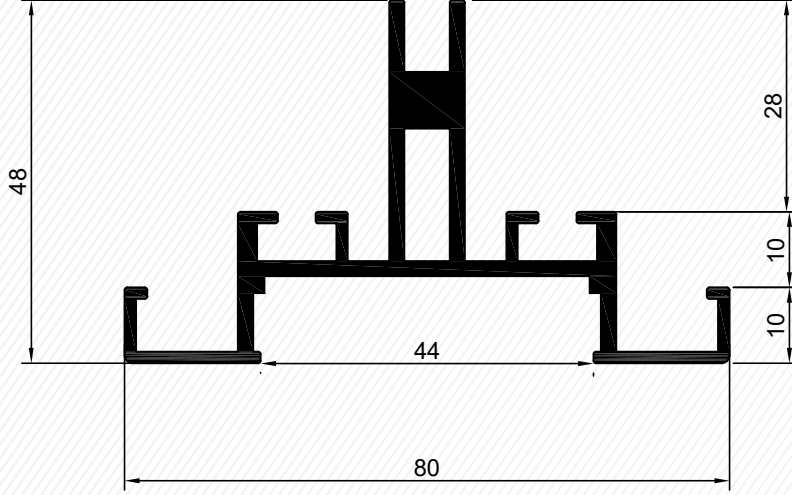
Kod	Ürün Adı	Ağırlığı
3262	Tespit Profili	0,377 kg/mt
3162	Tespit Profili	0,270 kg/mt
3076	Tespit Profili	0,451 kg/mt

Profiller / Profiles

Skylight Profili - Skylight Profile

3761

1,304 kg/mt

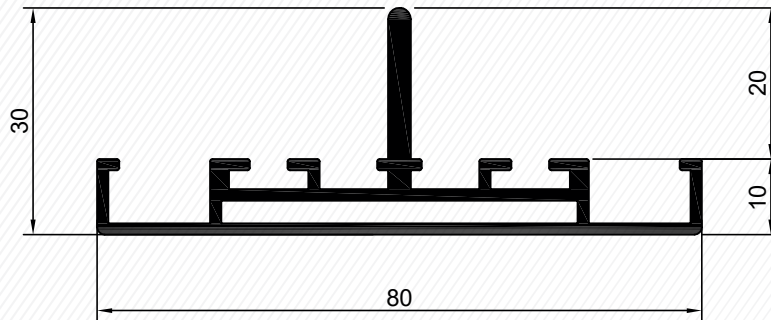
**3761**

Kod	Ürün Adı	Ağırlığı
3761	Skylight Profili	1,304 kg/mt

Skylight Profili - Skylight Profile

3760

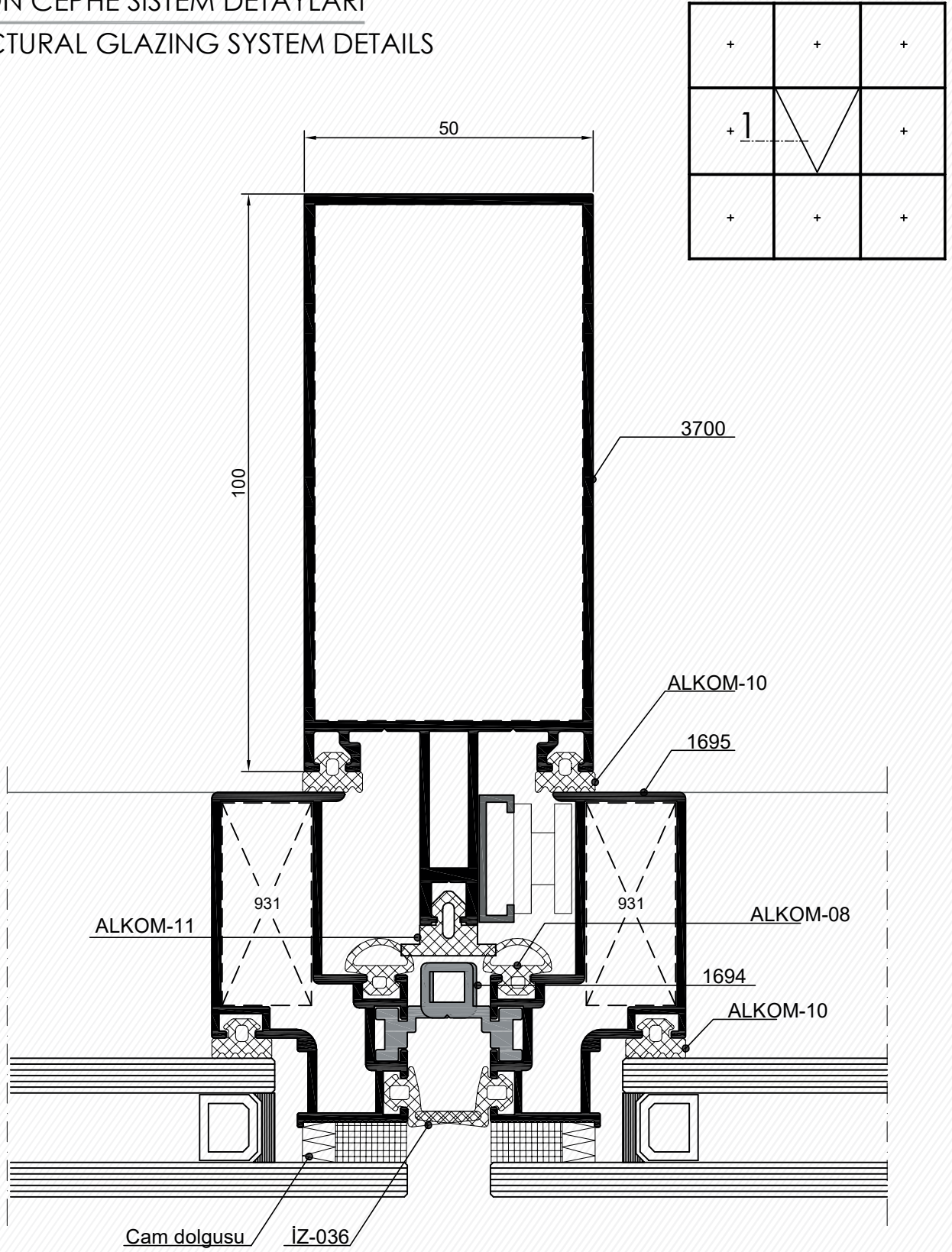
0,968 kg/mt

**3760**

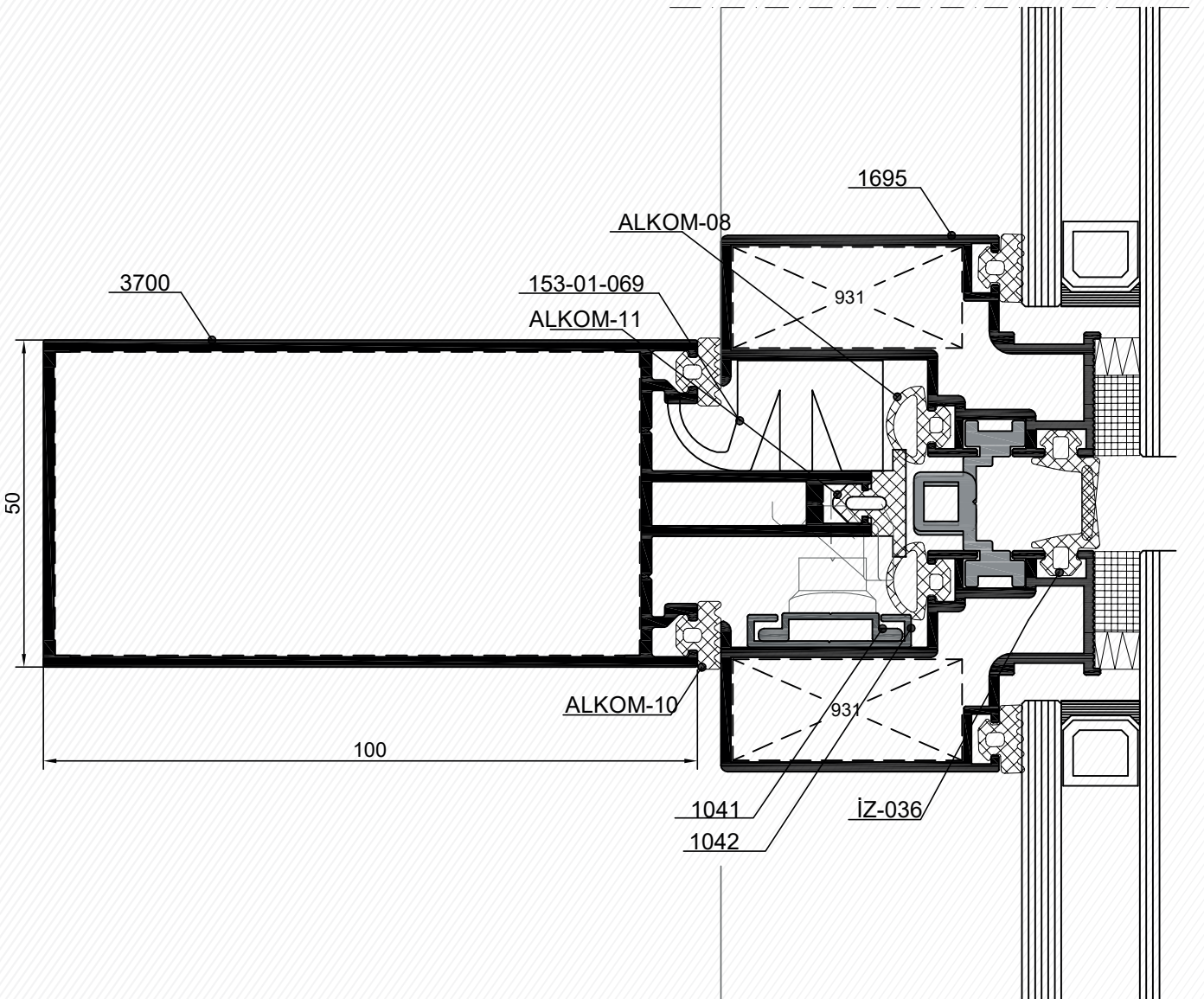
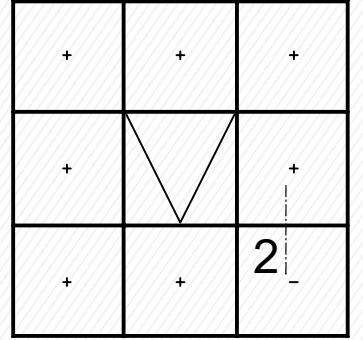
Kod	Ürün Adı	Ağırlığı
3760	Skylight Profili	0,968 kg/mt

Detaylar / Details

SİLİKON CEPHE SİSTEM DETAYLARI
STRUCTURAL GLAZING SYSTEM DETAILS

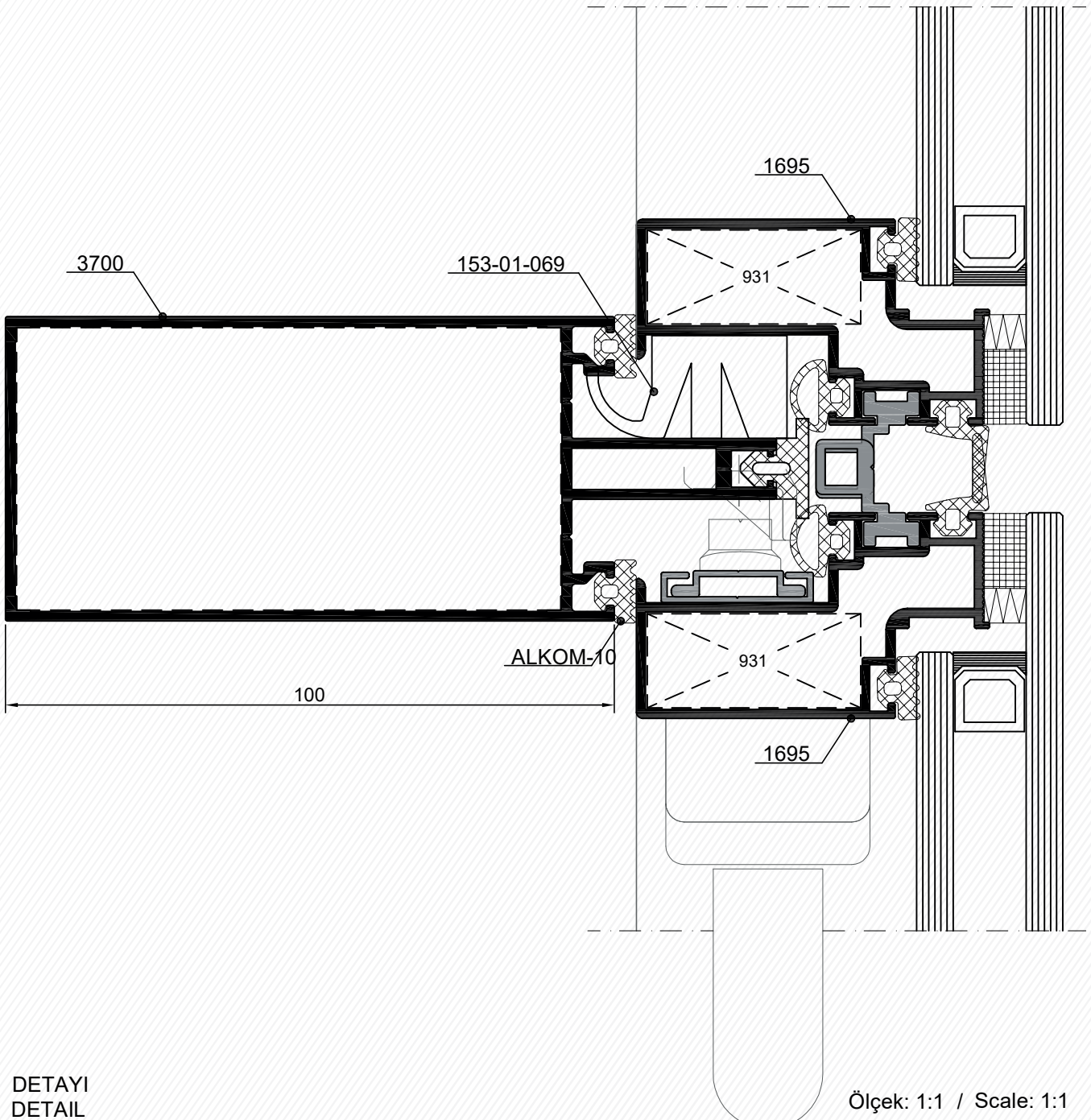
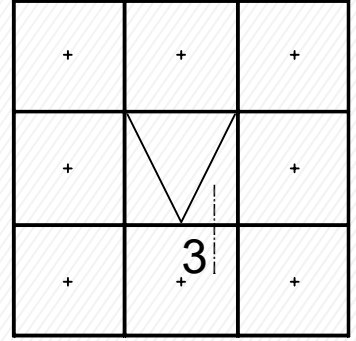


Detaylar / Details

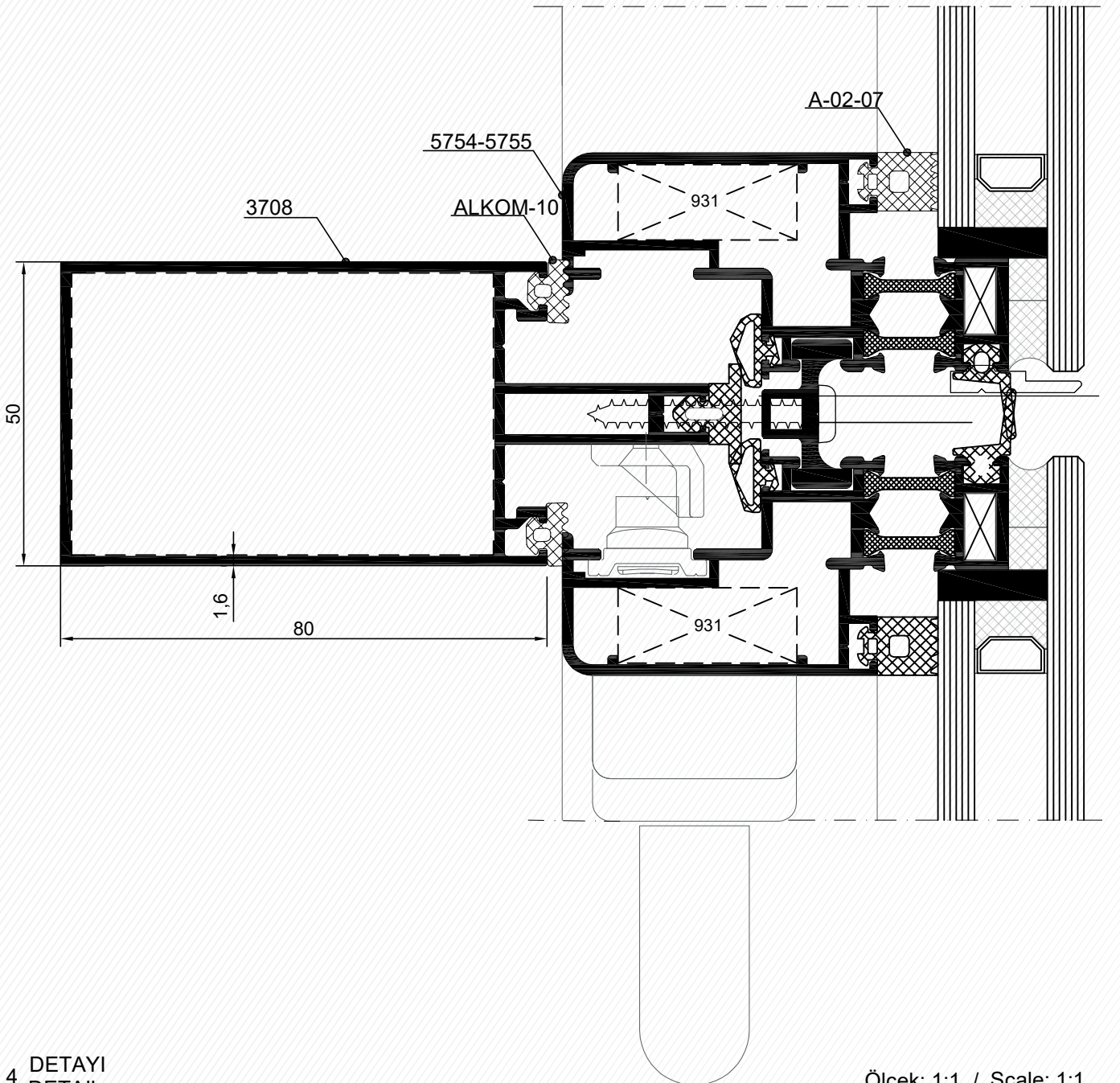
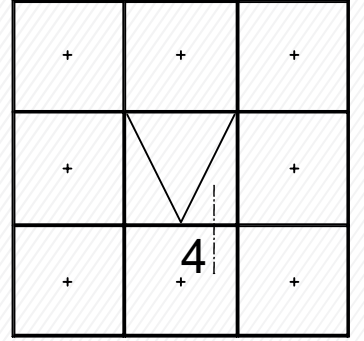
 SİLİKON CEPHE SİSTEM DETAYLARI
 STRUCTURAL GLAZING SYSTEM DETAILS


Detaylar / Details

SİLİKON CEPHE SİSTEM DETAYLARI
STRUCTURAL GLAZING SYSTEM DETAILS



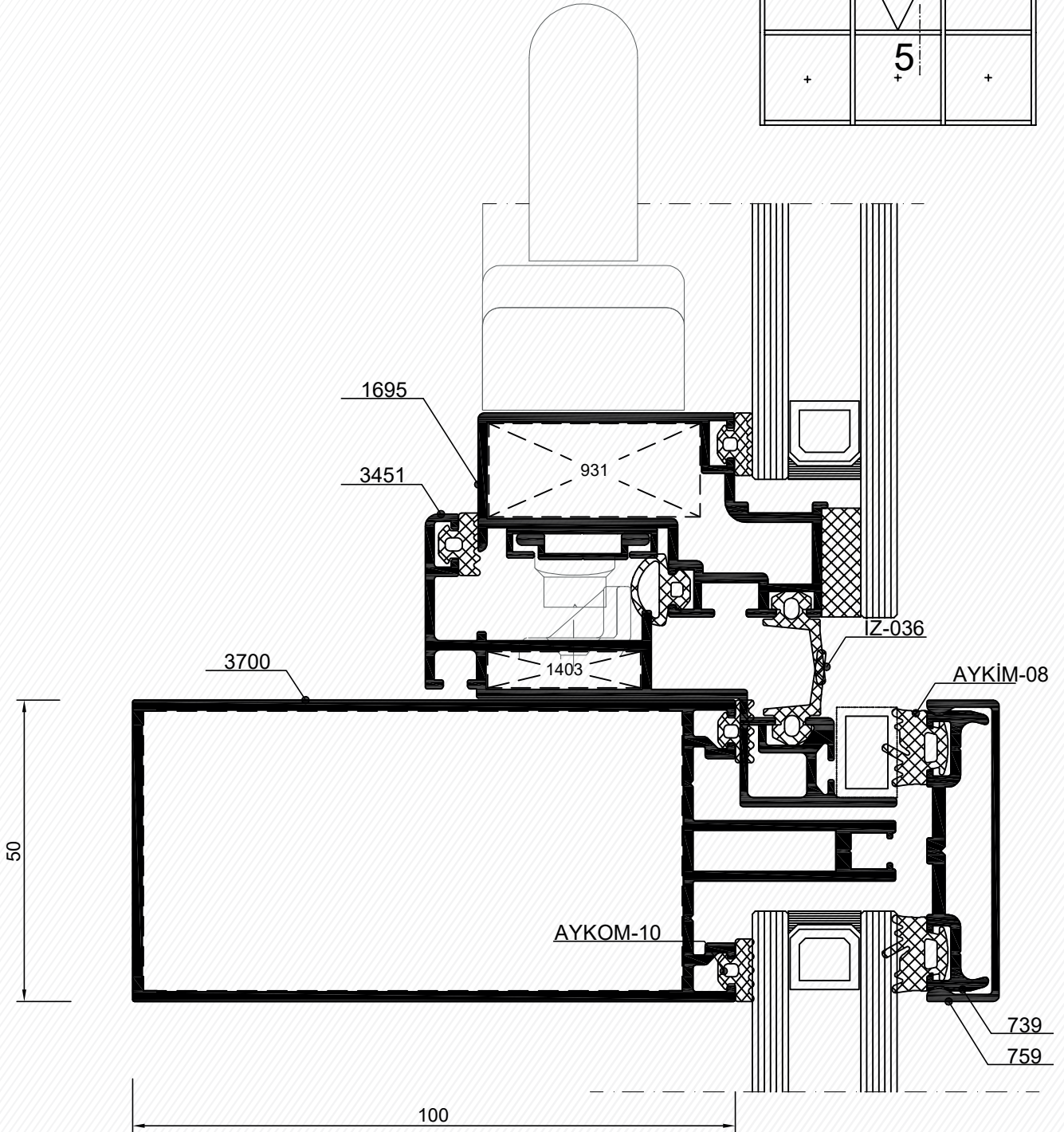
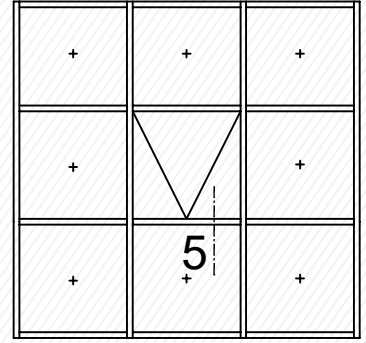
Detaylar / Details

 SİLİKON CEPHE SİSTEM DETAYLARI
 STRUCTURAL GLAZING SYSTEM DETAILS

 4 DETAYI
 DETAIL

Ölçek: 1:1 / Scale: 1:1

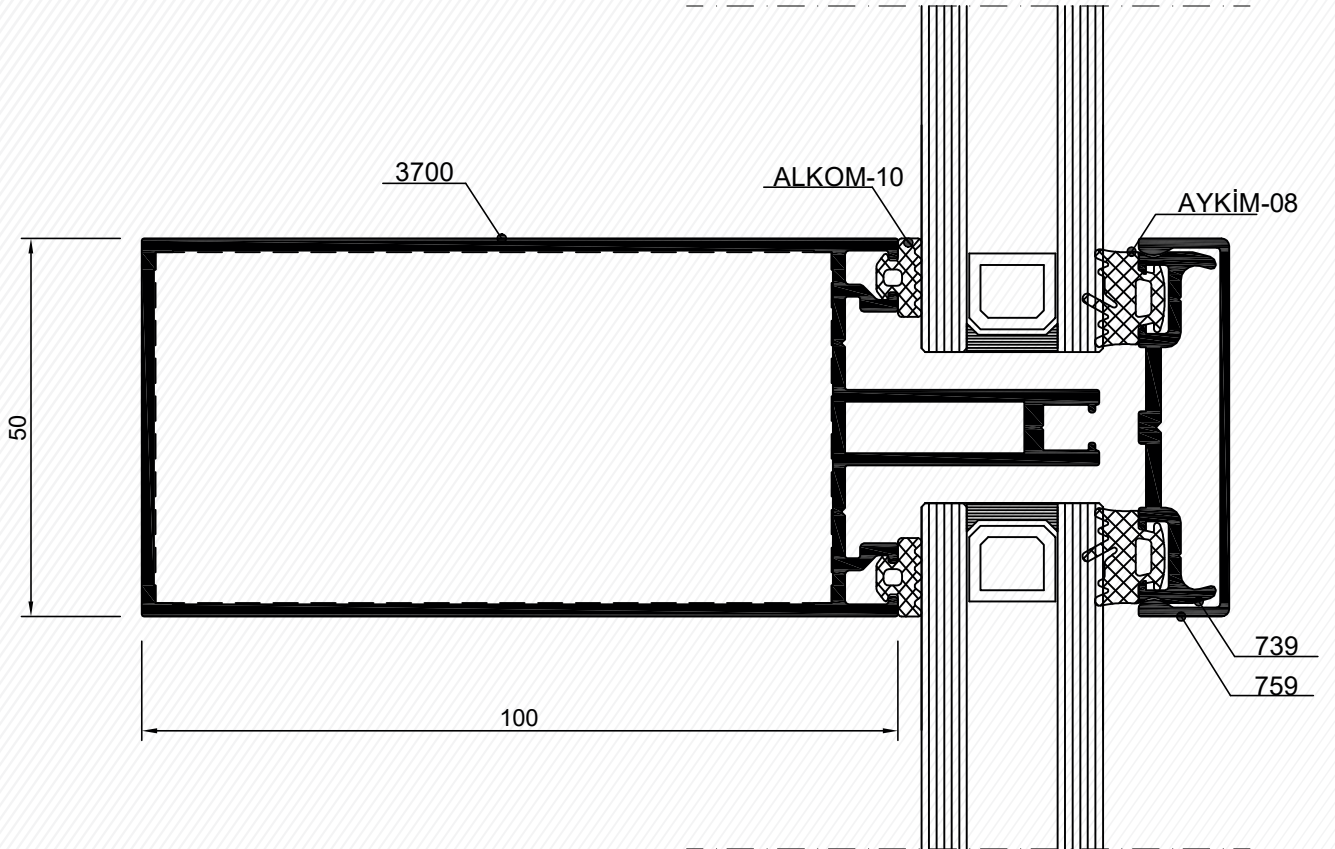
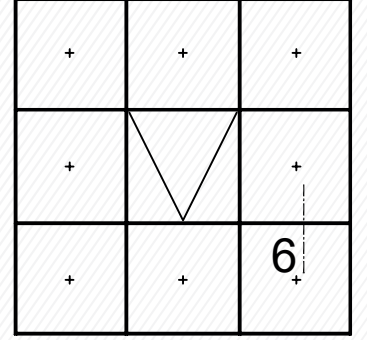
Detaylar / Details

KAPAKLI CEPHE SİSTEM DETAYLARI
COVER CAP SYSTEM DETAILS



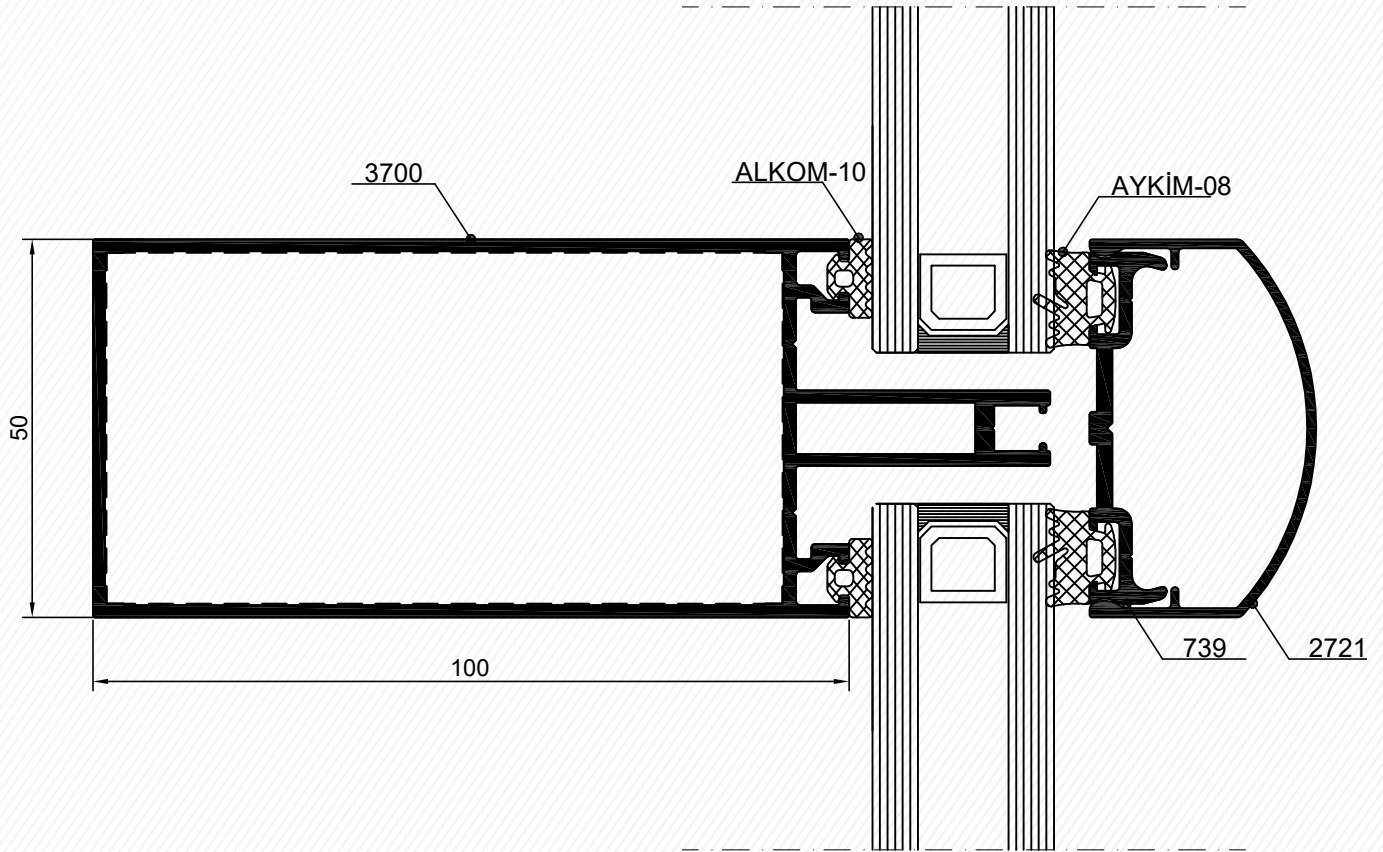
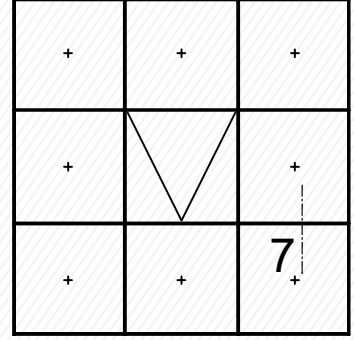
5 DETAYI
DETAIL

Ölçek: 1:1 / Scale: 1:1

Detaylar / Details**KAPAKLI CEPHE SİSTEM DETAYLARI**
COVER CAP SYSTEM DETAILS

Detaylar / Details

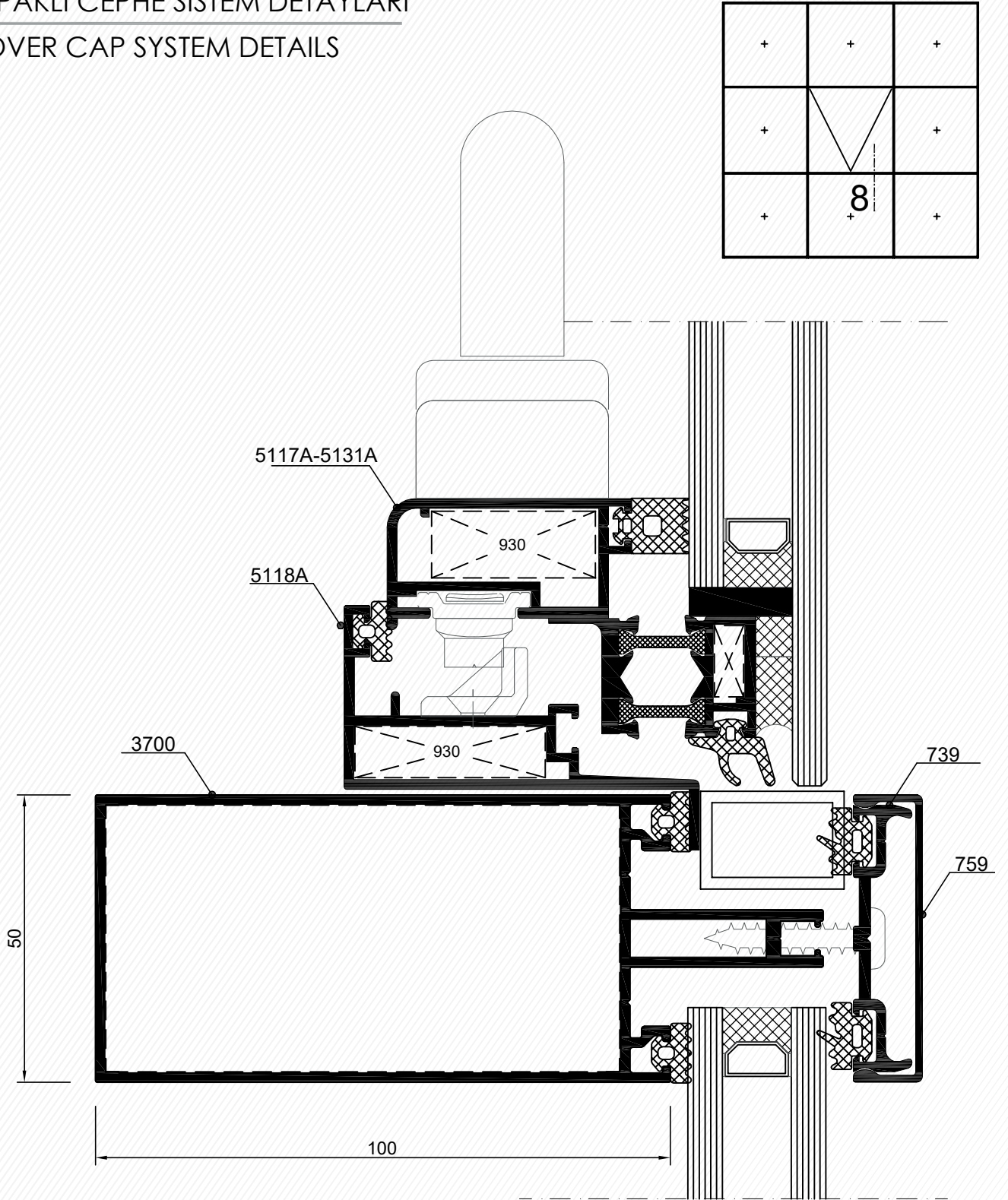
KAPAKLI CEPHE SİSTEM DETAYLARI
COVER CAP SYSTEM DETAILS



7 DETAYI
DETAIL

Ölçek: 1:1 / Scale: 1:1

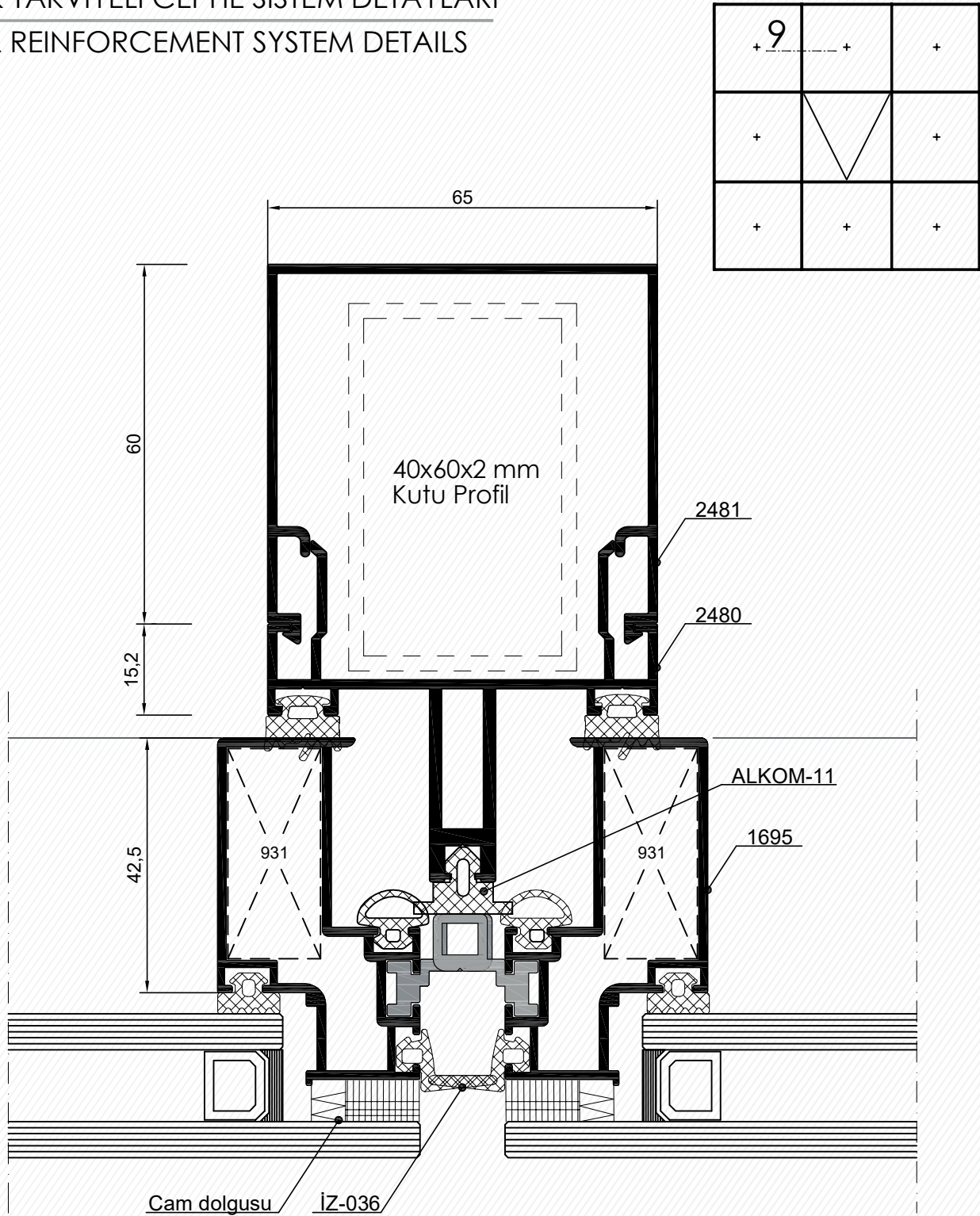
Detaylar / Details

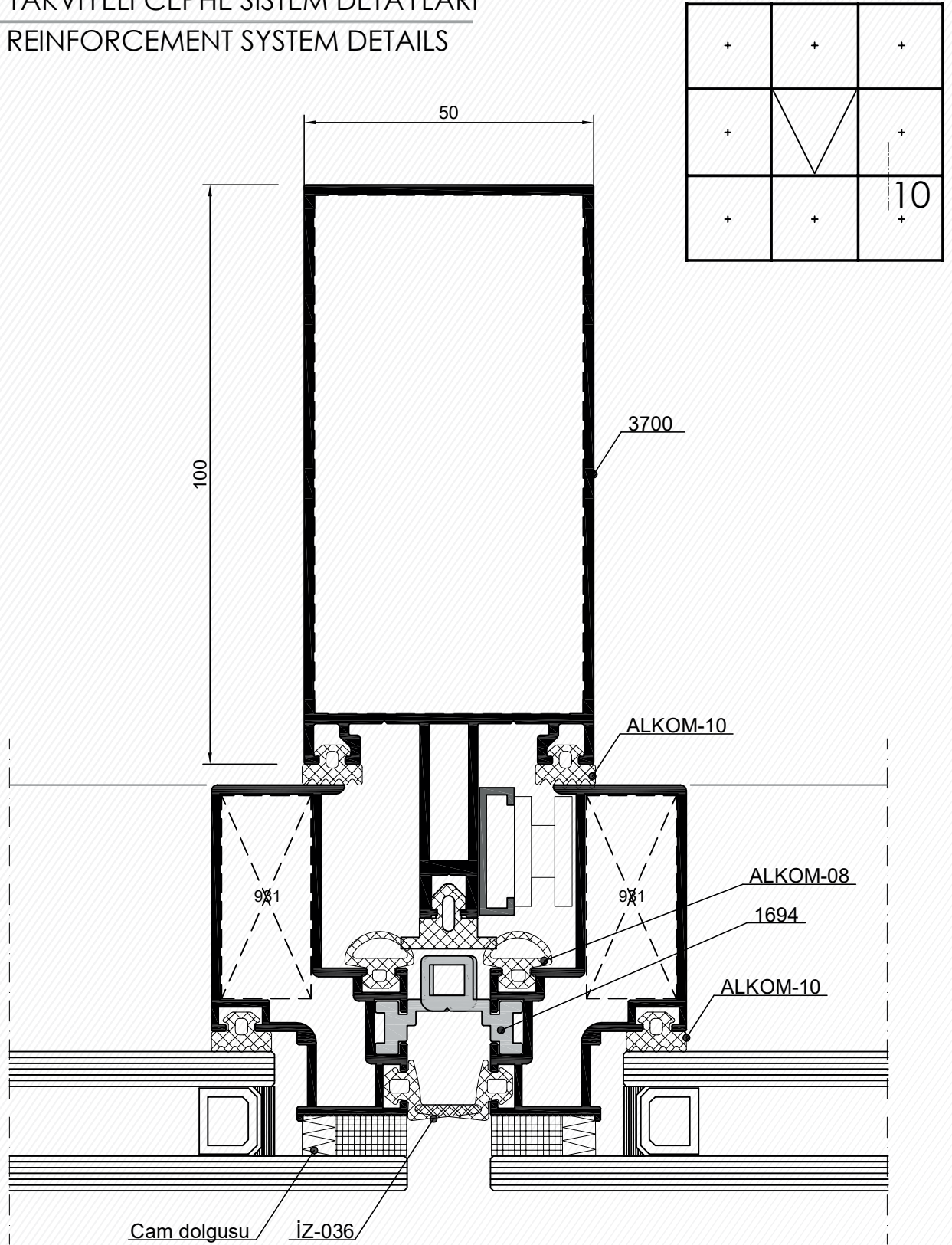
KAPAKLI CEPHE SİSTEM DETAYLARI
COVER CAP SYSTEM DETAILS8 DETAYI
DETAIL

Ölçek: 1:1 / Scale: 1:1

Detaylar / Details

ÇELİK TAKVİYELİ CEPHE SİSTEM DETAYLARI
STEEL REINFORCEMENT SYSTEM DETAILS

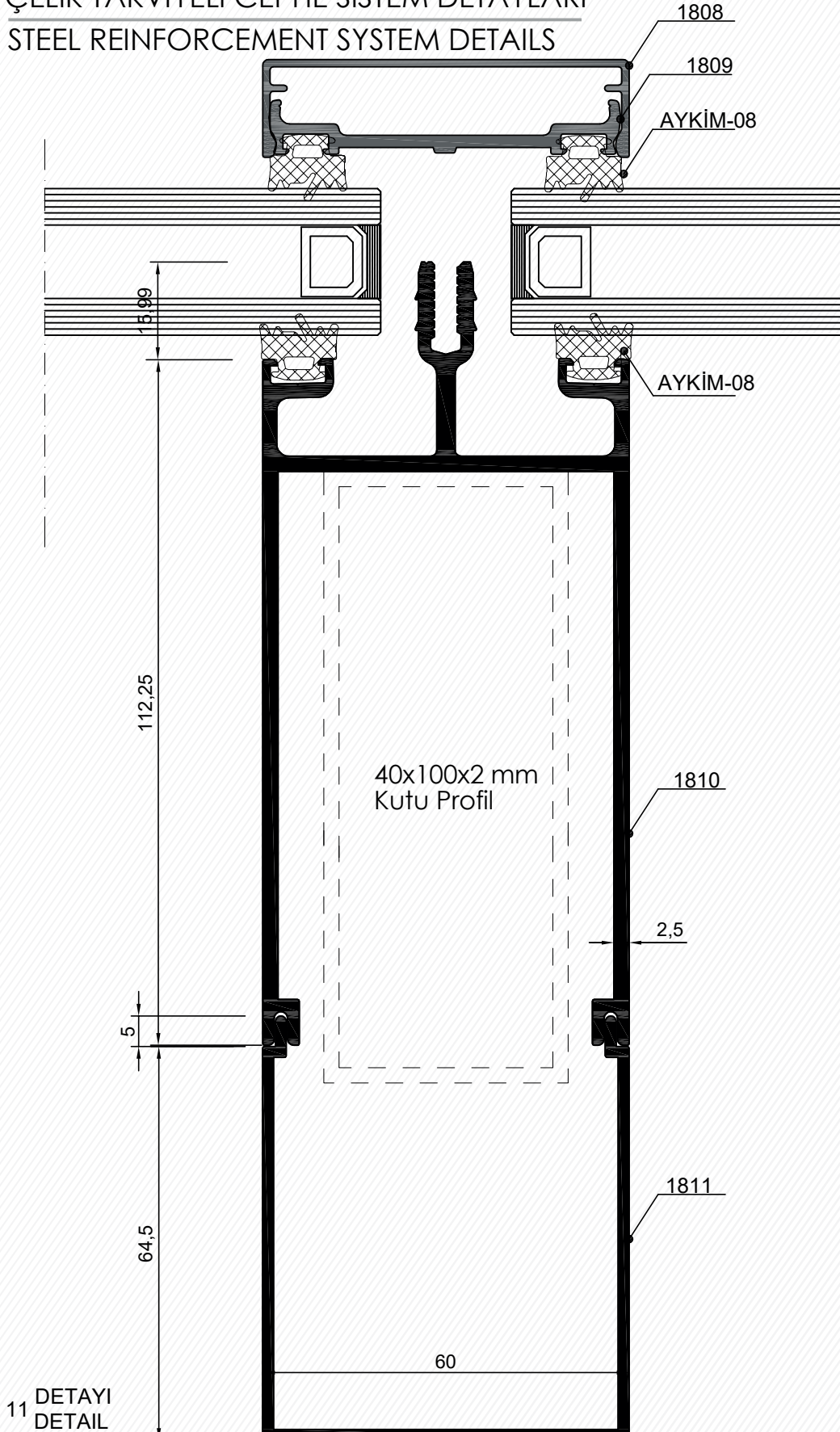


Detaylar / Details
ÇELİK TAKVİYELİ CEPHE SİSTEM DETAYLARI
STEEL REINFORCEMENT SYSTEM DETAILS

 10 DETAYI
 DETAIL

Ölçek: 1:1 / Scale: 1:1

Detaylar / Details

ÇELİK TAKVİYELİ CEPHE SİSTEM DETAYLARI
STEEL REINFORCEMENT SYSTEM DETAILS

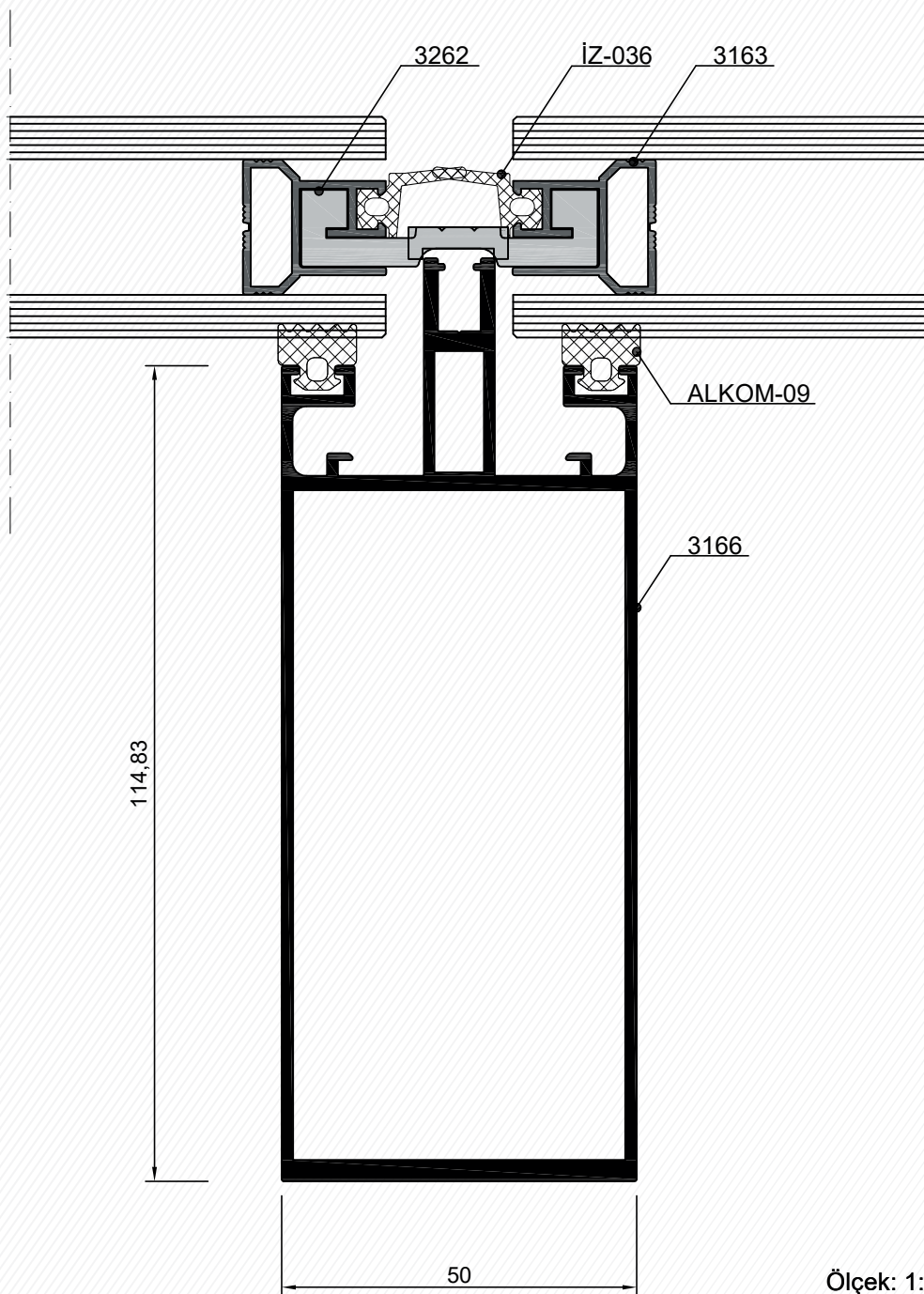


11 DETAYI
DETAIL

Ölçek: 1:1 / Scale: 1:1

Detaylar / Details
KASETSİZ SİLİKON CEPHE SİSTEM DETAYI
STRUCTURAL GLAZING SYSTEM DETAILS

+	+	+
+	V	+
12	+	+

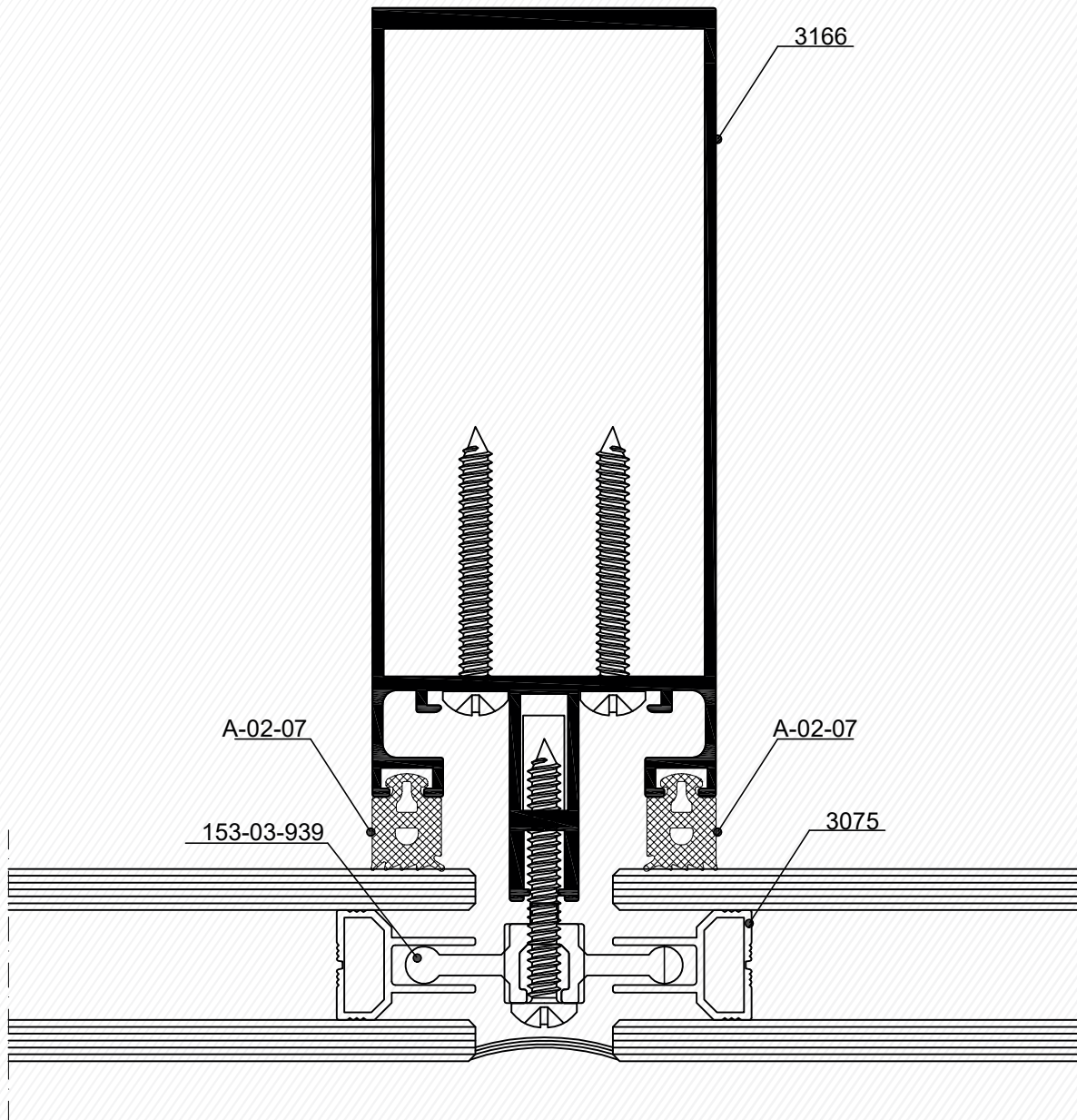

 12 DETAYI
 DETAIL

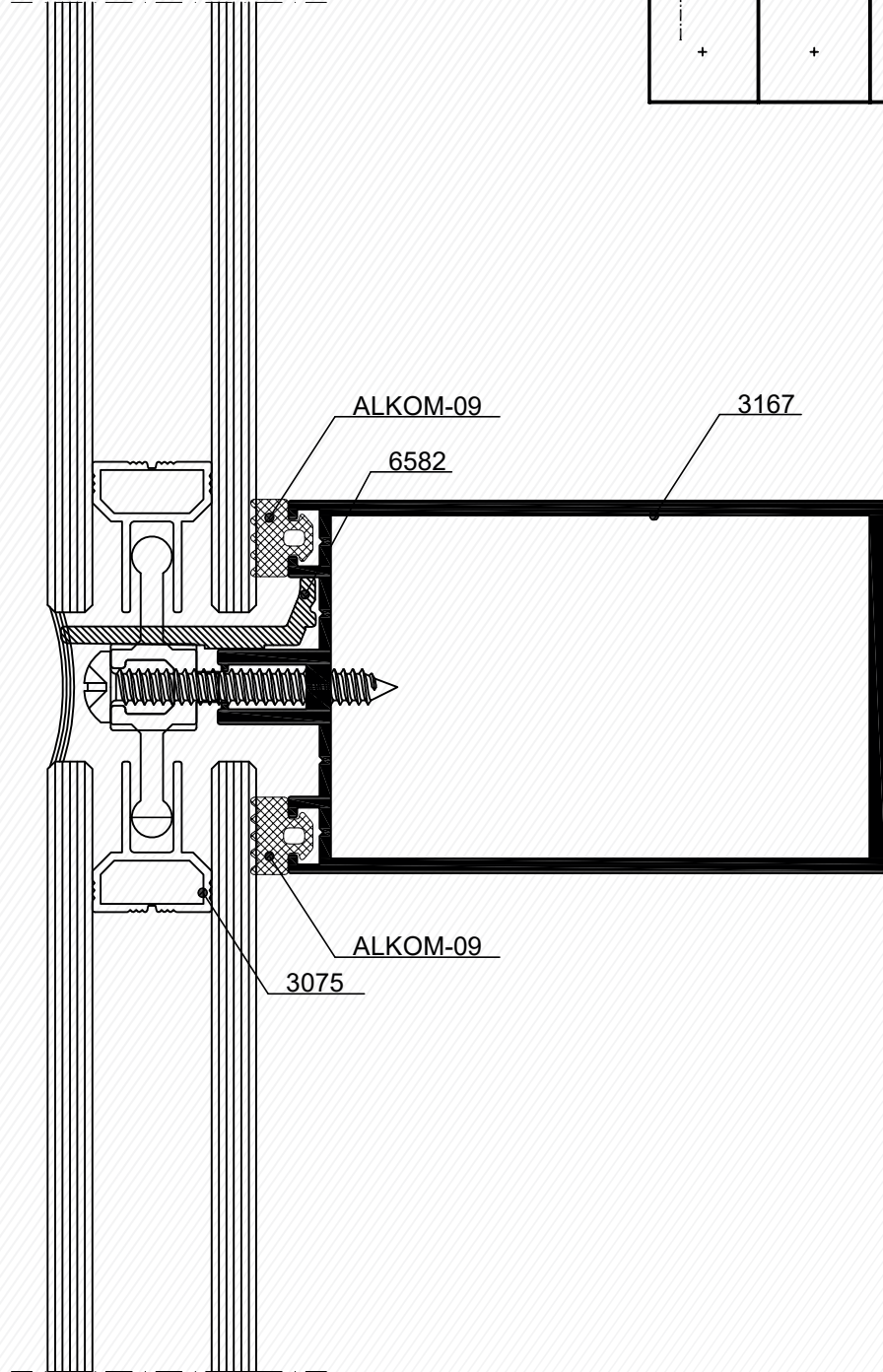
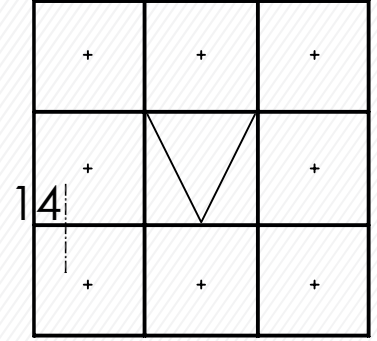
Ölçek: 1:1 / Scale: 1:1

Detaylar / Details






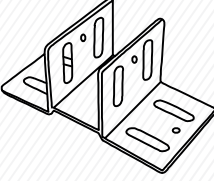
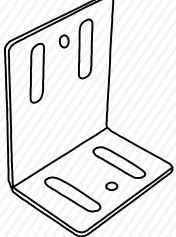
KASETSİZ SİLİKON CEPHE SİSTEM DETAYI
STRUCTURAL GLAZING SYSTEM DETAILS

+	+	+
+	V	+
13	+	+

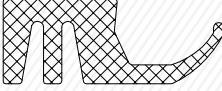


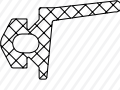





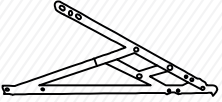


Detaylar / Details**KASETSİZ SİLİKON CEPHE SİSTEM DETAYI**
STRUCTURAL GLAZING SYSTEM DETAILS







Aksesuarlar / Accessories

Ürün Çizimi Drawing	Ürün Kodu Product No	Ürün Adı Product Name	Kullanıldığı Profiller Profiles Used
	931-35,1	Köşe Takozu 15,6 mm Joint Corner 15,6 mm	1695
	931-30,8	Köşe Takozu 15,6 mm Joint Corner 15,6 mm	3702
	1403-25,4	Köşe Takozu 5 mm Joint Corner 5 mm	3451
	153-02-999	Çelik Dübel Steel Expansion Bolt	----
	153-01-376	Saplama Vida Grup Strew	----
	153-02-007	U Ankraj 50 lik U Anchorag 50 mm	----
	153-01-392	U Ankraj 80 lik U Anchorag 80 mm	----
	153-01-412	U Ankraj 100 lük U Anchorag 100 mm	----
	153-01-388	U Ankraj 120 lik U Anchorag 120 mm	----
	153-01-393	L Ankraj 80 lik L Anchorag 80 mm	----
	153-01-389	L Ankraj 100 lük L Anchorag 100 mm	----
	153-01-469	L Ankraj 120 lik L Anchorag 120 mm	----

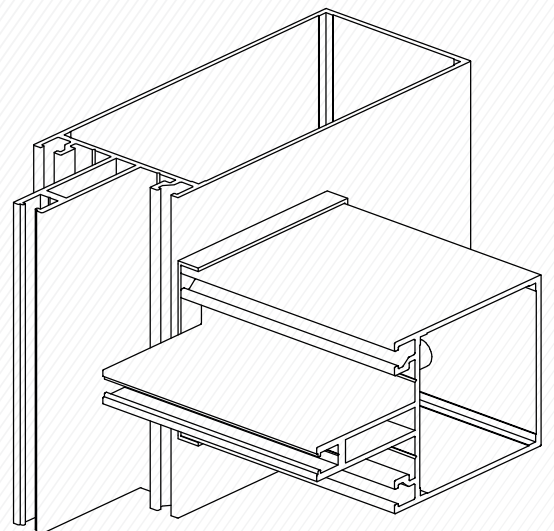
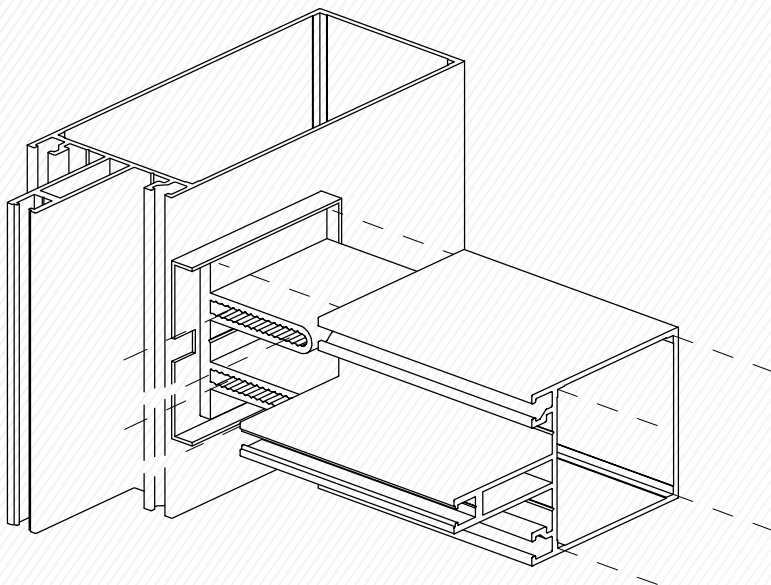
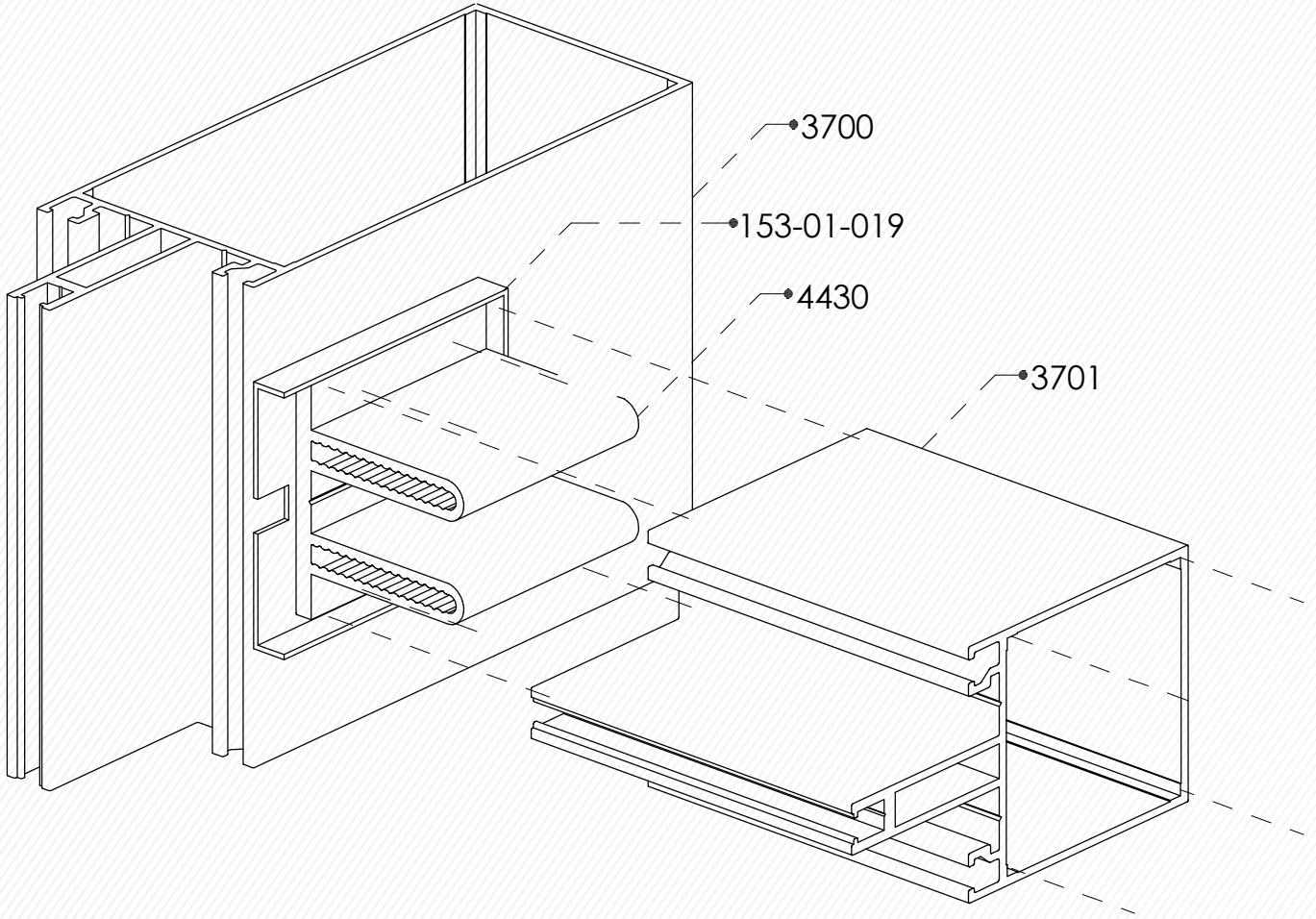
Aksesuarlar / Accessories

Ürün Çizimi Drawing	Ürün Kodu Product No	Ürün Adı Product Name	Kullanıldığı Profiller Profiles Used
	153-01-069	Kaset Destek Plakası Casette Support Plate	----
	153-01-403	Cephe Zamak Karşılığı Casette Support Plate	----
	ALKOM-11	Orta Göbek Fitili Middle Gasket	----
	İZ-036	Tozluk Fitili Legging Gasket	----
	ALKOM-09	Dikme ve Kaset Cam Altı Fitili 5mm Implantation & Casette Under Glass Gasket 5mm	----
	ALKOM-10	Dikme ve Kaset Cam Altı Fitili 3mm Implantation & Casette Under Glass Gasket 3mm	----
	ALKOM-08	Kaset Bini Fitili Frame Pin Gasket	----
	AYKİM-08	Alt Kapak Baskı Fitili 5mm Frame Pin Gasket 5mm	----
	AYKİM-09	Alt Kapak Baskı Fitili 3mm Frame Pin Gasket 3mm	----
	153-01-572	Cephe Makası 70 kg. Facade Scissors 70 kg.	----
	153-03-102	Cephe Makası 85kg. Facade Scissors 85 kg.	
	153-02-232	Cephe Makası 100 kg. Facade Scissors 100 kg.	
	153-01-515	Cephe Makası 130 kg. Facade Scissors 130 kg.	
	153-02-059	Cephe Makası 135 kg. Facade Scissors 135 kg.	
	153-01-426	Cephe Makası 140 kg. Facade Scissors 140 kg.	

Aksesuarlar / Accessories

Ürün Çizimi Drawing	Ürün Kodu Product No	Ürün Adı Product Name	Kullanıldığı Profiller Profiles Used
	153-01-019	Genleşme Yastığı 50 mm Dilatation Pillow 50 mm	----
	153-01-020	Genleşme Yastığı 80 lik Dilatation Pillow 80 mm	----
	153-01-021	Genleşme Yastığı 100 lük Dilatation Pillow 100 mm	----
	153-02-204	Mafsallı Cephe Kolu Eloksal Window Handle Anodizing	----
	153-02-372	Mafsallı Cephe Kolu Renkli Window Handle Colourful	----
	153-02-050	Kıvrık Cephe Kolu Eloksal Window Handle Anodizing	----
	153-02-008	Kıvrık Cephe Kolu Renkli Window Handle Colourful	----
	153-01-055	Eksenel Kol Eloksal Window Handle Anodizing	----
	153-01-056	Eksenel Kol Renkli Window Handle Colourful	----

Aksonometri / Axonometry



Aksonometri / Axonometry

