

# ALKOR

ALUMINUM



## YALITIMLI SÜRME SİSTEM

INSULATED SLIDING SYSTEM

- NYSA SÜRME / NYSA SLIDING
- TERMAL SOFT / THERMAL SOFT

# TERMAL SOFT

## THERMAL SOFT



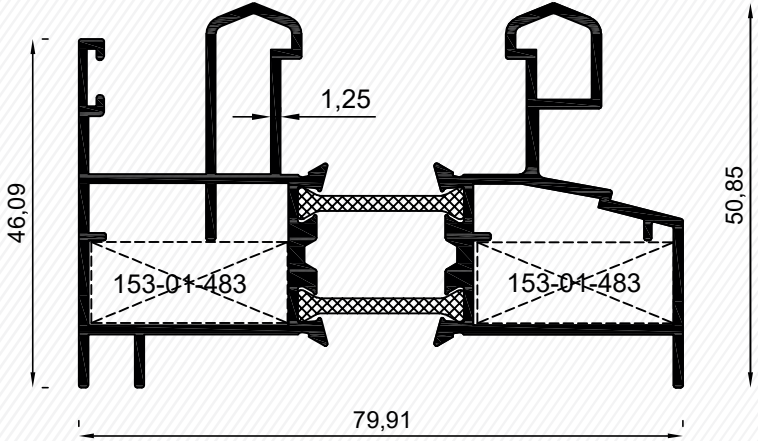


**İçindekiler / Contents**

Profil Profile	Profil Kodu Profile Nr	Ağırlık (kg/m.) Weight (kg/m.)	X mm.	Y mm.	Jx cm <sup>4</sup>	Jy cm <sup>4</sup>
	4250-4251 Kasa Profili Frame Profile	1,490	78,84 mm.	46,09 mm.	32,95	10,36
	4249-4249 Kanat Profili Sash Profile	1,512	32 mm.	74,95 mm.	22,71	8,90
	6741-6741 Kanat Profili Sash Profile	1,260	32 mm.	74,95 mm.	41,54	18,93
	5635-5635 Adaptör Profili Adapter Profile	0,983	34,44 mm.	37,7 mm.	---	---
	4248 Adaptör Profili Adapter Profile	0,343	36,31 mm.	34,95 mm.	---	---
	2757A Adaptör Profil Adapter Profile	0,193	21,65 mm.	20,32 mm.	---	---
	995 Sineklik Çıta Pr. Glazing Bead Pr.	0,146	15 mm.	10 mm.	---	---
	996 Sineklik Kanat Pr. Fly Screen Sash Pr.	0,577	20 mm.	57 mm.	---	---
	2756 Sineklik Ray Pr. Rail Profile	0,411	28,7 mm.	42,53 mm.	---	---

## Profiller / Profiles

## Kasa Profili - Frame Profile

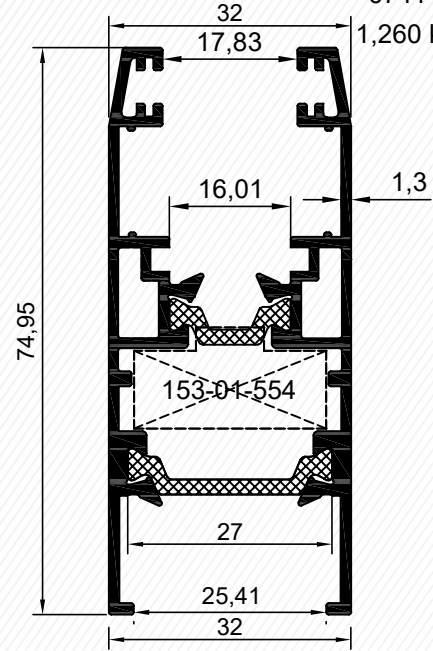
4250-4251  
1,490 kg/mt

4250-4251

## Kanat Profili - Sash Profile

6741-6741

1,260 kg/mt



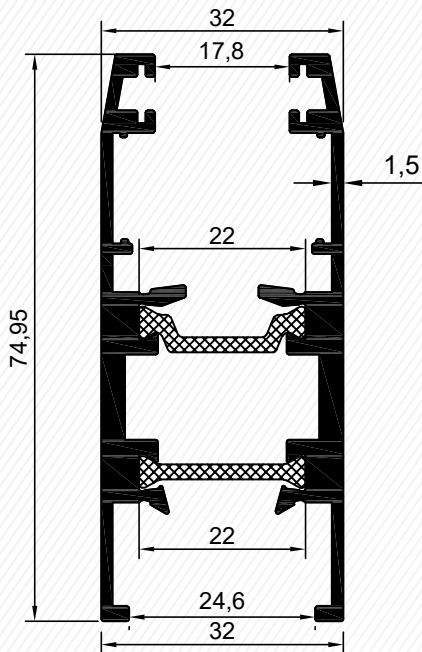
6741-6741

Kod	Et Kalın.	Ürün Adı	Ağırlığı	Köşe Takozu
4250-4251	1,25 mm	Kasa Profili	1,490 kg/mt	153-01-483
6741-6741	1,3 mm	Kanat Profili	1,260 kg/mt	153-01-554

## Kanat Profili - Sash Profile

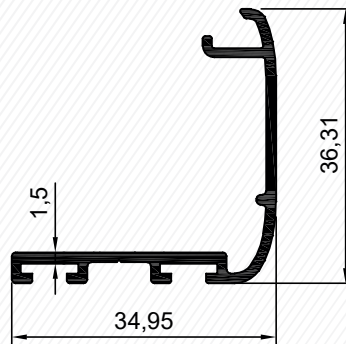
4249-4249

1,512 kg/mt



4249-4249

## Adaptör Profili - Adapter Profile

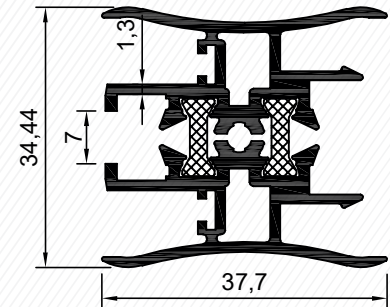
4248  
0,343 kg/mt

4248

## Orta Kitleme Adaptör Profili - Adapter Profile

5635-5635

0,983 kg/mt



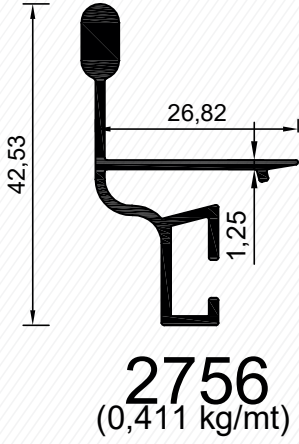
5635-5635

Kod	Et Kalın.	Ürün Adı	Ağırlığı	Köşe Takozu
4249-4249	1,5 mm	Kanat Profili	1,512 kg/mt	153-01-483
4248	1,5 mm	Adaptör Profili	0,343 kg/mt	---
5635-5635	1,3 mm	Orta Kitleme Prof.	0,983 kg/mt	---

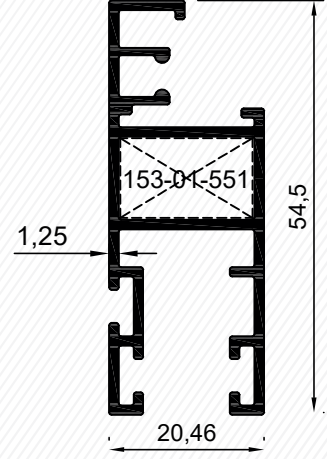


Profiller / Profiles

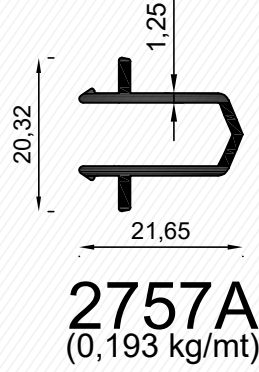
Sineklik Ray Profili - Fly Screen Rail Profile



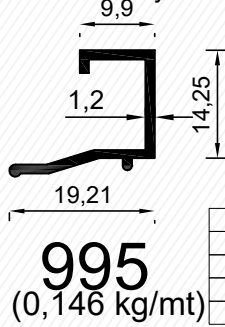
Sineklik Kanat Profili - Fly Screen Sash Profile



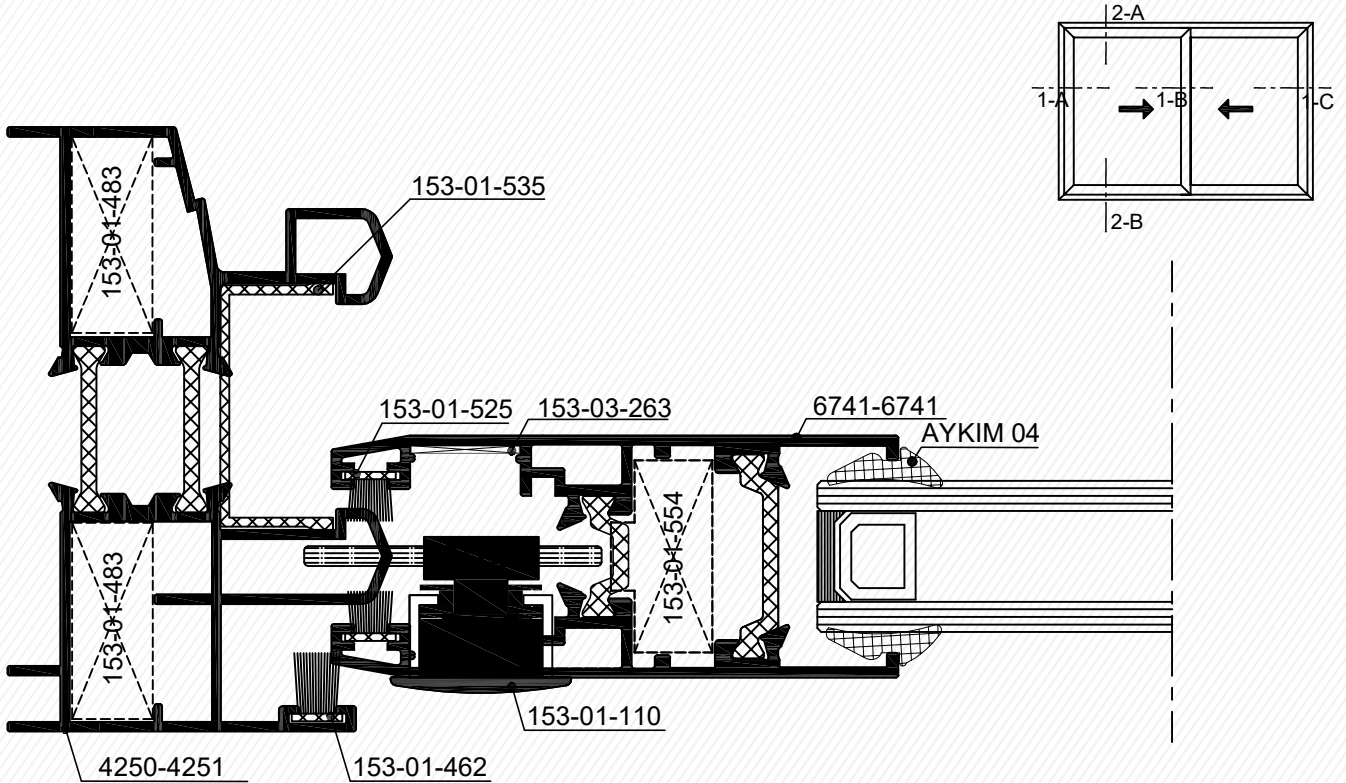
Sineklik Orta Adaptor - Fly Screen Rail Profile



Sineklik Çıta Profili - Fly Screen Beat Profile



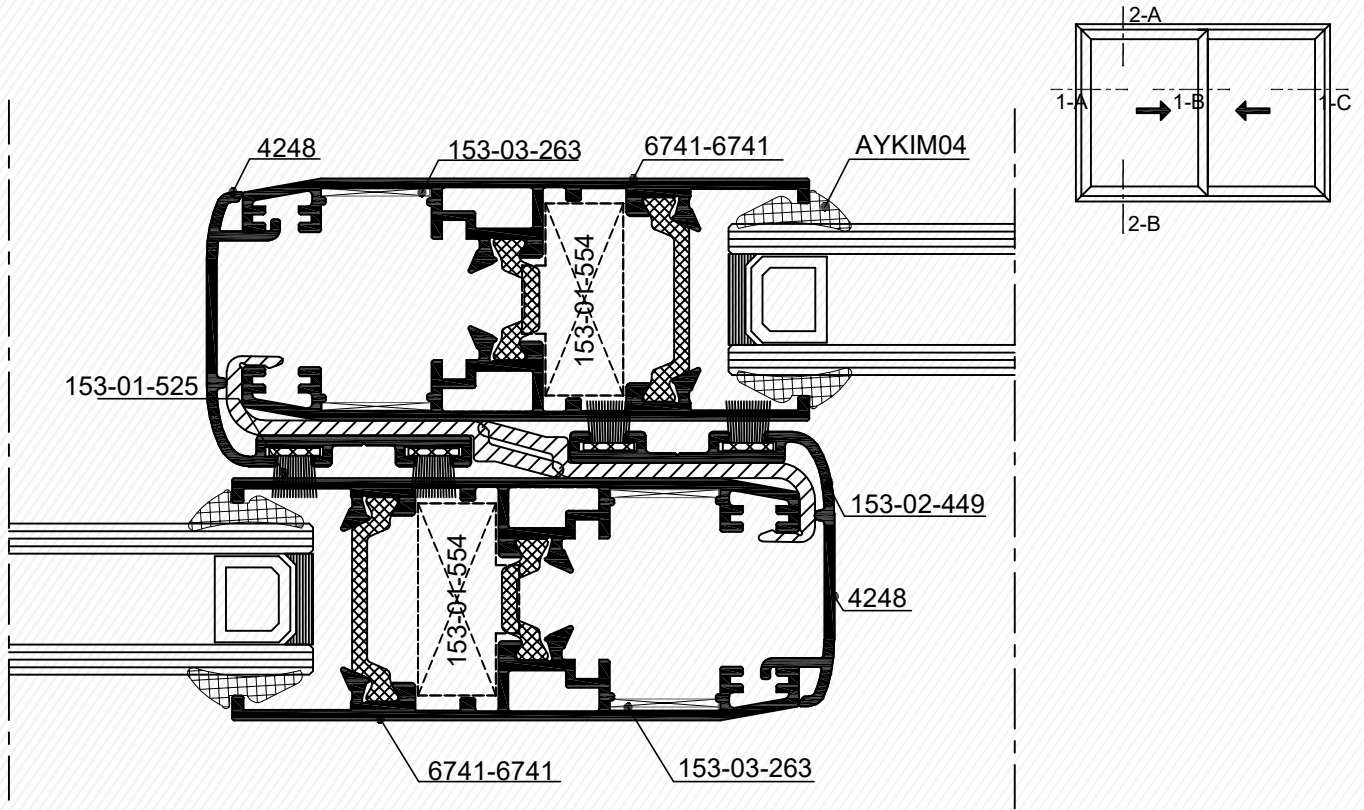
Kod	Et Kalın.	Ürün Adı	Ağırlığı	Köşe Takozu
2756	1,25 mm	Sineklik Ray Profili	0,411 kg/mt	----
2757 A	1,25 mm	Sineklik Adaptor Pr.	0,193 kg/mt	----
996	1,25 mm	Sineklik Kanat Profili	0,577 kg/mt	153-01-551
995	1,5 mm	Sineklik Çıta Profili	0,146 kg/mt	----



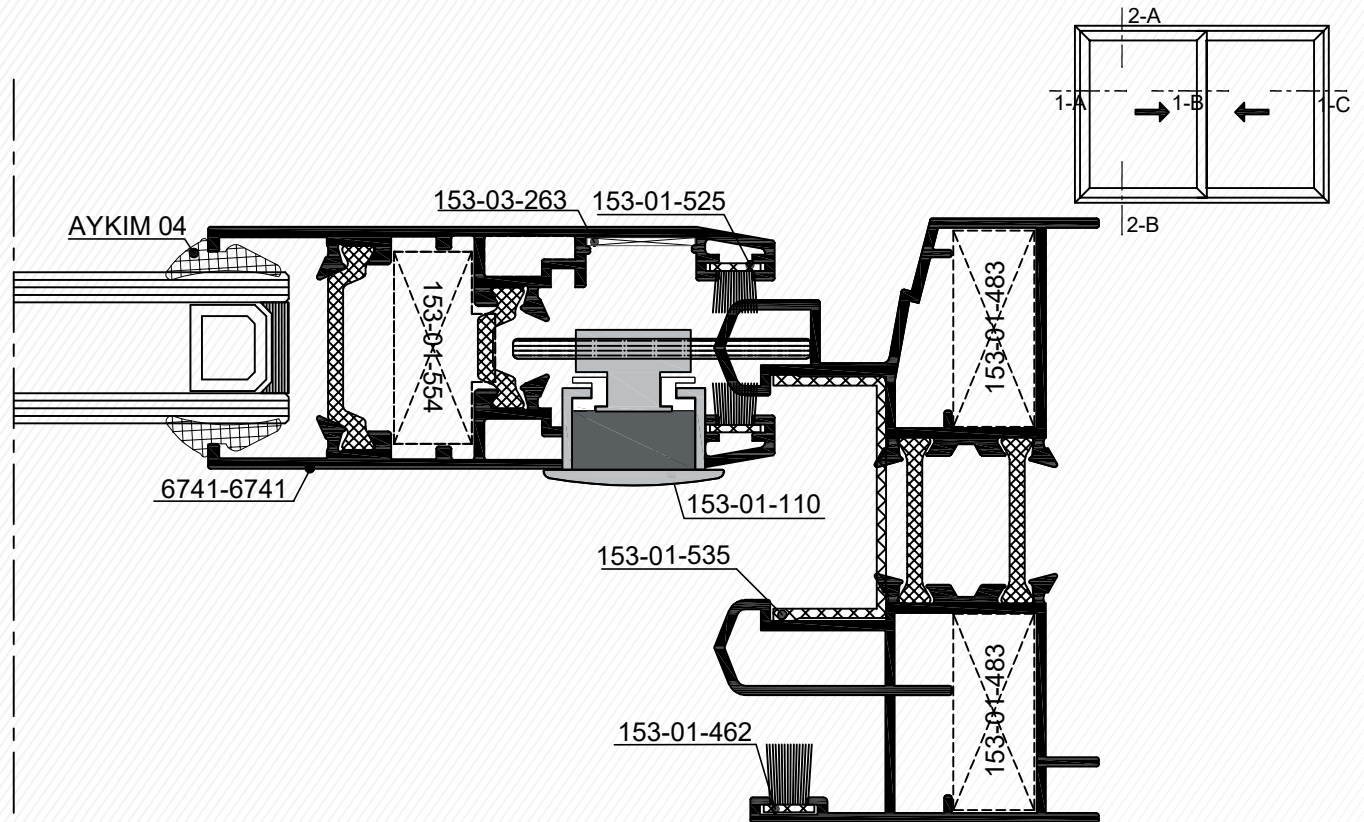
1-A DETAYI  
DETAIL

Ölçek: 1:1 / Scale: 1:1

## Detaylar / Details

1-B DETAYI  
DETAIL

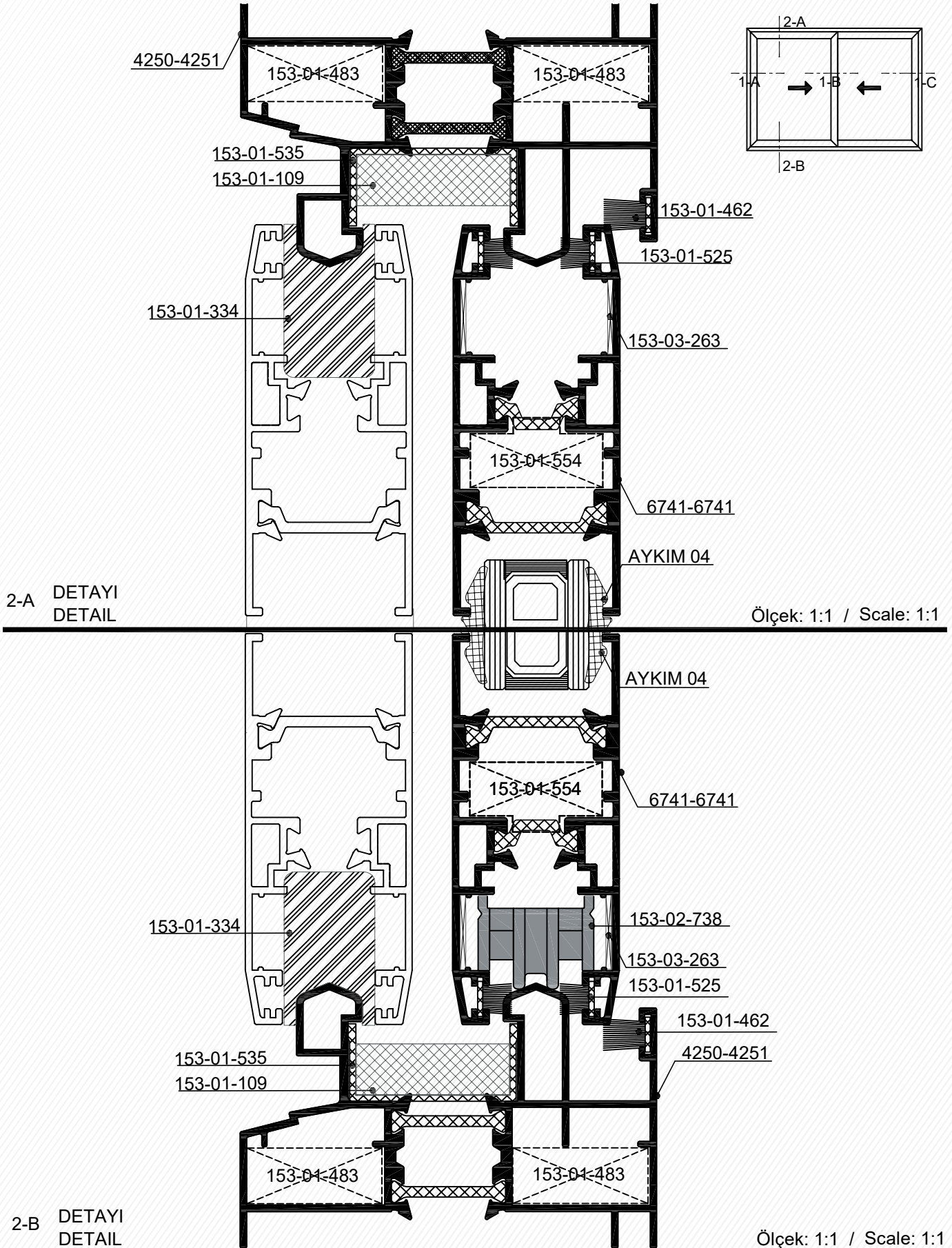
Ölçek: 1:1 / Scale: 1:1

1-C DETAYI  
DETAIL

Ölçek: 1:1 / Scale: 1:1

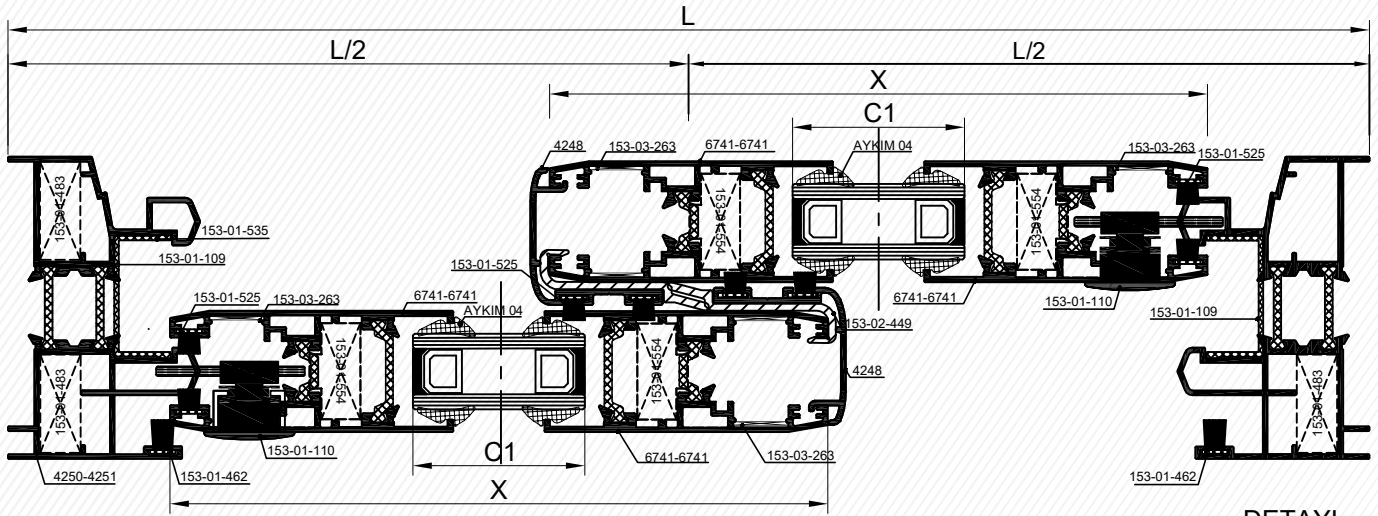
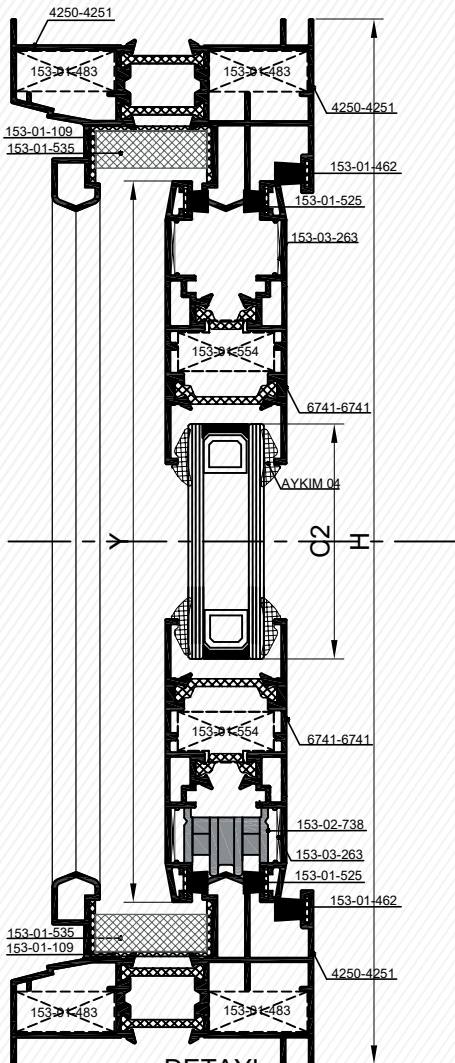


Detaylar / Details





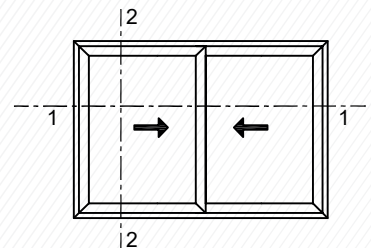
## Detaylar / Details

1-1 DETAYI  
DETAIL2-2 DETAYI  
DETAIL

Kesim ölçüsü - cam ölçüsü vb. sorumluluğu tarafımıza ait değildir.

Kasa Genişlik Frame Width	4250/4251			2 Ad. 2 Pcs.	L
Kasa Yükseklik Frame Height	4250/4251			2 Ad. 2 Pcs.	H
Kanat Genişlik Sash Width	6741-6741			4 Ad. 4 Pcs.	$X = L/2 - 6,10$
Kanat Yükseklik Sash Height	6741-6741			4 Ad. 4 Pcs.	$Y = H - 85,65$
Adaptör Profili Yükseklik Adapter Profile Height	4248			2 Ad. 2 Pcs.	$Y = H - 85,65$
Kanat Cam Genişlik Glazing Sash Width				2 Ad. 2 Pcs.	$C1 = L/2 - 135$
Kanat Cam Yükseklik Glazing Sash Height				2 Ad. 2 Pcs.	$C2 = H - 215$

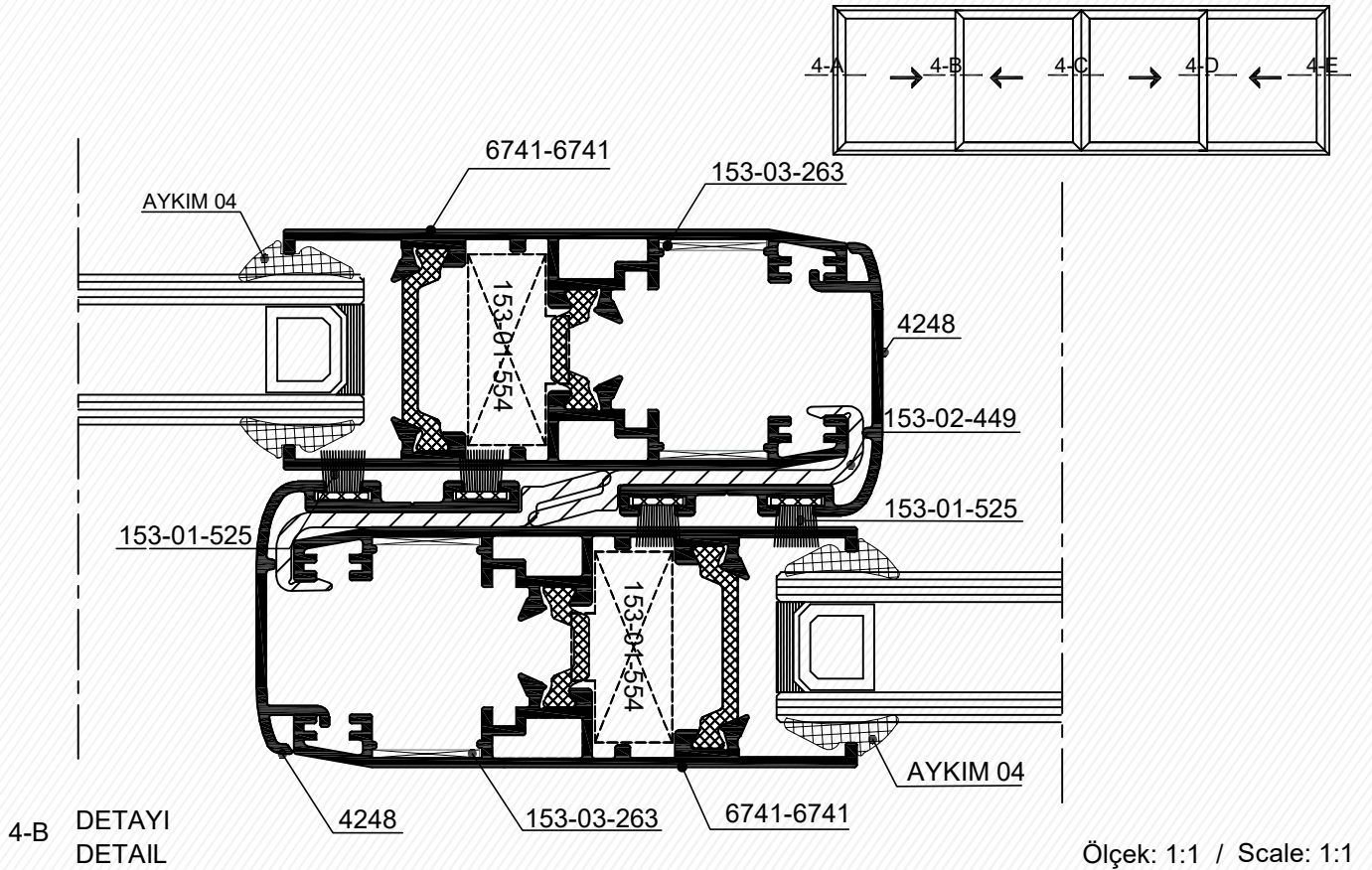
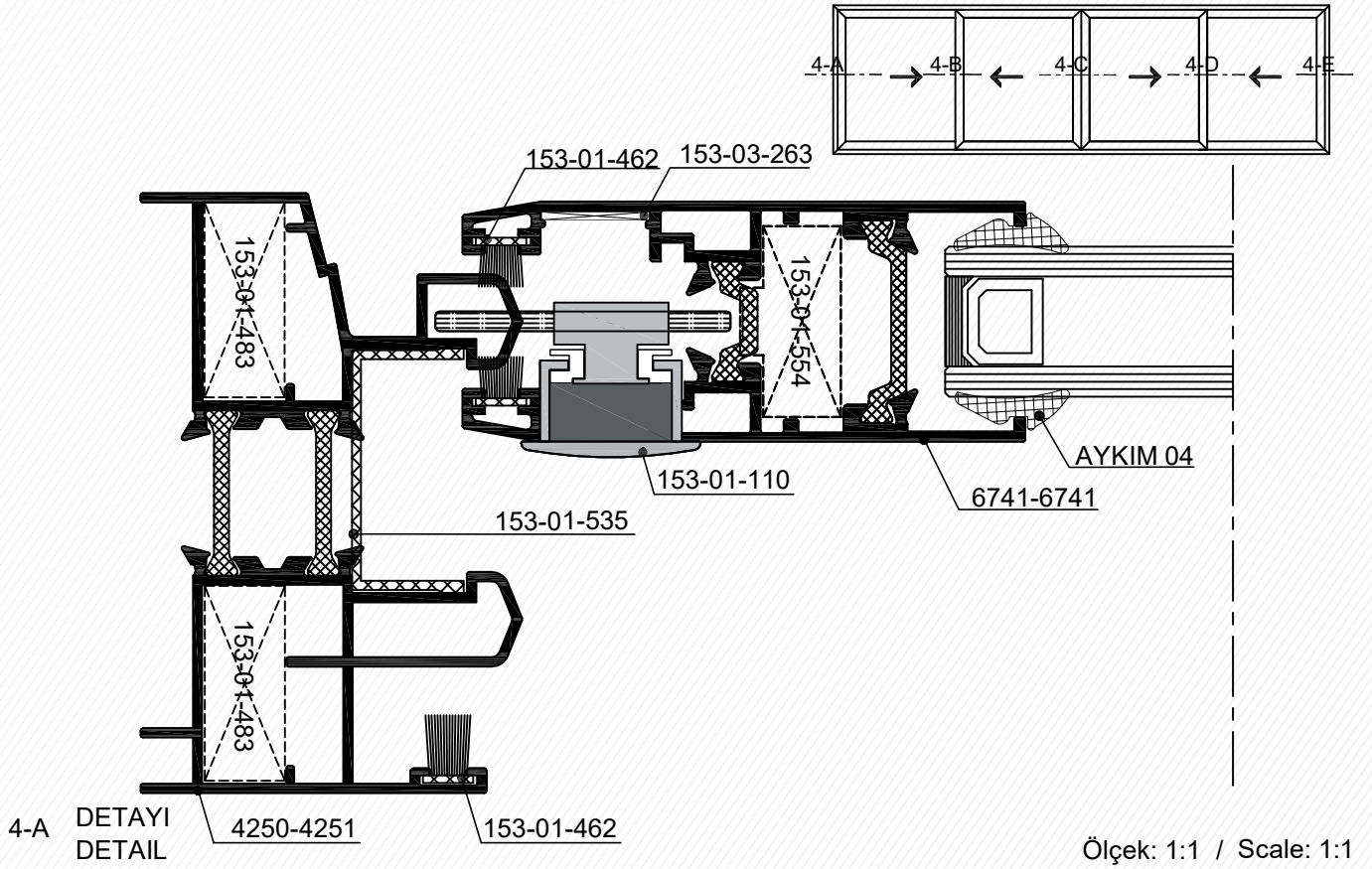
	153-01-483 Vidalı Köşe Bağ. Takozu Screwed Corner Cleat	8 Ad. 8 Pcs.		153-01-109 Tozluk Brush With Sticky Back	2 Ad. 2 Pcs.
	153-01-554 Vidalı Köşe Bağ. Takozu Screwed Corner Cleat	8 Ad. 8 Pcs.		153-01-525 550'lik Kıl Fıtlı Brush Roving	8H+4L
	153-03-263 Kanat Köşe Gönye Alignment Joint Corner	16 Ad. 16 Pcs.		153-01-672 Fırça Fıtlı Brush Pile Seal	2L+2H
	153-01-535 Kanal "U" Plastiği Plastic Cover For Frame	2Ad. 2 Pcs. L-57 2Ad. 2 Pcs. H-57		AYKIM 04 Cam Fıtlı Gasket	8C1+8C2
	153-02-449 Kanat Kenetleme Plastiği Plastic Sash Lock Adapter	2 Ad. 2 Pcs. $X = H - 85,70$			
	153-01-334 Adaptör Kap. Alt&Üst Adapter End Cap Bottom&Top	4Ad. 4 Pcs.			
	153-02-738 Rulman Roller	4Ad. 4 Pcs.			
	153-01-108 Stoplama Stoper	4 Ad. 4 Pcs.			



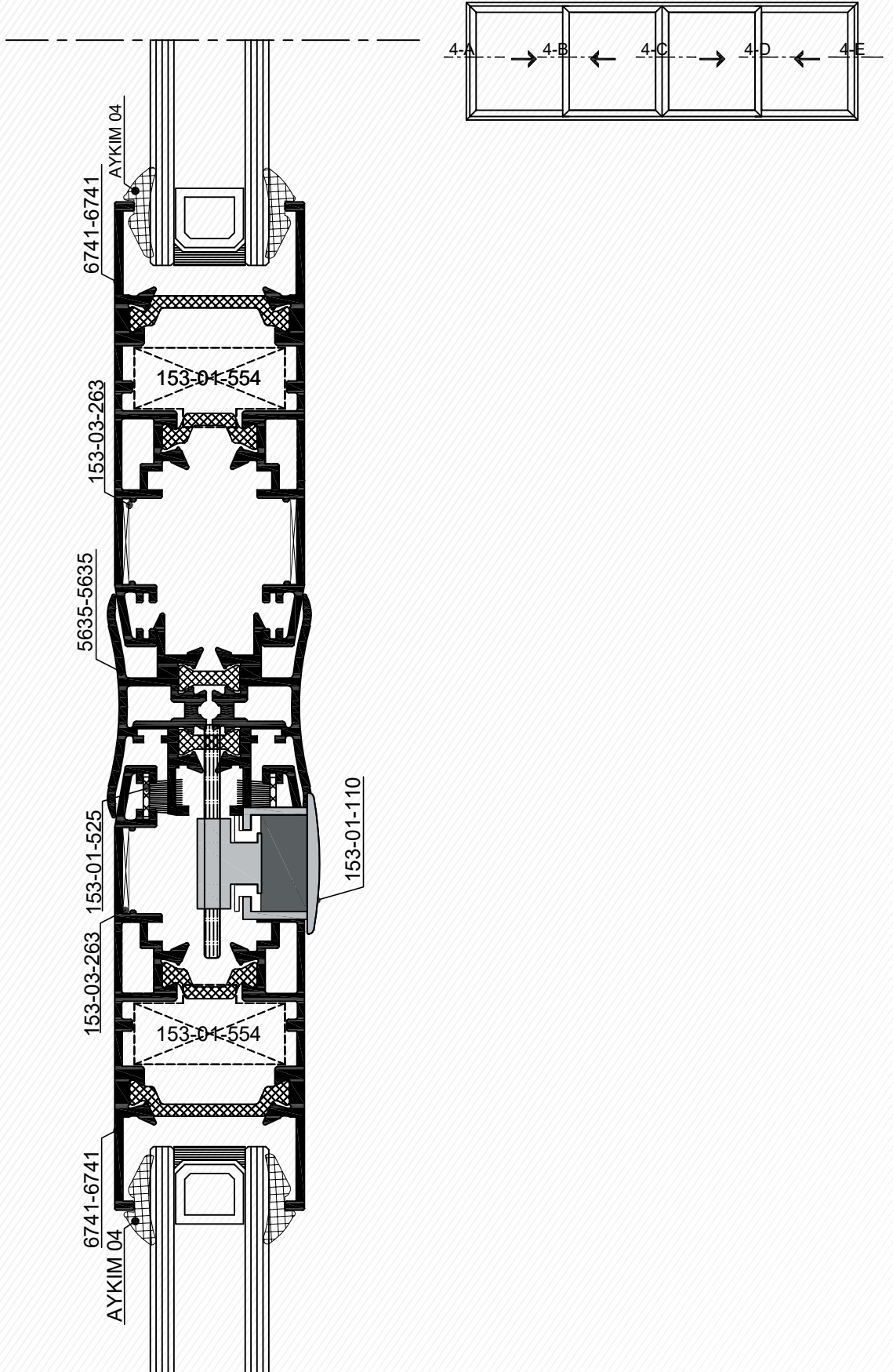
Ölçek: 1:2 / Scale: 1:2



Detaylar / Details



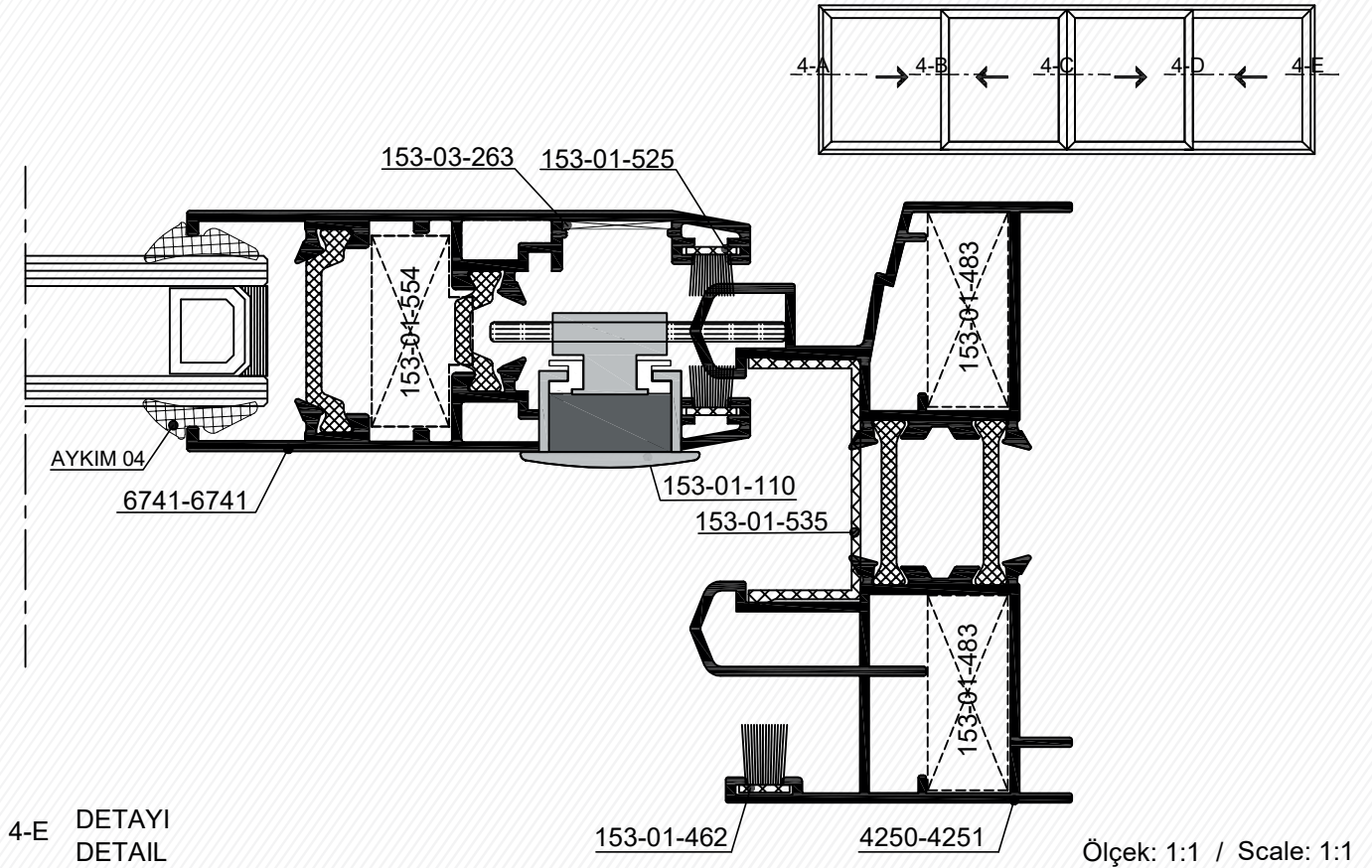
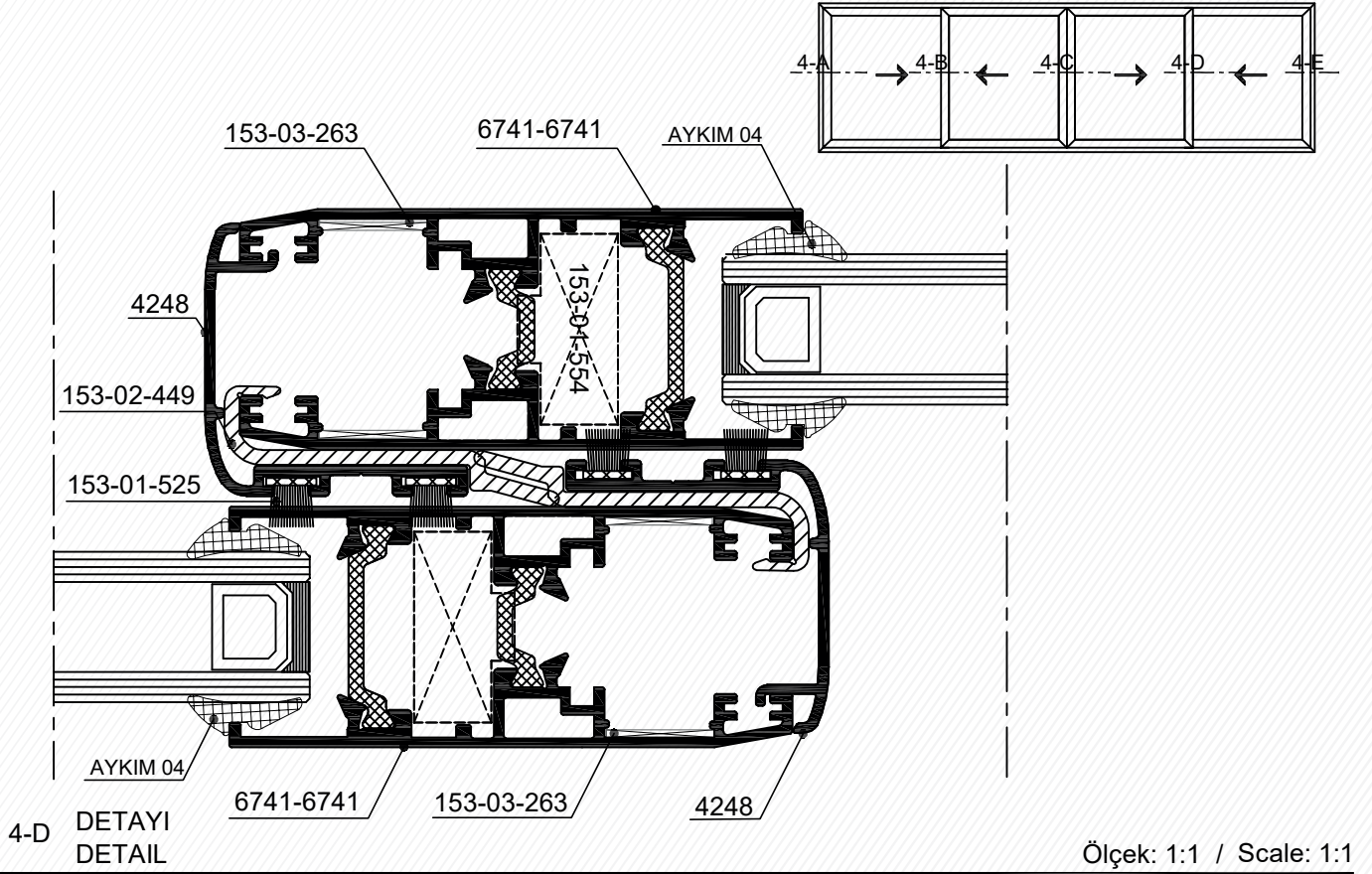
## Detaylar / Details

4-C DETAYI  
DETAIL

Ölçek: 1:1 / Scale: 1:1

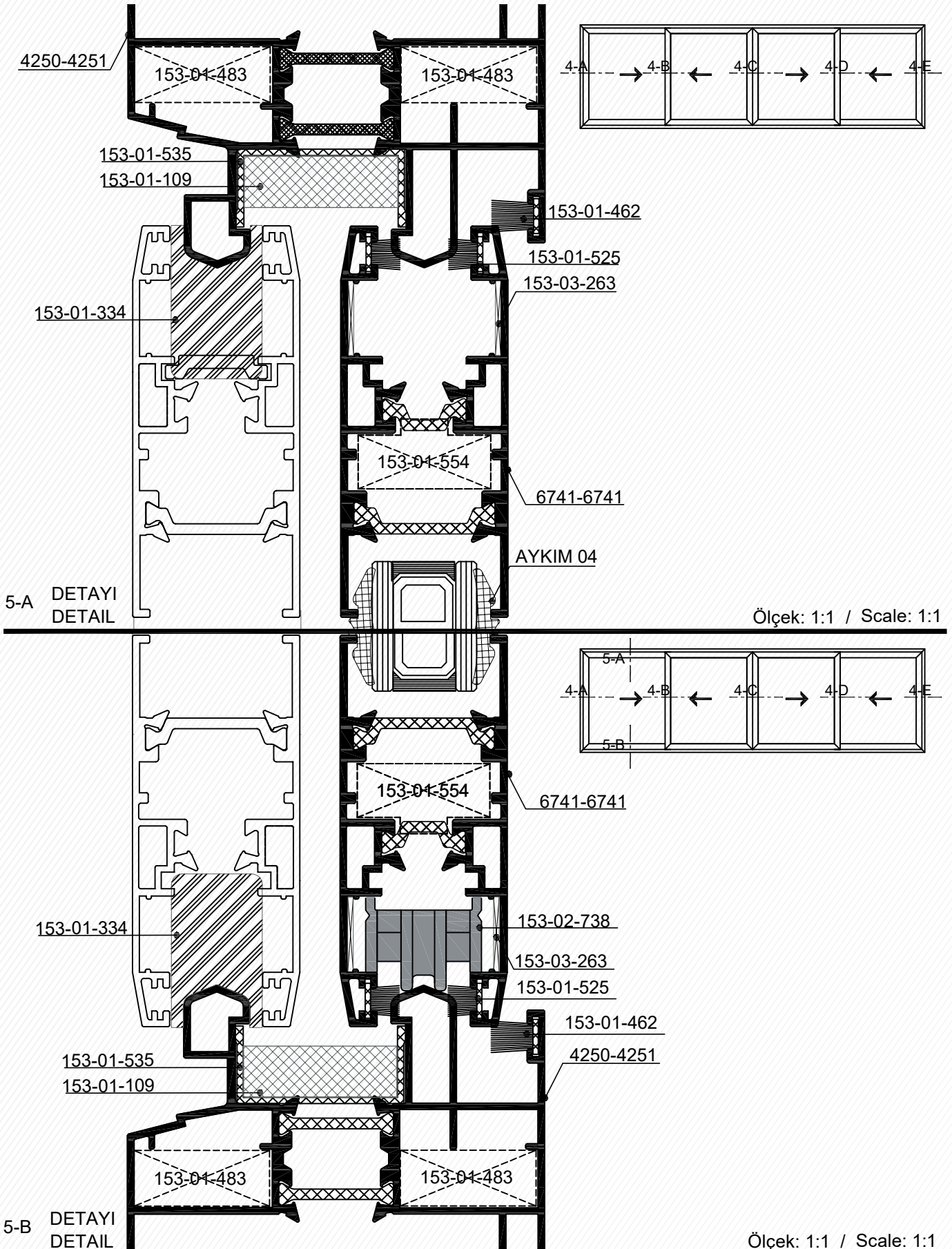


Detaylar / Details



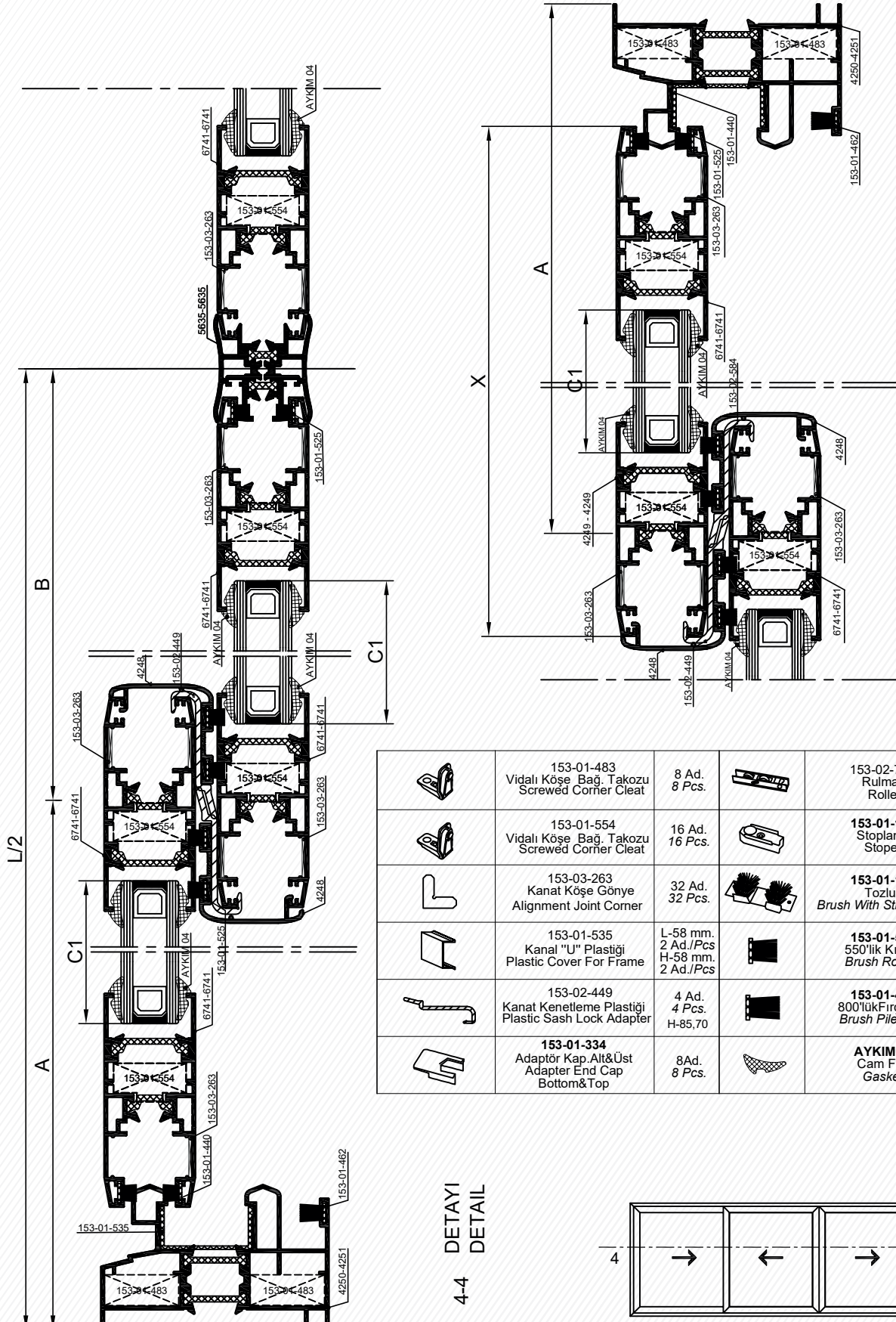


## Detaylar / Details



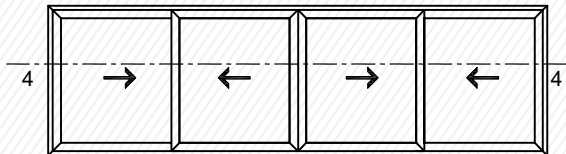


Detaylar / Details



	153-01-483 Vidalı Köşe Bağ. Takozu Screwed Corner Cleat	8 Ad. 8 Pcs.		153-02-738 Rulman Roller	8Ad. 8 Pcs.
	153-01-554 Vidalı Köşe Bağ. Takozu Screwed Corner Cleat	16 Ad. 16 Pcs.		153-01-108 Stoplama Stoper	4 Ad. 4 Pcs.
	153-03-263 Kanat Köşe Gönye Alignment Joint Corner	32 Ad. 32 Pcs.		153-01-109 TozluK Brush With Sticky Back	4 Ad. 4 Pcs.
	153-01-535 Kanat "U" Plastiği Plastic Cover For Frame	L-58 mm. 2 Ad./Pcs H-58 mm. 2 Ad./Pcs		153-01-525 550'lik Kıl Fitol Brush Roving	8L+14H
	153-02-449 Kanat Kenetleme Plastiği Plastic Sash Lock Adapter	4 Ad. 4 Pcs. H-85,70		153-01-462 800'lükFırça Fitol Brush Pile Seal	2L+2H
	153-01-334 Adaptör Kap. Alt&Üst Adapter End Cap Bottom&Top	8Ad. 8 Pcs.		AYKIM 04 Cam Fitolü Gasket	8C1+8C2

4-4 DETAYI  
DETAIL

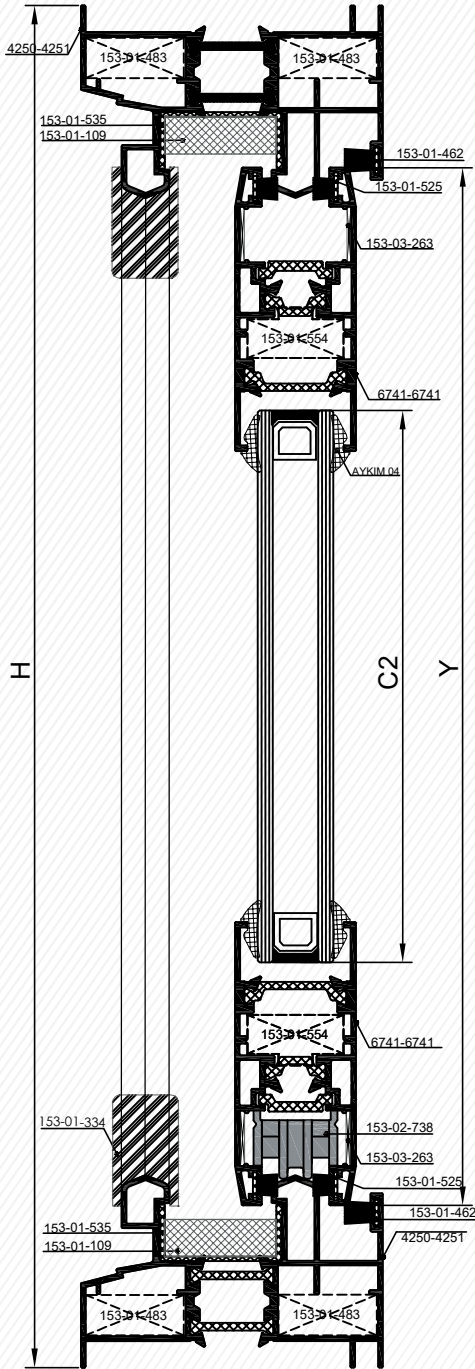


Kesim ölçüsü - cam ölçüsü vb. sorumluluğu tarafımıza ait değildir.

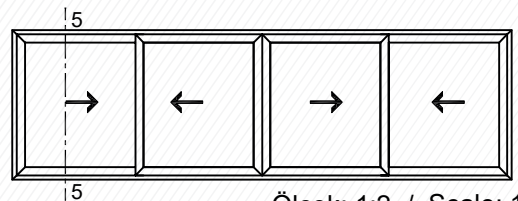
Ölçek: 1:2 / Scale: 1:2



## Detaylar / Details

5-5 DETAYI  
DETAIL

Kasa Genişlik Frame Width	4250/4251			2 Ad. 2 Pcs.	L
Kasa Yükseklik Frame Height	4250/4251			2 Ad. 2 Pcs.	H
Kanat Genişlik Sash Width	6741-6741			8 Ad. 8 Pcs.	X= A-8
Kanat Yükseklik Sash Height	6741-6741			8 Ad. 8 Pcs.	Y= H-85,70
Adaptör Profili Yükseklik Adapter Profile Height	4248			4 Ad. 4 Pcs.	Y= H-85,70
Orta Adaptör Profili Yükseklik Middle Adapter Profile Height	5635/5635			1 Ad. 1 Pcs.	Y= H-85,70
Kanat Cam Genişlik Glazing Sash Width				4 Ad. 4 Pcs.	C1=A-138
Kanat Cam Yükseklik Glazing Sash Height				4 Ad. 4 Pcs.	C2=H-215

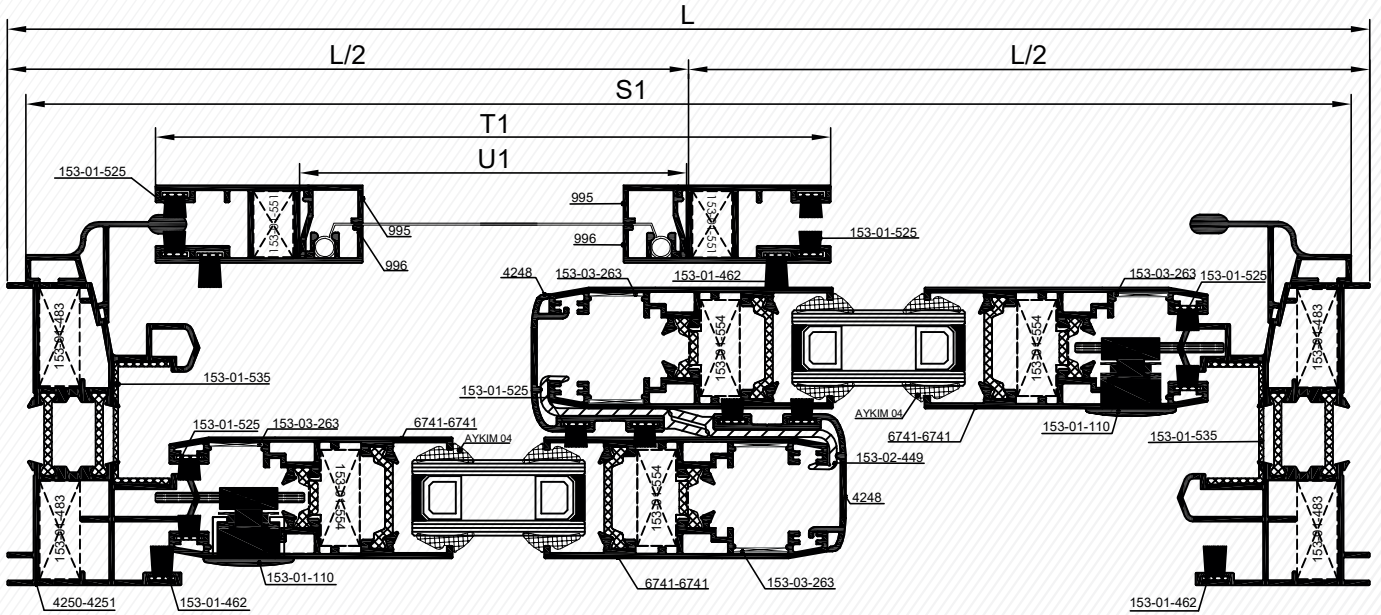


Kesim ölçüsü - cam ölçüsü vb. sorumluluğu tarafımıza ait değildir.

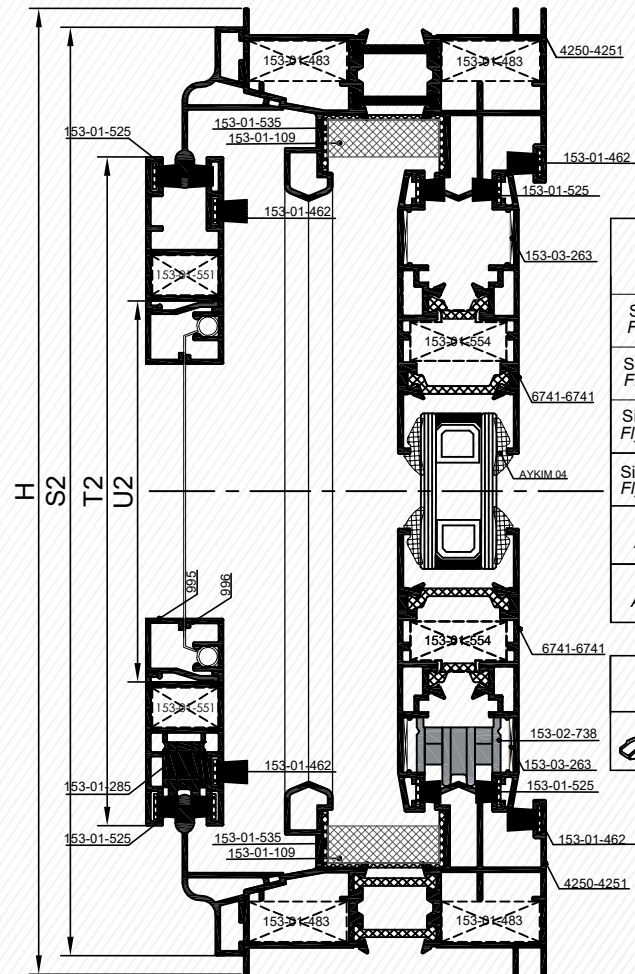
Ölçek: 1:2 / Scale: 1:2



Detaylar / Details



6-6 DETAYI  
DETAIL

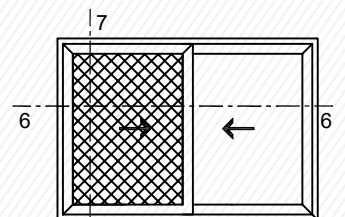


	Sineklik Ray Genişlik Fly Screen Rail Width	2756		Sineklik Ray Yükseklik Fly Screen Rail Height	2756
	Sineklik Kanat Genişlik Fly Screen Sash Width	996		Sineklik Kanat Yükseklik Fly Screen Sash Height	996
	Çıta Profili Genişlik Adapter Profile Width	995		Çıta Profili Yükseklik Adapter Profile Height	995

	153-01-285 Sineklik Rulman Fly Screen Roller	2 Ad. 2 Pcs.		153-01-525 550'lik Kıl Fitol Brush Roving	4L+4H
	153-01-551 Sineklik Köşe Takozu Joint Corner For Fly Screen	4 Ad. 4 Pcs.		153-01-462 800'lük Kıl Fitol Brush Roving	2L+2H

7-7 DETAYI  
DETAIL

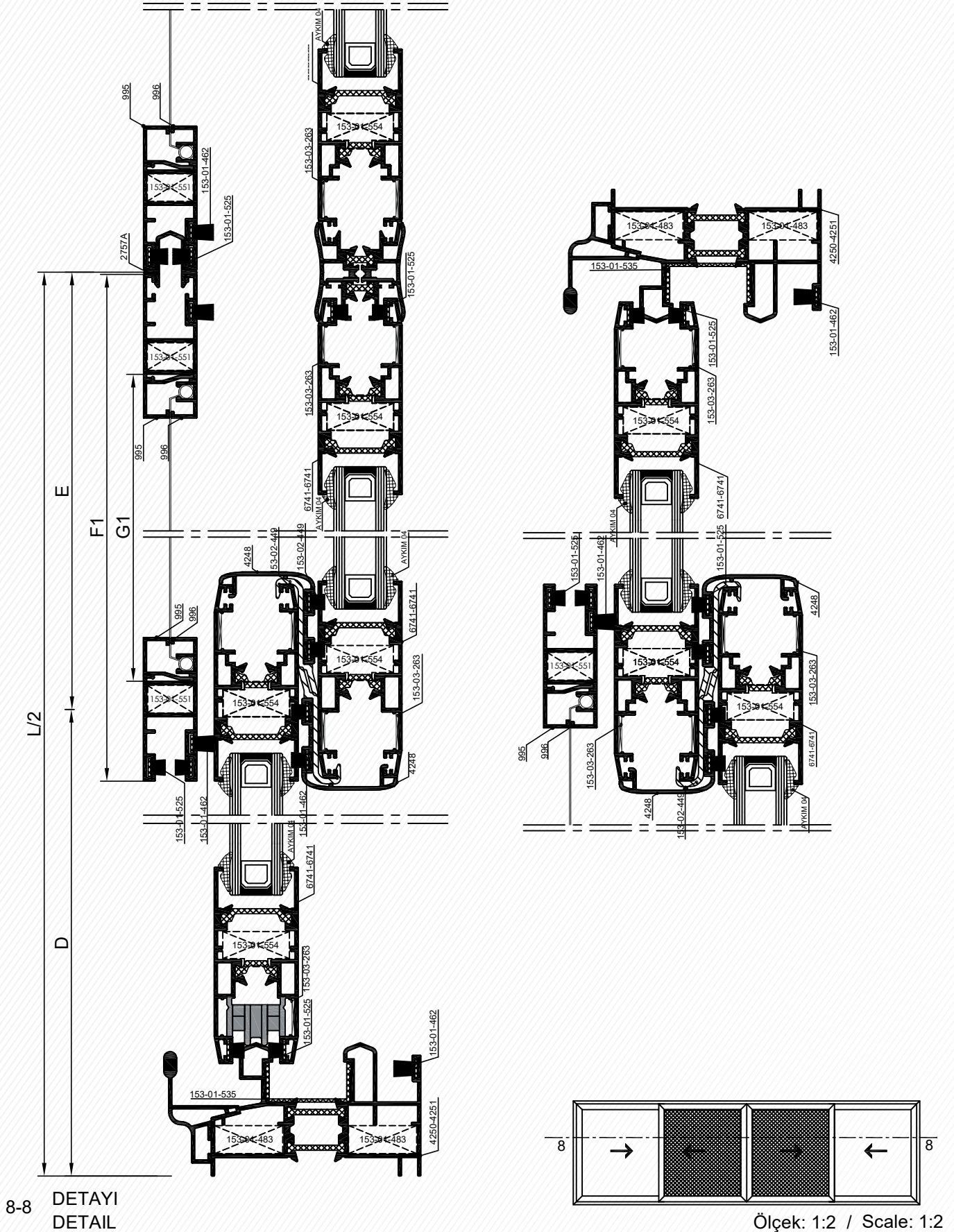
Kesim ölçüsü - cam ölçüsü vb. sorumluluğu tarafımıza ait değildir.



Ölçek: 1:2 / Scale: 1:2

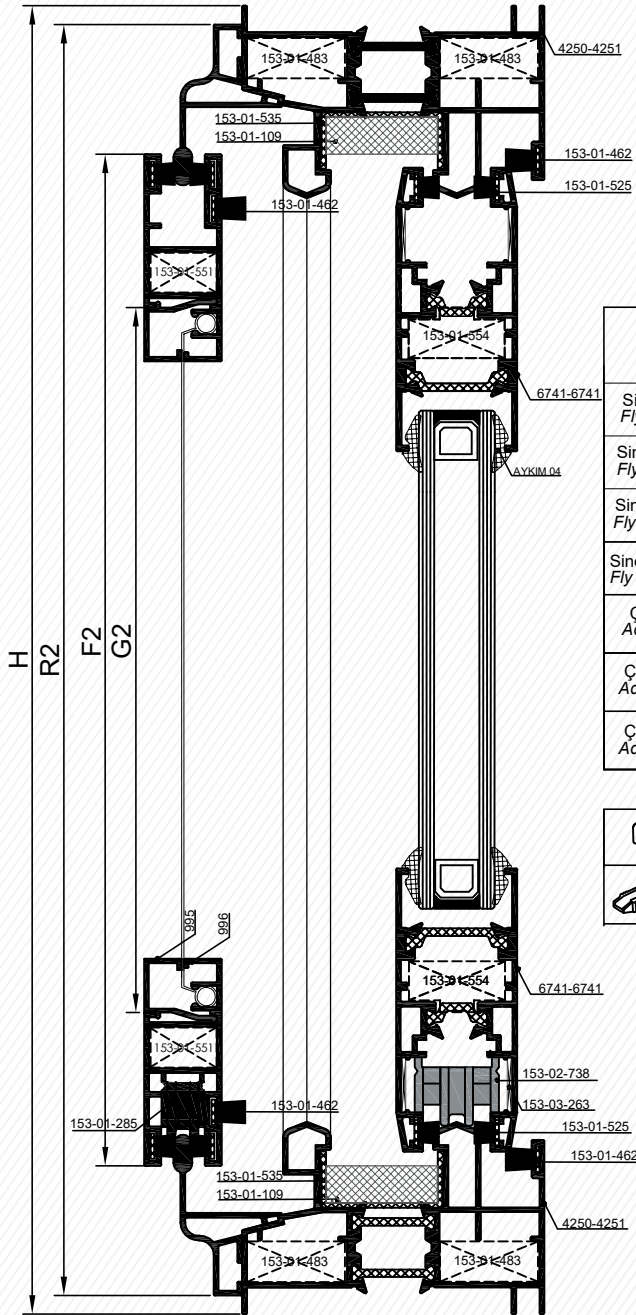










## Detaylar / Details









Detaylar / Details

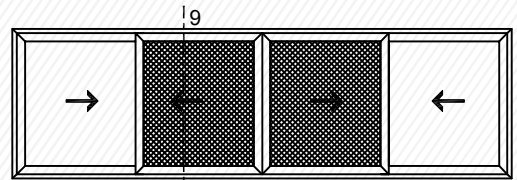


	Sineklik Ray Genişlik Fly Screen Rail Width	2756		2 Ad. 2 Pcs.	R1=L-10
	Sineklik Ray Yükseklik Fly Screen Rail Height	2756		2 Ad. 2 Pcs.	R2=H-10
	Sineklik Kanat Genişlik Fly Screen Sash Width	996		4 Ad. 4 Pcs.	F1= L/2-241
	Sineklik Kanat Yükseklik Fly Screen Sash Height	996		4 Ad. 4 Pcs.	F2= H-79
	Çıta Profili Genişlik Adapter Profile Width	995		4 Ad. 4 Pcs.	G1= L/2-322
	Çıta Profili Yükseklik Adapter Profile Height	995		4 Ad. 4 Pcs.	G2= H-160
	Çıta Profili Yükseklik Adapter Profile Height	2757A		1 Ad. 1 Pcs.	FS1= H-79

	153-01-285 Sineklik Rulman Fly Screen Roller	4 Ad. 4 Pcs.		153-01-525 550'lik Kıl Fıtil Brush Roving	4L+6H
	153-01-551 Sineklik Köşe Takozu Joint Corner For Fly Screen	8 Ad. 8 Pcs.		153-01-462 800'lük Kıl Fıtil Brush Roving	2L+4H


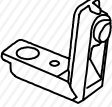


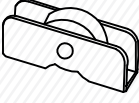
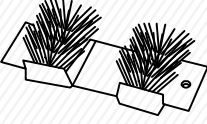


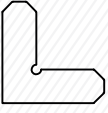
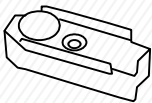
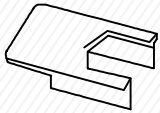
9-9 DETAYI  
DETAIL

Kesim ölçüsü - cam ölçüsü vb. sorumluluğu tarafımıza ait değildir.



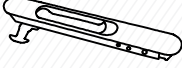
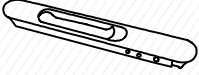

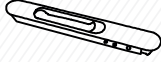



Ölçek: 1:2 / Scale: 1:2

## Aksesuarlar / Accessories

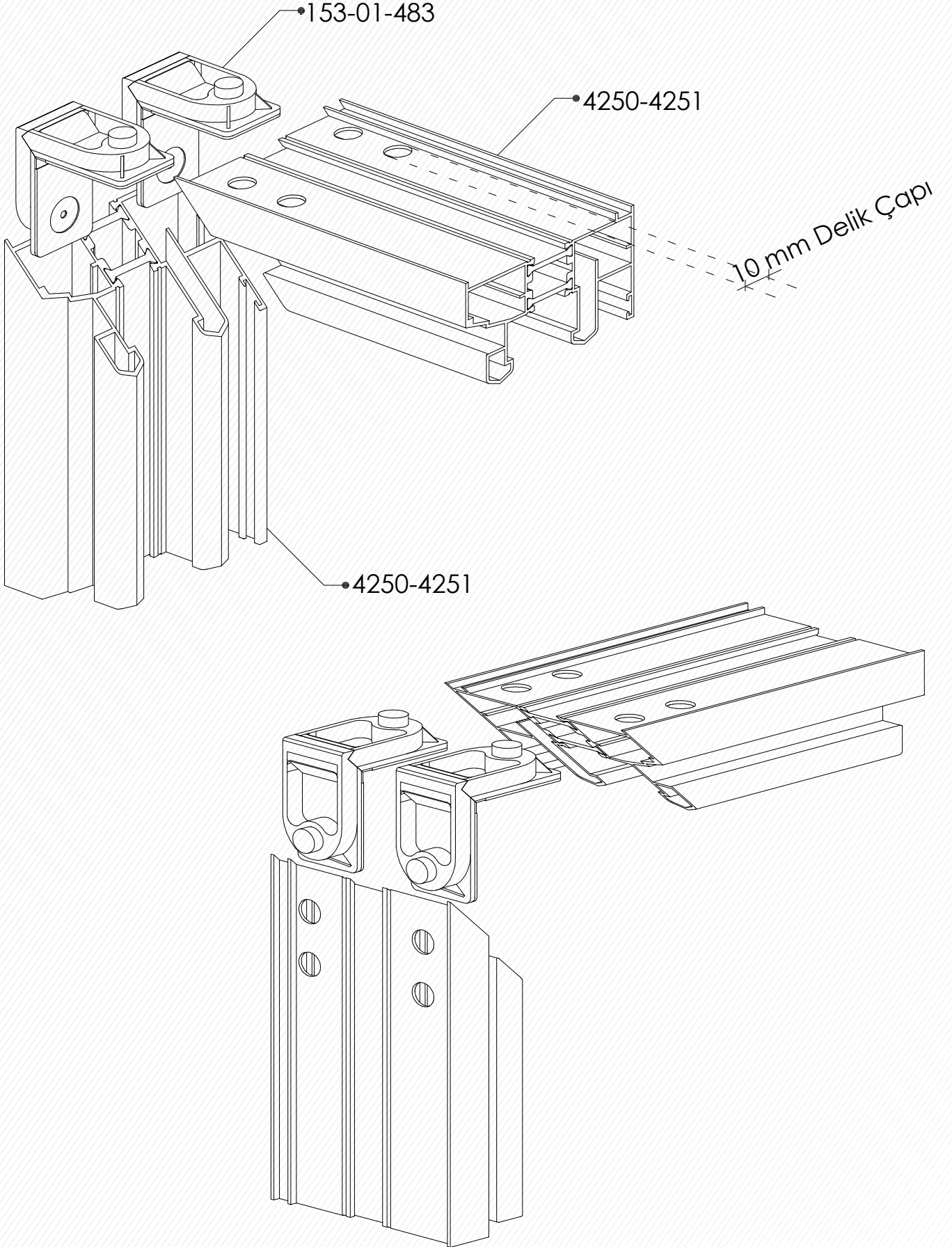
Ürün Çizimi Drawing	Ürün Kodu Product No	Ürün Adı Product Name	Kullanıldığı Profiller Profiles Used
	153-01-554	Kanat Köşe Takozu Joint Corner for Sash	4249-4249 6741-6741
	153-01-483	Kasa Köşe Takozu Joint Corner for Frame	4250-4251
	153-01-091	Rulman Roller	4249-4249
	153-02-738	Rulman Roller	6741-6741
	153-01-285	Sineklik Rulman Fly Screen Roller	996
	153-01-109	Tozluk Brush with Sticky Back	4250-4251
	153-01-535	"U" Kanal Plastiği Plastic Cover For Frame	4250-4251
	153-02-449	Kenet Plastiği Plastic Sash Lock Adapter	4248
	153-03-263	Kanat Köşe Gönye Alignment Joint Corner	4249-4249 6741-6741
	153-01-108	Sürme Stoplama Stoper	4249-4249 6741-6741
	153-01-334	Adaptör Kap.Alt&Üst Adapter End Cap Bottom&Top	4248



**Aksesuarlar / Accessories**

Ürün Çizimi Drawing	Ürün Kodu Product No	Ürün Adı Product Name	Kullanıldığı Profiller Profiles Used
	153-02-351 153-01-135 153-01-146	<b>Multi Kilit (KAPI)</b> <b>Locker for Sliding Doors</b> 02-351 Gümüş 01-135 Siyah 01-146 Beyaz 02-351 Silver 01-135 Black 01-146 White	4249-4249 6741-6741
	153-02-352 153-02-085 153-01-159	<b>Multi Havuz Kol (KAPI)</b> <b>Locker for Sliding Doors</b> 02-352 Gümüş 02-085 Siyah 01-159 Beyaz 02-352 Silver 02-085 Black 01-159 White	4249-4249 6741-6741
	153-01-110 153-01-111 153-01-112	<b>Oval Sürme Kilit (Pencere)</b> <b>Locker for Sliding Windows</b> 110-Gümüş 111-Siyah 112-Beyaz 110-Silver 111-Black 112-White	4249-4249 6741-6741
	153-02-406 153-02-407 153-02-408	<b>Oval Sürme Havuz Kol (Pencere)</b> <b>Locker for Sliding Windows</b> 406-Gümüş 407-Renkli 408-Beyaz 406-Silver 407-Color 408-White	4249-4249 6741-6741
	153-01-525	550'lik Kıl Fitol Brush Roving	----
	153-01-462	800'lük Kıl Fitol Brush Roving	----
	AYKİM-04	Cam Fitili 3mm 63gr/m Gasket	4249-4249 6741-6741

**Aksonometri / Axometry**





**Aksonometri / Axometry**

