

ALKOR

ALUMINUM



YALITIMSIZ KAPI & PENCERE SİSTEMLERİ

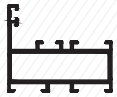
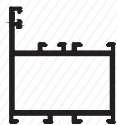
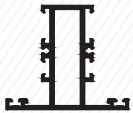
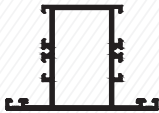

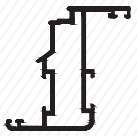
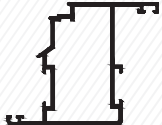
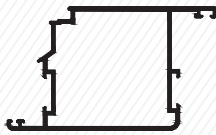
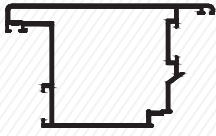


UNINSULATED DOOR AND WINDOW SYSTEMS

- **ALDOKS / ALDOKS**
- **ALTEMA / ALTEMA**
- **ALK 60 / ALK 60**
- **ALK 5500 / ALK 5500**
- **ALK 45 / ALK 45**








ALK 5500
ALK 5500



İçindekiler / Contents

Profil Profile	Profil Kodu Profile No	Ağırlık (kg/m.) Weight (kg/m.)	X mm.	Y mm.	J _x cm ⁴	J _y cm ⁴
	3926 Kasa Profili Frame Profile	1,074	55 mm.	46 mm.	15,05	4,44
	3852 Kasa Profili Frame Profile	1,223	55 mm.	61 mm.	20,16	11,62
	3927 Orta Kayıt Profili Middle Transom Pr.	1,245	55 mm.	64,6 mm.	16,68	8,36
	3860 Orta Kayıt Profili Middle Transom Pr.	1,391	55 mm.	80 mm.	20,88	19,14
	3854 Orta Kayıt Profili Middle Transom Pr.	1,962	55 mm.	135,5 mm.	113,72	36,09
	3933 Kanat Profili Sash Profile	1,285	65 mm.	65 mm.	28,67	5,78
	3859 Kanat Profili Sash Profile	1,435	65 mm.	80 mm.	36,93	13,95
	3858 Kapı Kanat Profili Sash Profile	1,746	65 mm.	110 mm.	48,48	34,09
	3853 Dışa Açılım Kapı Kanat Profili Sash Profile	1,850	65 mm.	110 mm.	69,41	42,14
	3861 Baza Profili Kick Plate Profile	2,409	55 mm.	175 mm.	262,19	49,83
	3851 Adaptör Profili Adapter Profile	1,114	55 mm.	57 mm.	14,84	7,43

İçindekiler / Contents

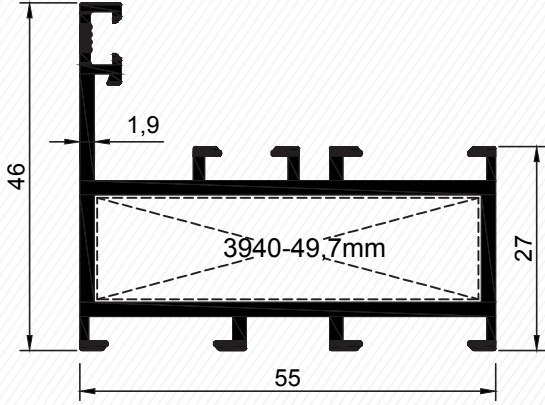
Profil Profile	Profil Kodu Profile Nr	Ağırlık (kg/m.) Weight (kg/m.)	X mm.	Y mm.	Jx cm ⁴	Jy cm ⁴
	3934 Adaptör Profili Adapter Profile	1,149	57 mm.	58,8 mm.	18,03	8,7
	3939 Adaptör Profili Adapter Profile	0,569	54,9 mm.	22,7 mm.	---	---
	3857 Adaptör Profili Adapter Profile	0,896	55 mm.	48,62 mm.	---	---
	1325 Tij Profili Rod Profile	0,125	19,5 mm.	4,3 mm.	---	---
	3868 Çita Profili Glazing Bead Pr.	0,348	38,2 mm.	22,31 mm.	---	---
	3869 Çita Profili Glazing Bead Pr.	0,281	22,5 mm.	22,7 mm.	---	---
	5139 Çita Profili Glazing Bead Pr.	0,245	18,51 mm.	22,72 mm.	---	---

Profiller / Profiles

Kasa Profili - Frame Profile

3926

1,074 kg/mt

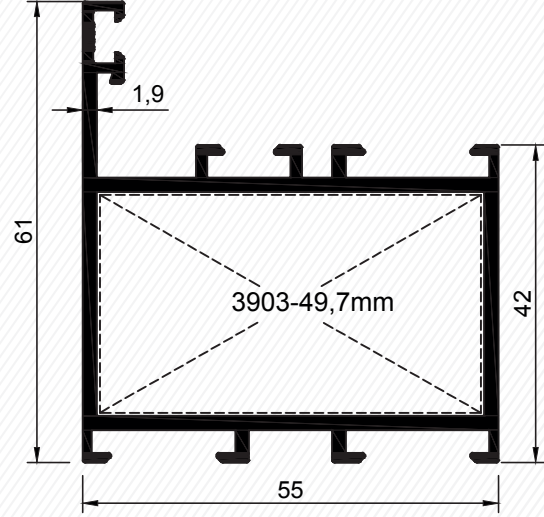


3926

Kasa Profili - Frame Profile

3852

1,223 kg/mt



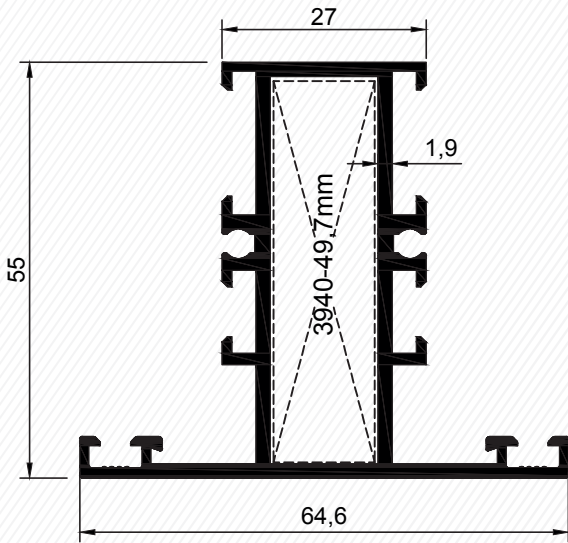
3852

Kod	Et Kalın.	Ürün Adı	Ağırlığı	Köşe Takozu
3926	1,9 mm	Kasa Profili	1,074 kg/mt	3940-49,7 mm
3852	1,9 mm	Kasa Profili	1,223 kg/mt	3903-49,7 mm

Orta Kayıt Profili - Middle Transom Profile

3927

1,245 kg/mt

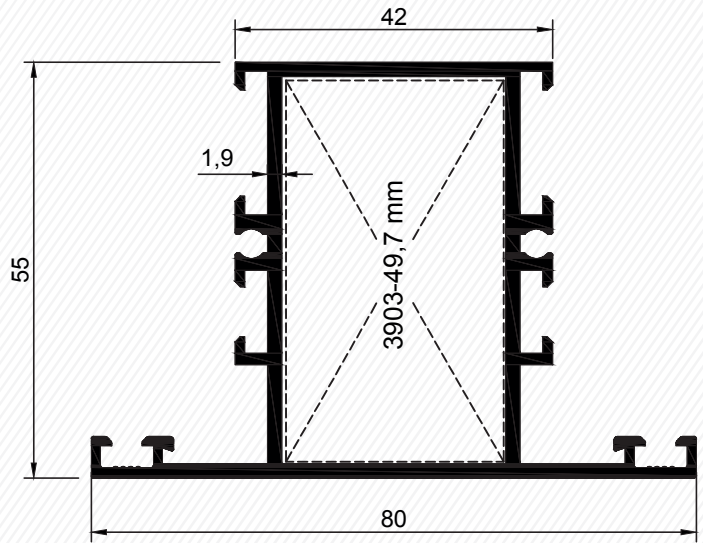


3927

Orta Kayıt Profili - Middle Transom Profile

3860

1,391 kg/mt



3860

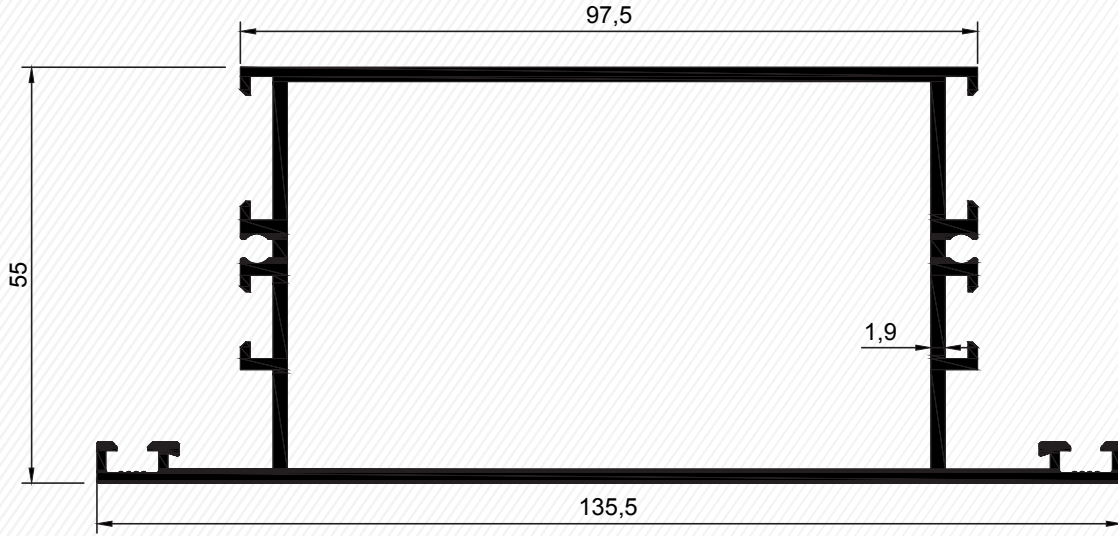
Kod	Et Kalın.	Ürün Adı	Ağırlığı	Köşe Takozu
3927	1,9 mm	T Profili	1,245 kg/mt	3940-49,7 mm
3860	1,9 mm	T Profili	1,391 kg/mt	3903-49,7 mm

Profiller / Profiles

Orta Kayıt Profili - Middle Transom Profile

3854

1,962 kg/mt



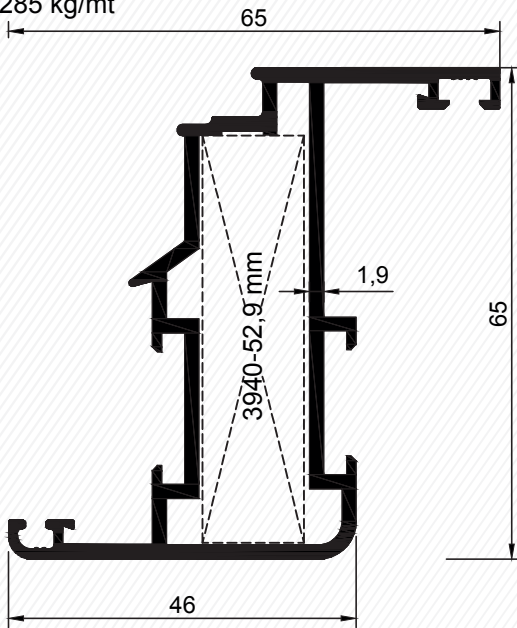
3854

Kod	Et Kalın.	Ürün Adı	Ağırlığı	Köşe Takozu
3854	1,9 mm	Geniş T Profili	1,962 kg/mt	5190-83,5 mm

Kanat Profili - Sash Profile

3933

1,285 kg/mt

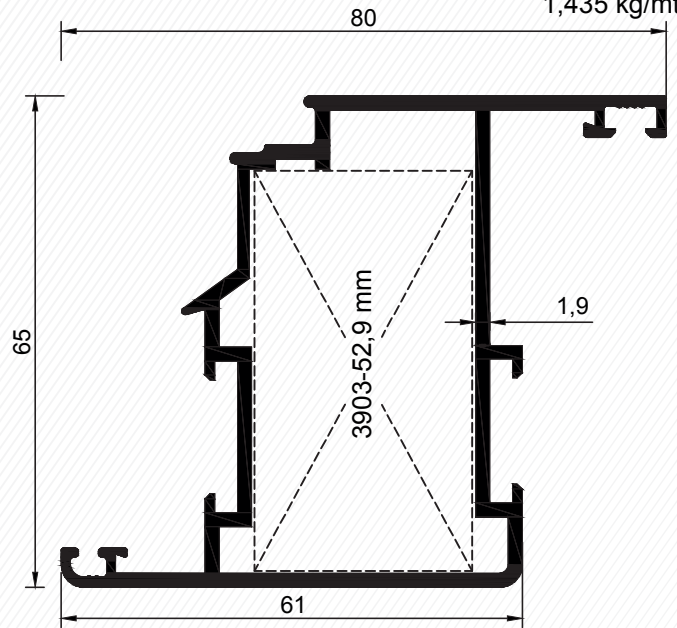


3933

Kanat Profili - Sash Profile

3859

1,435 kg/mt



3859

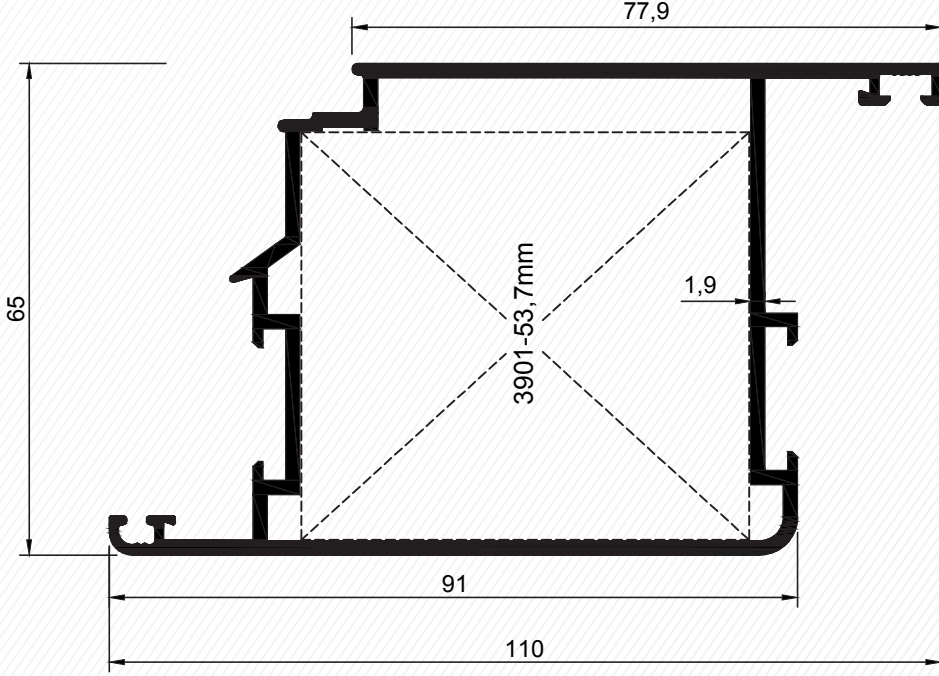
Kod	Et Kalın.	Ürün Adı	Ağırlığı	Köşe Takozu
3933	1,9 mm	Kanat Profili	1,285 kg/mt	3940-52,9 mm
3859	1,9 mm	Kanat Profili	1,435 kg/mt	3903-52,9 mm

Profiller / Profiles

Kapı Kanat Profili - Door Sash Profile

3858

1,746 kg/mt



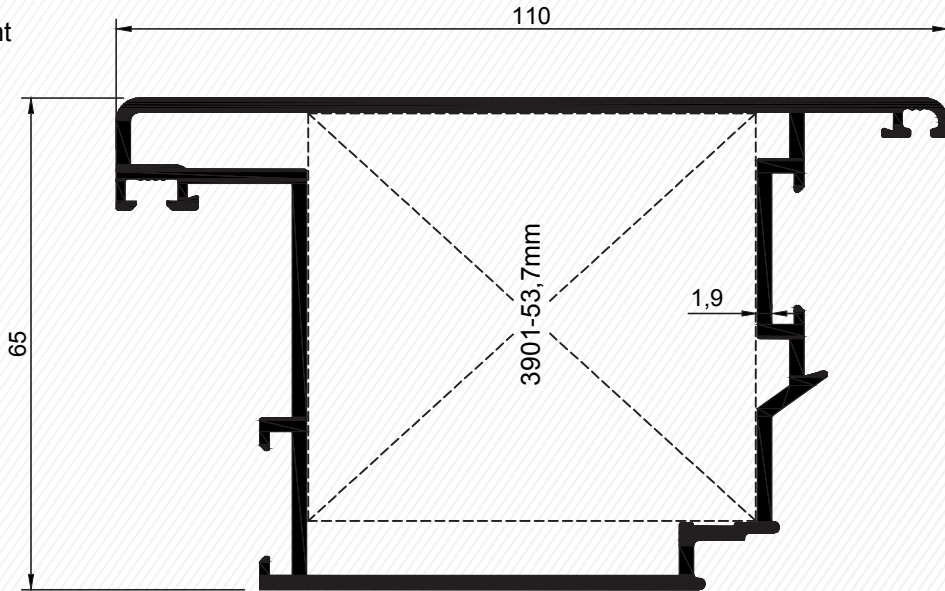
3858

Kod	Et Kalın.	Ürün Adı	Ağırlığı	Köşe Takozu
3858	1,9 mm	Kapı Kanat Profili	1,746 kg/mt	3901-53,7 mm

Dışa Açılım Kapı Kanat Profili - Outwards Opening Door Sash Profile

3853

1,850 kg/mt



3853

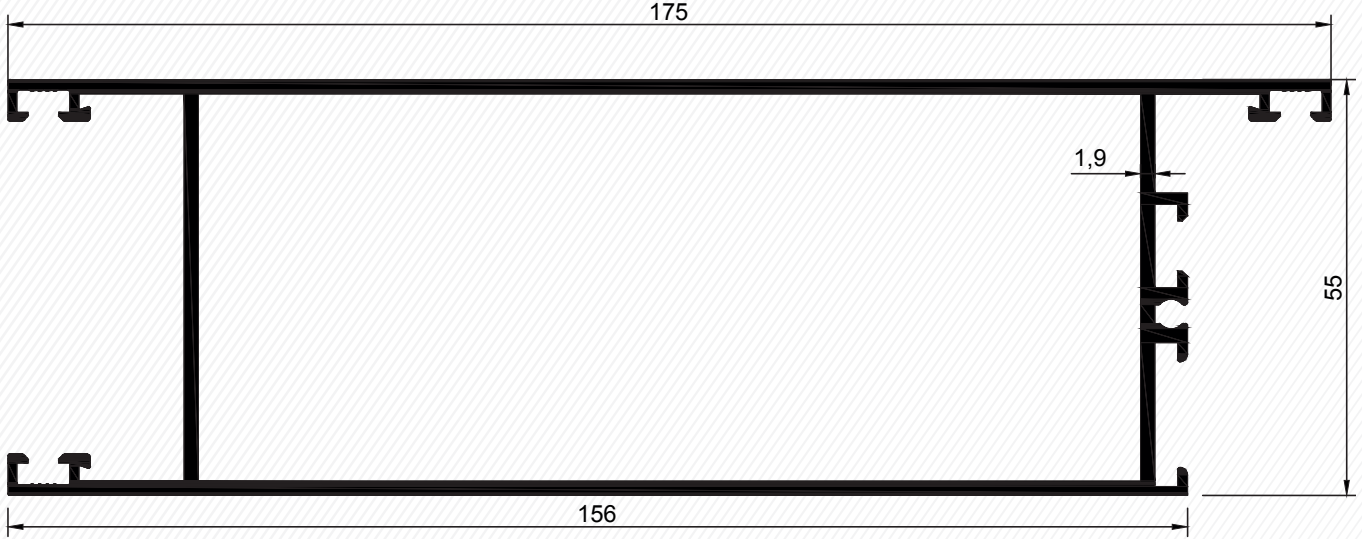
Kod	Et Kalın.	Ürün Adı	Ağırlığı	Köşe Takozu
3853	1,9 mm	Dışa Açılım Kapı Kanat Prf.	1,850 kg/mt	3901-53,7 mm

Profiller / Profiles

Baza (Kanat) Profili - Kick Plate Profile

3861

2,409 kg/mt



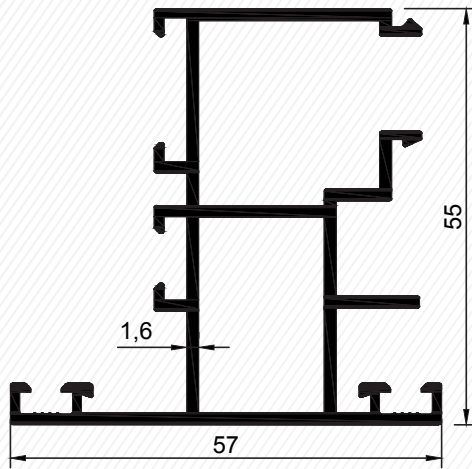
3861

Kod	Et Kalın.	Ürün Adı	Ağırlığı
3861	1,9 mm	Baza Profili	2,409 kg/mt

Hareketli Orta Kayıt Profili - Moving Middle Transom Profile

3851

1,114 kg/mt

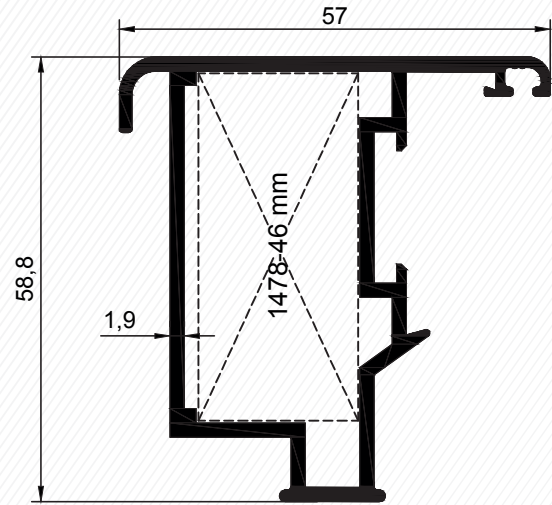


3851

Pivot Adaptör Profili - Middle Transom Profile

3934

1,149 kg/mt



3934

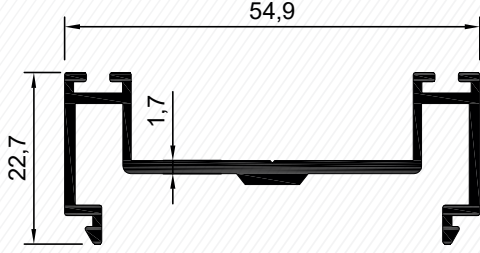
Kod	Et Kalın.	Ürün Adı	Ağırlığı	Köşe Takozu
3851	1,6 mm	Adaptör Profili	1,114 kg/mt	
3934	1,9 mm	Adaptör Profili	1,149 kg/mt	1478-46 mm

Profiller / Profiles

Çarpma Kapağı Adaptör Profili - Adapter Profile

3939

0,569 kg/mt

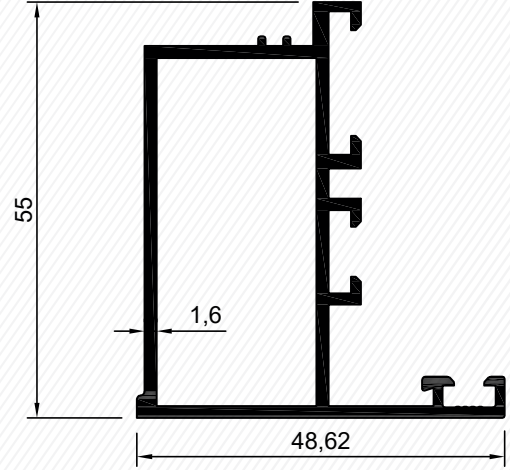


3939

Adaptör Profili - Adapter Profile

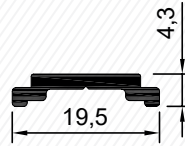
3857

0,896 kg/mt



3857

Tij Profili - Rod Profile

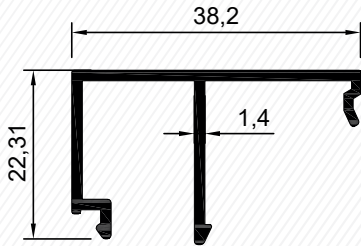


1325

(0,125 kg/mt)

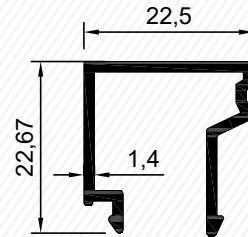
Kod	Et Kalın.	Ürün Adı	Ağırlığı
3939	1,7 mm	Adaptör Profili	0,569 kg/mt
1325		Tij Profili	0,125 kg/mt
3857	1,6 mm	Tij Profili	0,896 kg/mt

Cam Çıtası Profili - Glazing Bead Profile



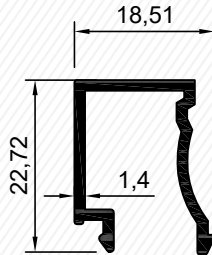
3868

(0,348 kg/mt)



3869

(0,281 kg/mt)

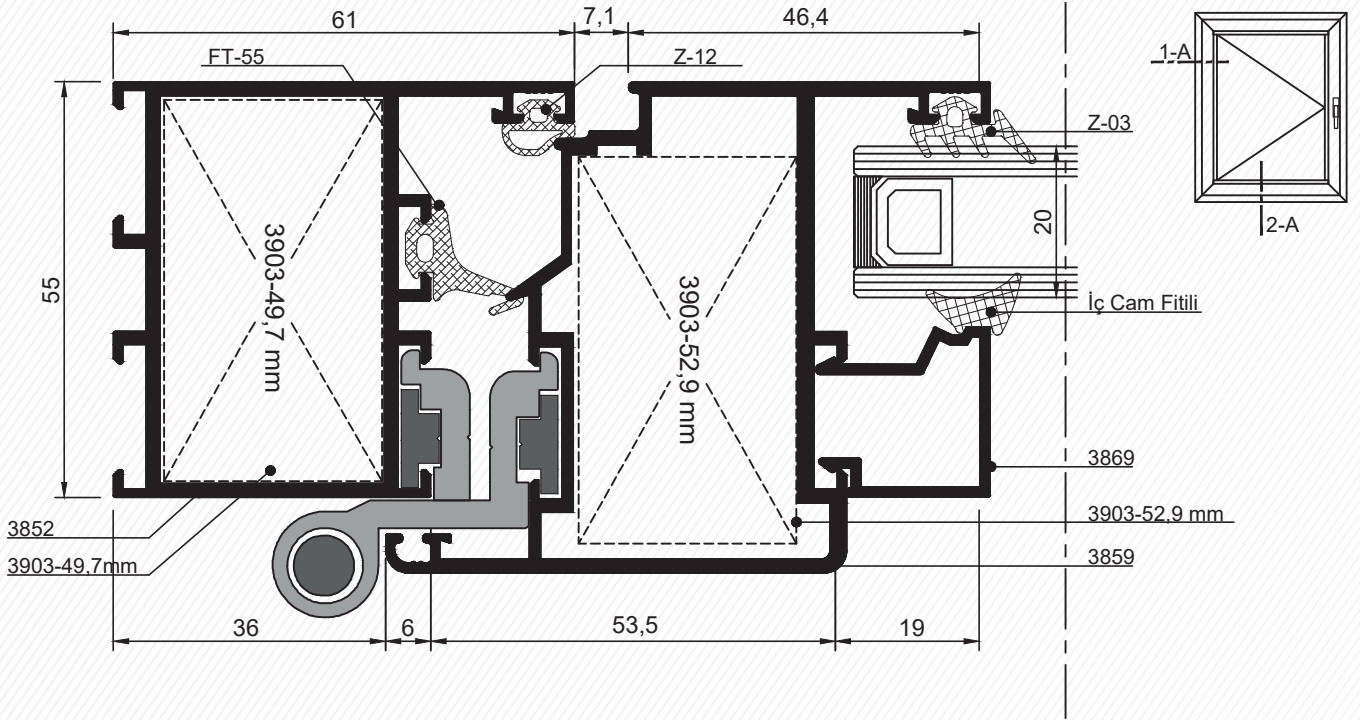


5139

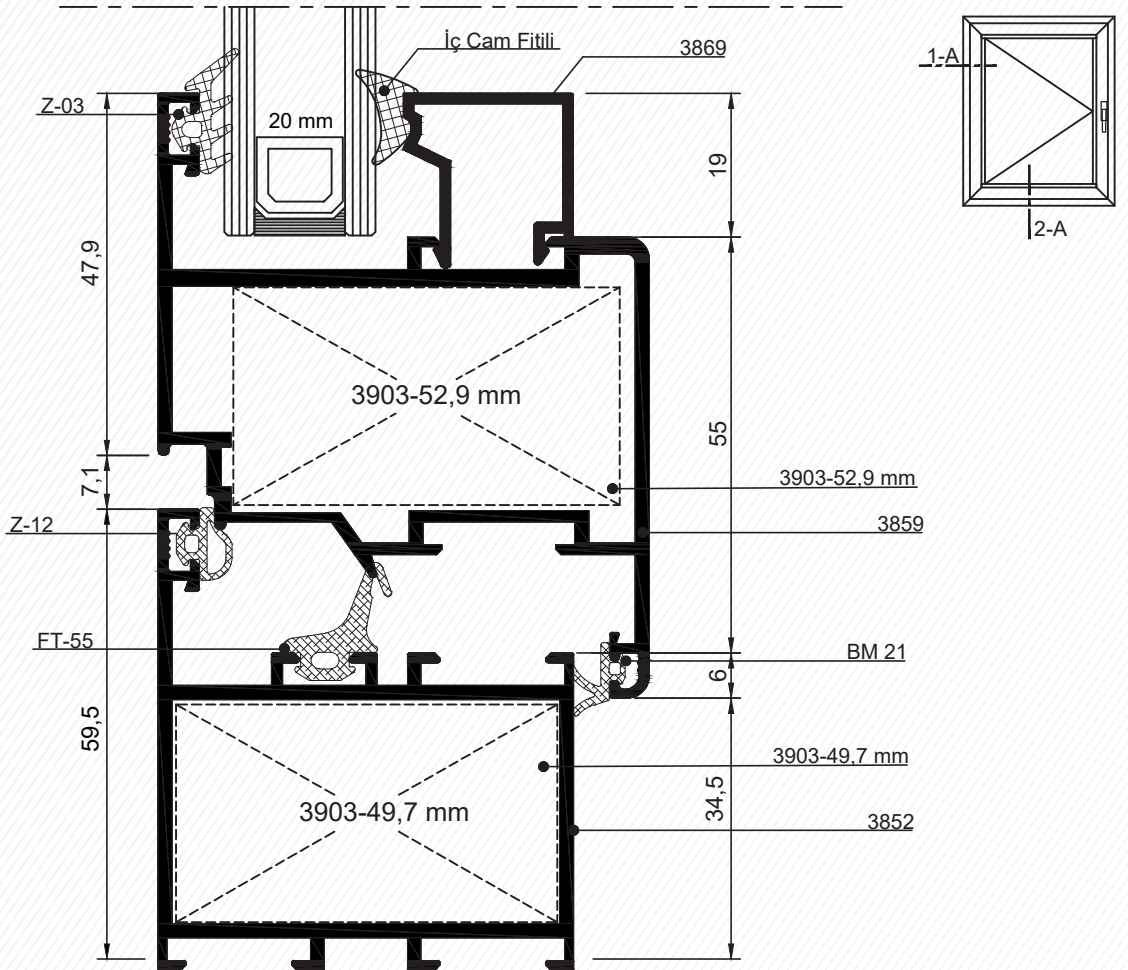
(0,245 kg/mt)

Kod	Et Kalın.	Ürün Adı	Ağırlığı
3868	1,4 mm	Çıta Profili	0,348 kg/mt
3869	1,4 mm	Çıta Profili	0,281 kg/mt
5139	1,4 mm	Çıta Profili	0,245 kg/mt

Detaylar / Details

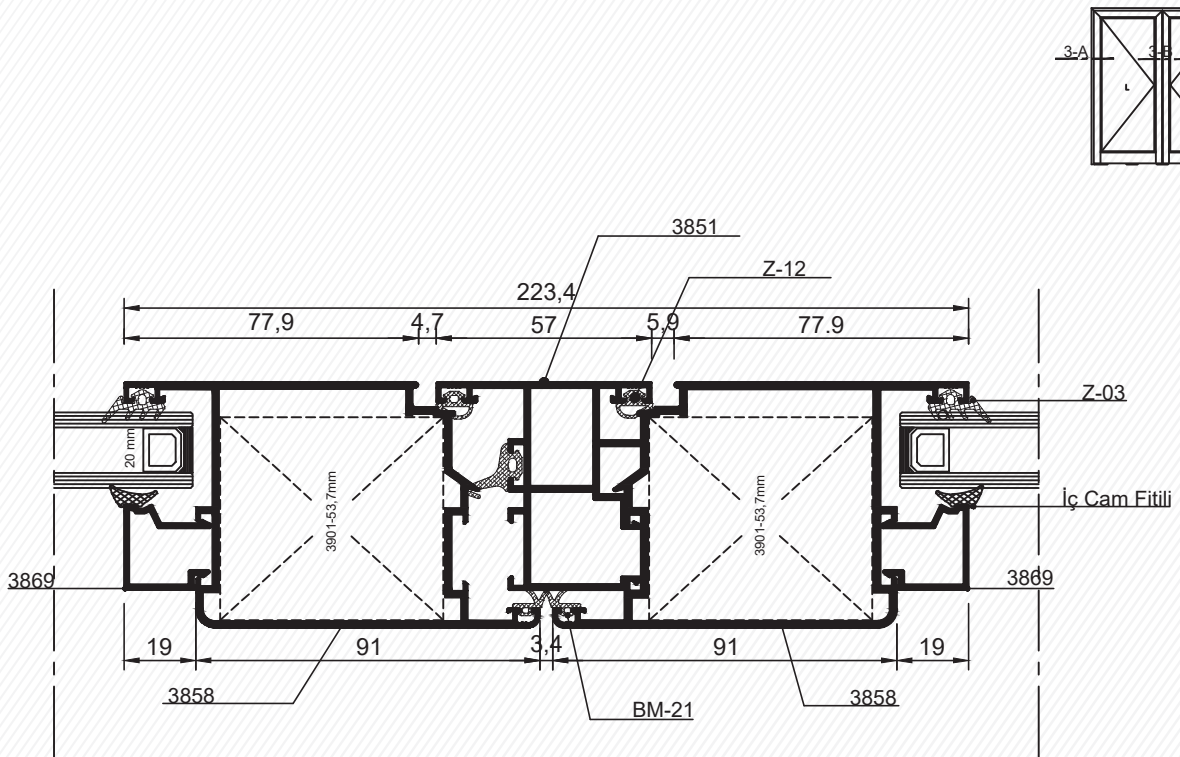
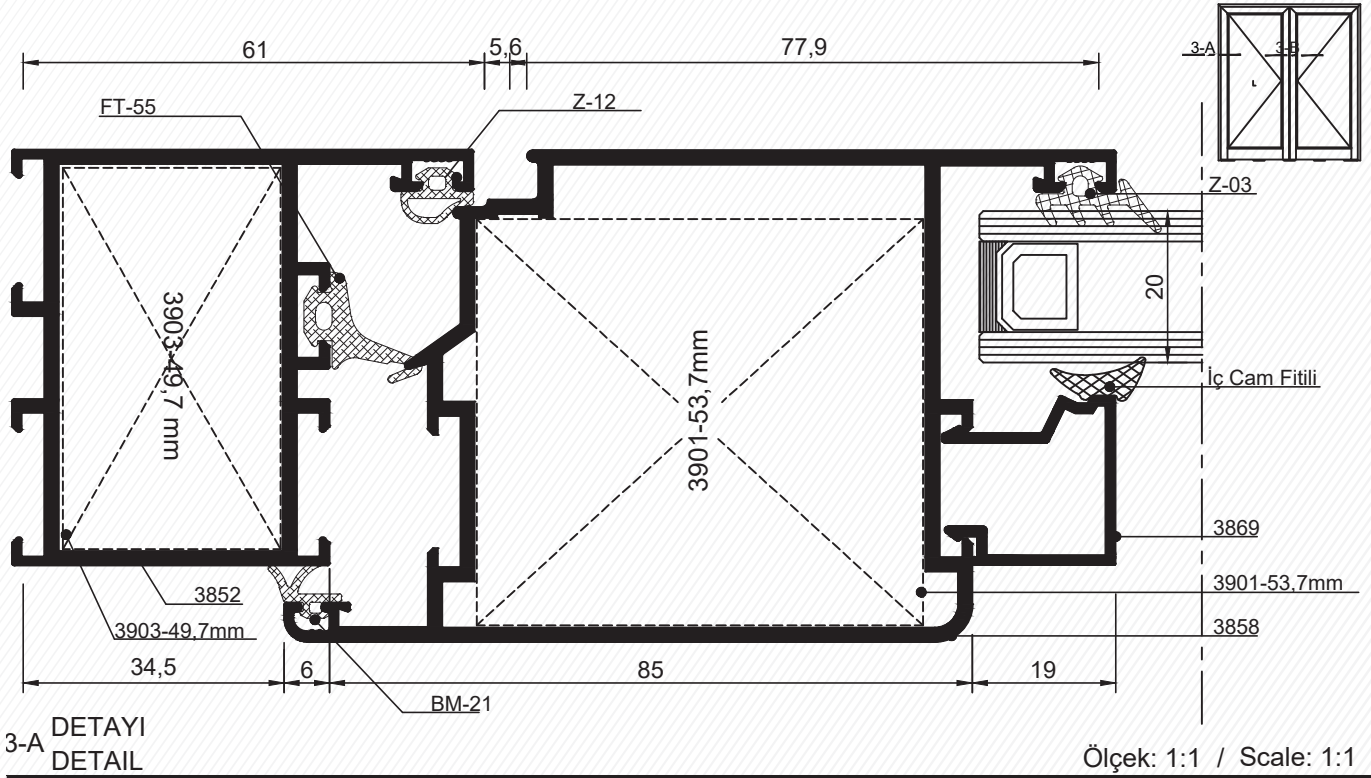
1-A DETAYI
DETAIL

Ölçek: 1:1 / Scale: 1:1

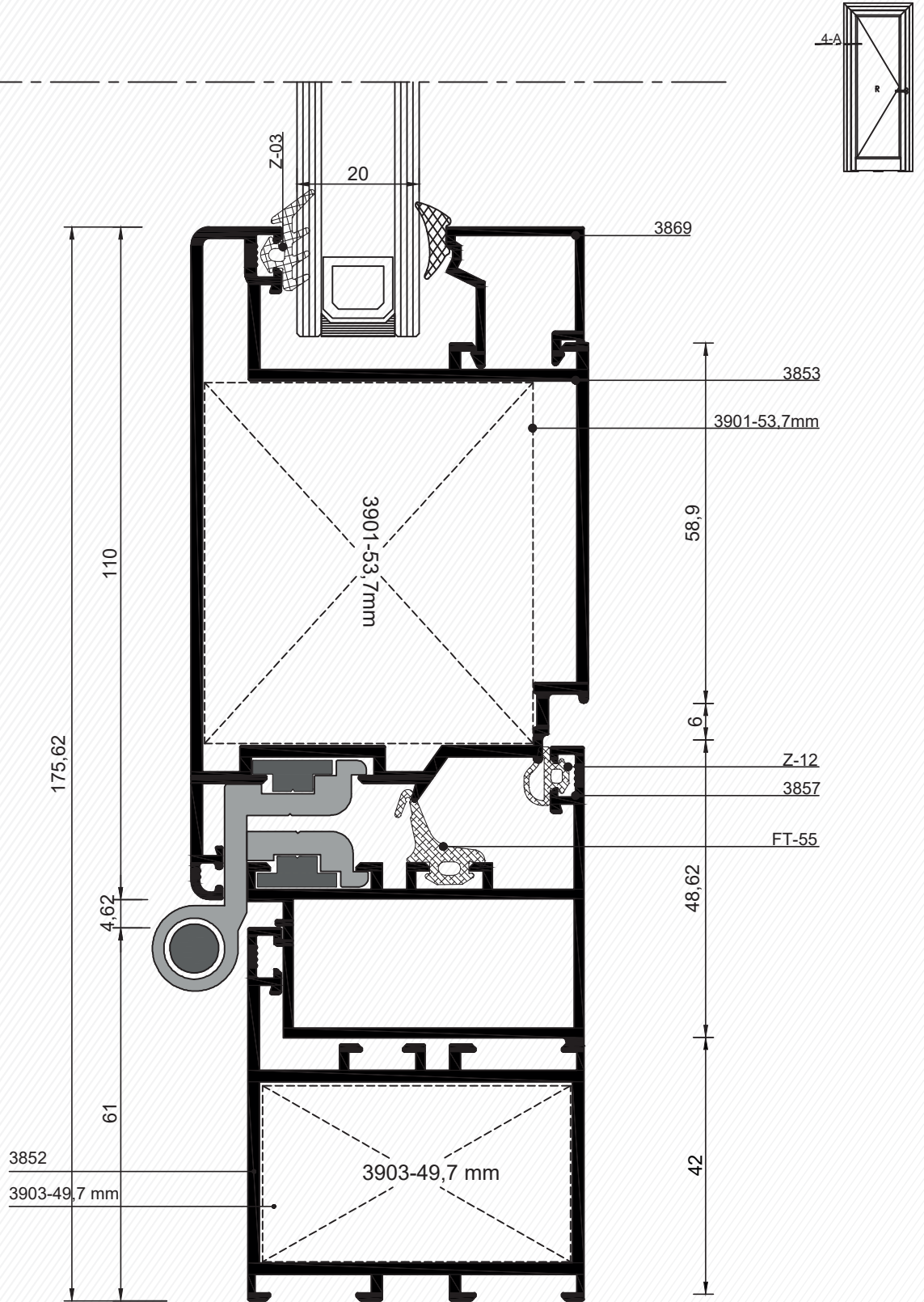
2-A DETAYI
DETAIL

Ölçek: 1:1 / Scale: 1:1

Detaylar / Details

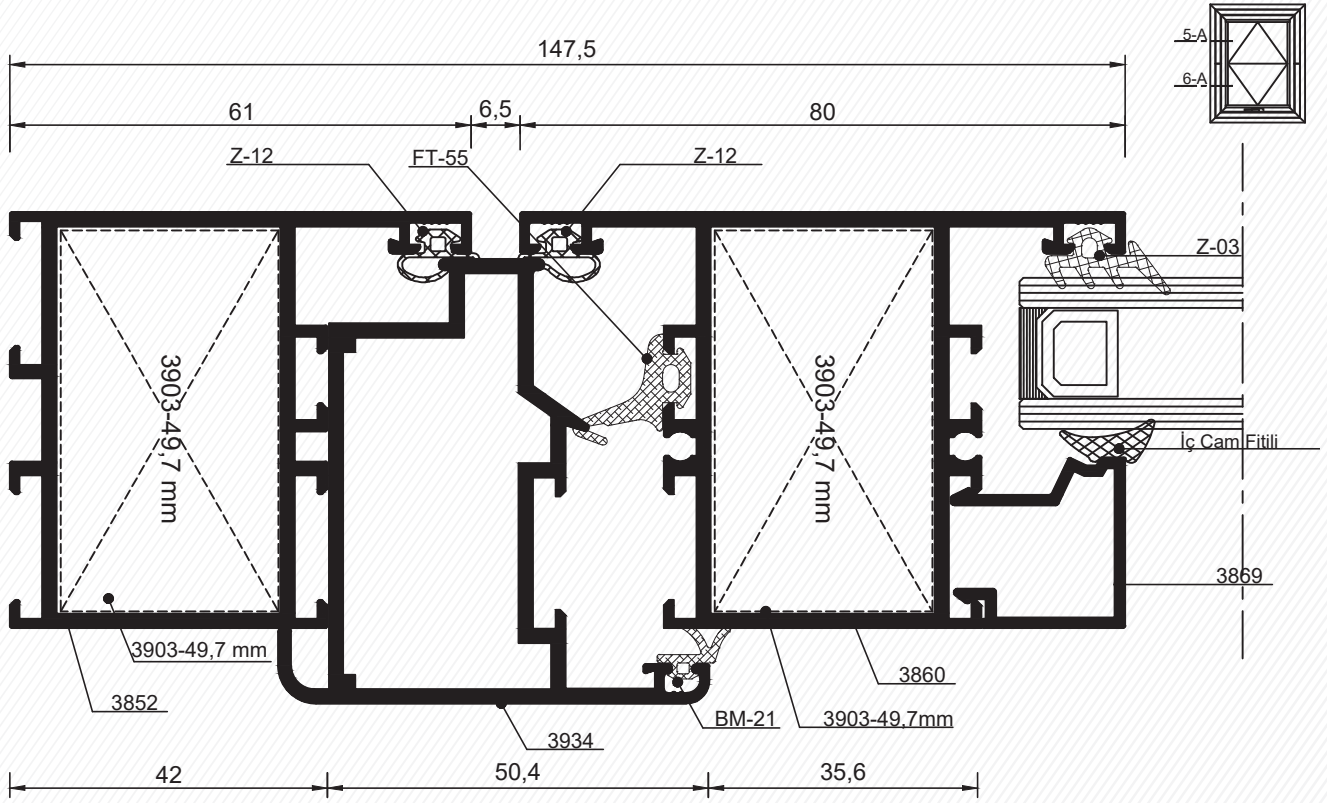


Detaylar / Details

4-A DETAYI
DETAIL

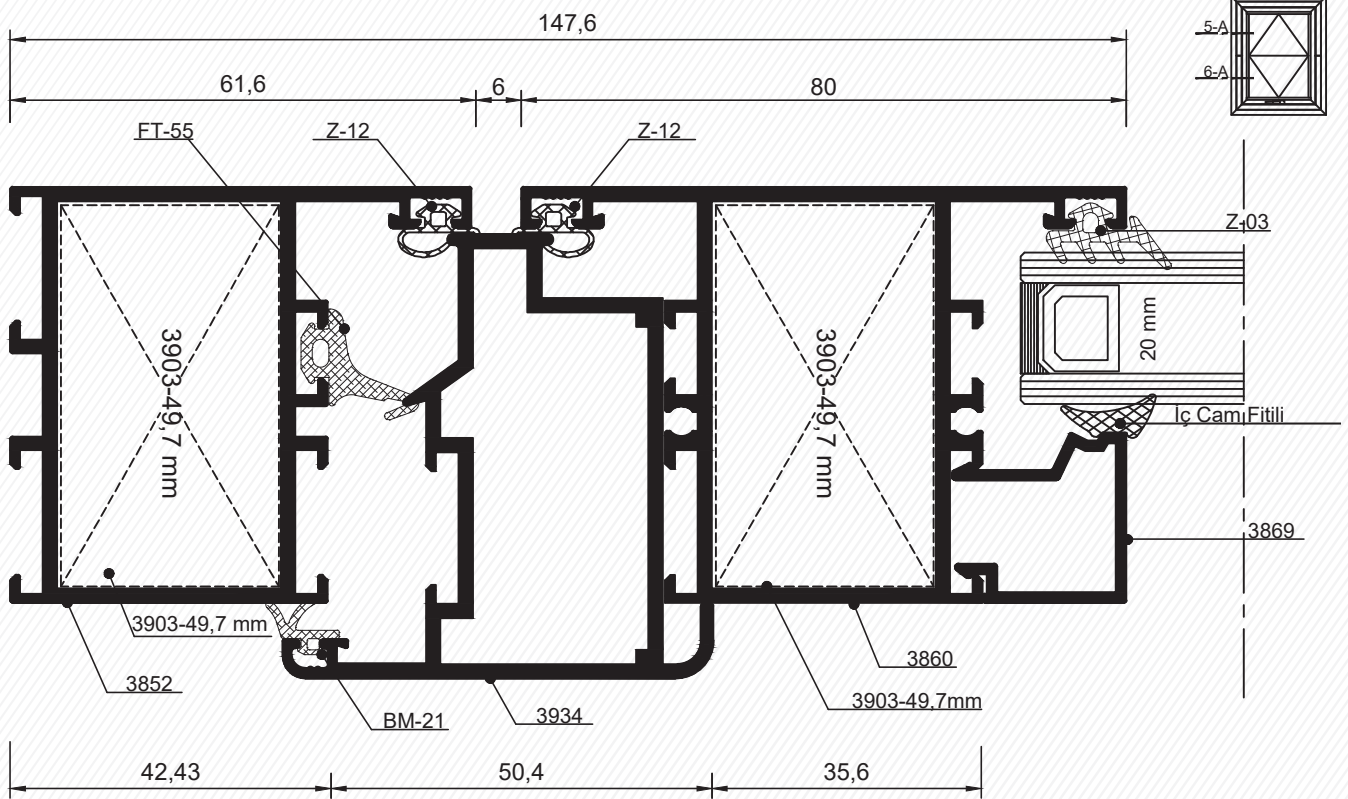
Ölçek: 1:1 / Scale: 1:1

Detaylar / Details



5-A DETAYI
DETAIL

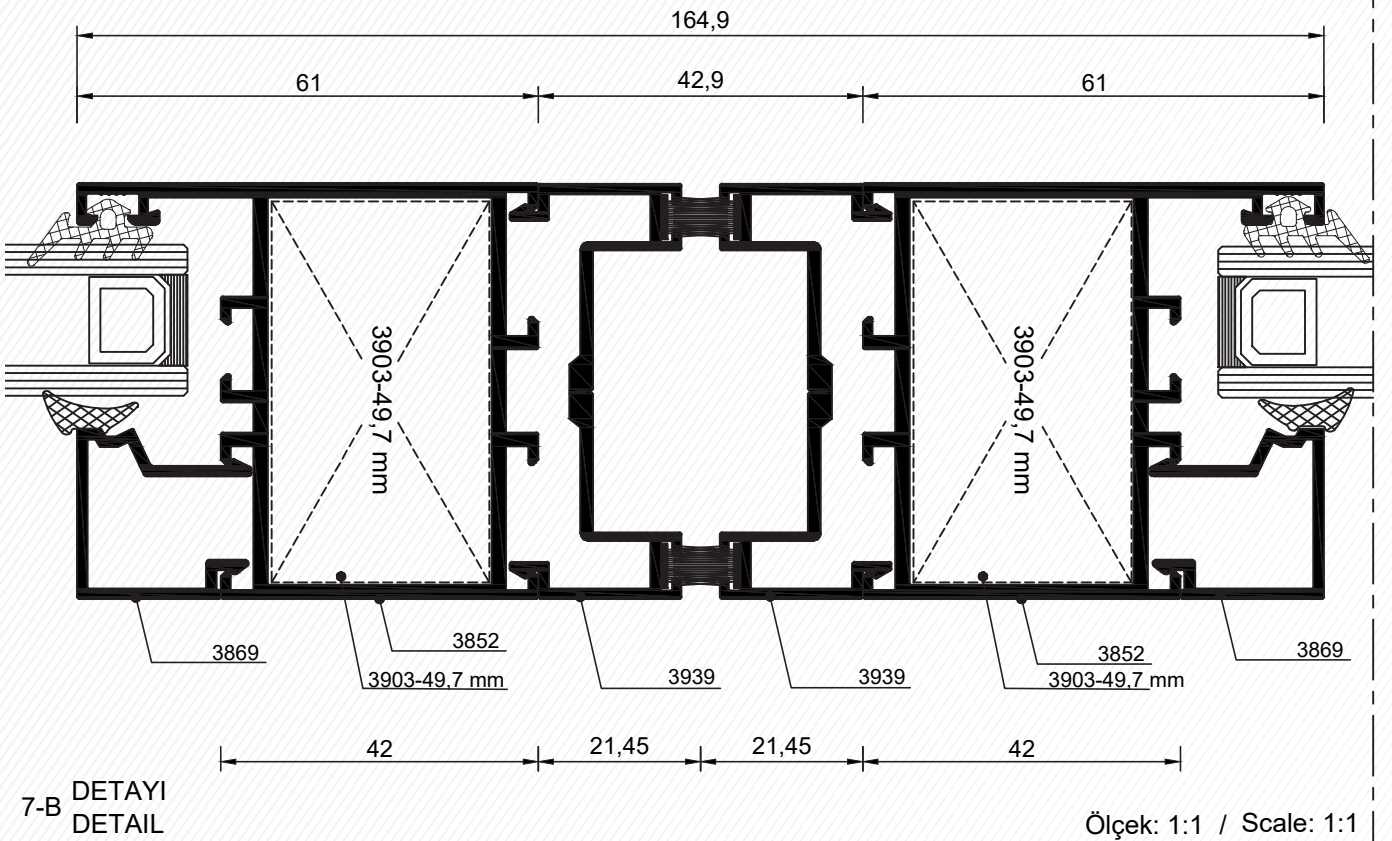
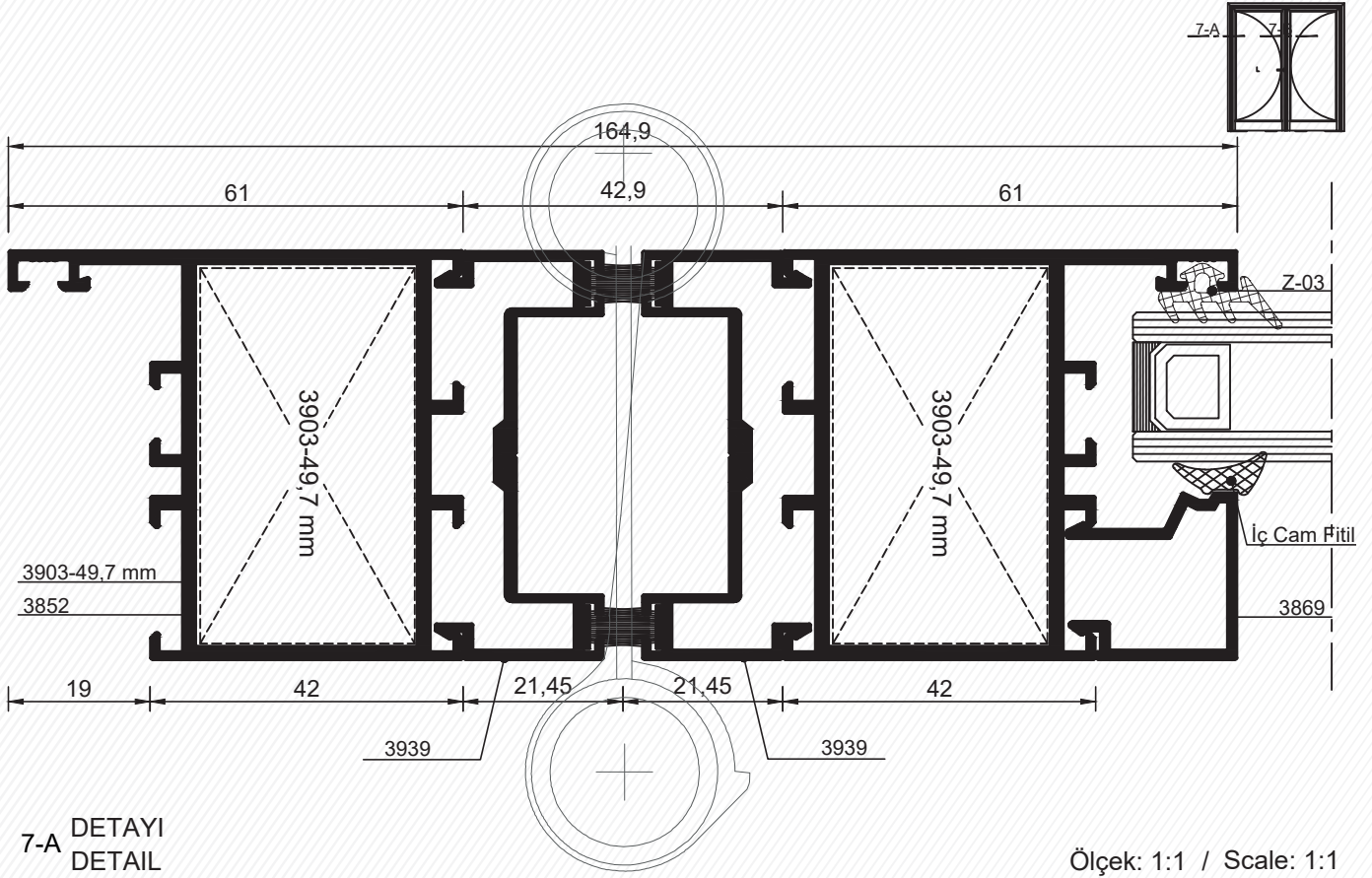
Ölçek: 1:1 / Scale: 1:1



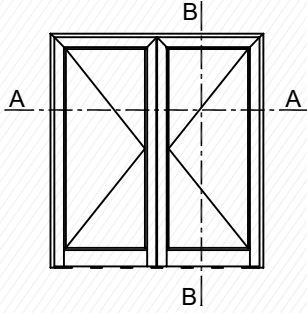
6-A DETAYI
DETAIL

Ölçek: 1:1 / Scale: 1:1

Detaylar / Details

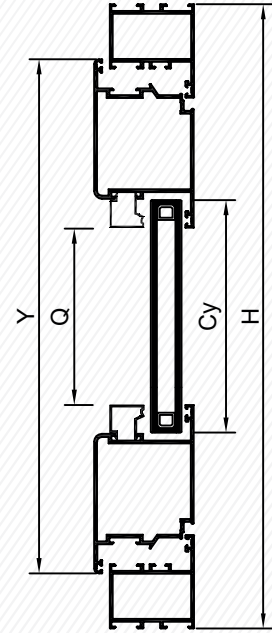


Kesim Ölçüsü / Cut Size

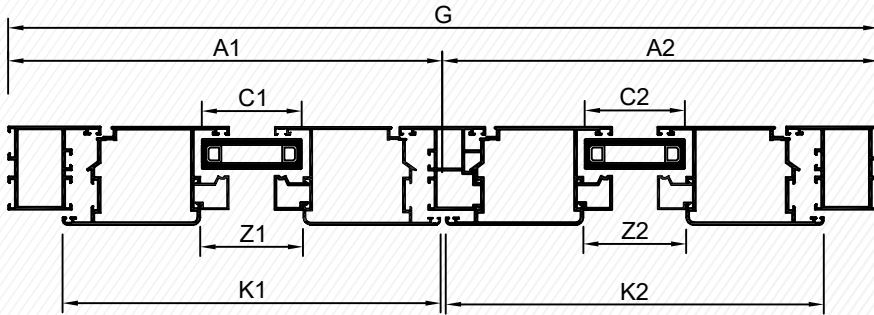


HAREKETLİ ADAPTÖRLÜ KAPI KESİM FORMÜLÜ
DOOR CUT FORMULA

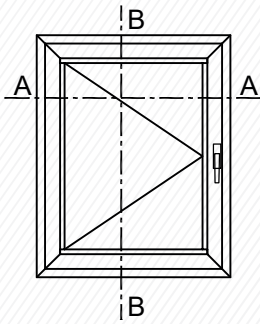
K1 = A1-37,1 mm	G = Kasa Genişliği / Frame Width
K2 = A2-38,3 mm	H = Kasa Yüksekliği / Frame Height
Y = H-72 mm	K = Kanat Genişliği / Sash Width
Z = A1-219 / A2-219	Y = Kanat Yüksekliği / Frame Height
Q = H-292 mm	Z = Çıta Genişliği / Glazing Bead Width
C1 = A1-221	Q = Çıta Yüksekliği / Glazing Bead Height
C2 = A2-222	C = Cam Genişliği / Glass Width
Cy = H-256	Cy = Cam Yüksekliği / Glass Height



B-B KESİTİ / SECTION

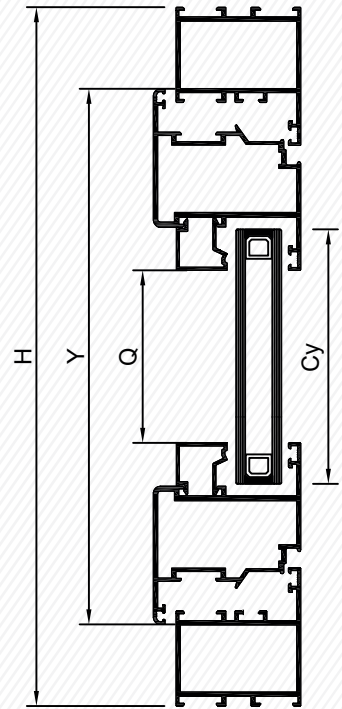


A-A KESİTİ / SECTION

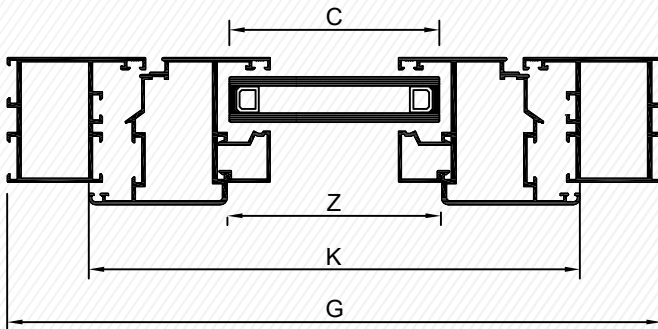


TEK AÇILIM PENCERE KESİM FORMÜLÜ / WINDOW CUT FORMULA

K = G-72 mm	G = Kasa Genişliği / Frame Width
Y = H-72 mm	H = Kasa Yüksekliği / Frame Height
Z = G-194 mm	K = Kanat Genişliği / Sash Width
Q = H-232 mm	Y = Kanat Yüksekliği / Frame Height
C = G-196 mm	Z = Çıta Genişliği / Glazing Bead Width
Cy = G-196 mm	Q = Çıta Yüksekliği / Glazing Bead Height
	C = Cam Genişliği / Glass Width
	Cy = Cam Yüksekliği / Glass Height












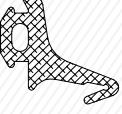


B-B KESİTİ / SECTION






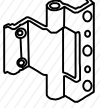
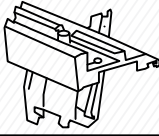
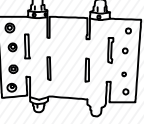
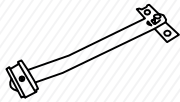
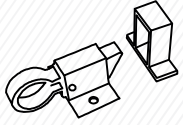


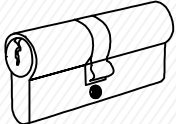
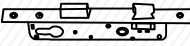
A-A KESİTİ / SECTION

Kesim ölçüsü - cam ölçüsü vb. sorumluluğu tarafımıza ait değildir.


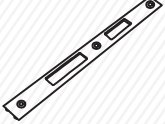
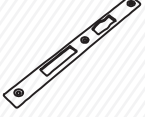
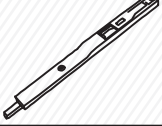
Aksesuarlar / Accessories

Ürün Çizimi Drawing	Ürün Kodu Product No	Ürün Adı Product Name	Kullanıldığı Profiller Profiles Used
	3940-49,7 mm	Köşe Takozu 13,8 mm Joint Corner	3926 - 3927
	3940-52,9 mm	Köşe Takozu 13,8 mm Joint Corner	3933
	3903-49,7 mm	Köşe Takozu 29 mm Joint Corner	3852 - 3860
	3903-52,9 mm	Köşe Takozu 29 mm Joint Corner	3859
	3901-53,7	Köşe Takozu 59 mm Joint Corner	3858 - 3853
	1478 - 46	Köşe Takozu 20,8 mm Joint Corner	3934
	5190	Orta Kayıt Takozu Middle Connection	-
	Z-12	Kasa Bini Fitili 32 gr/mt Accoustical Gasket For Frame	3852-3926
	BM-21	Kanat Bini Fitili 28 gr/mt Accoustical Gasket For Sash	3852-3926
	FT-55	Orta Tozluk Fitili 110 gr/mt Central Gasket	3851-3860
	Z-03	Cam Fitili 53 gr/mt Glazing Gasket	-
	AYKIM-02	Cam Fitili 5 mm 62 gr/mt Glazing Gasket	3868-3869-5139

Aksesuarlar / Accessories

Ürün Çizimi Drawing	Ürün Kodu Product No	Ürün Adı Product Name	Kullanıldığı Profiller Profiles Used
	AYKIM-03	Cam Fitili 4 mm 74 gr/mt Glazing Gasket	3868-3869-5139
	AYKIM-04	Cam Fitili 3 mm 63 gr/mt Glazing Gasket	3868-3869-5139
	153-01-462	800 lük Kıl Fitil Brush Roving	3939
	153-01-320 153-01-321 153-01-322	Menteşe - Hinge 320-Gümüş, 321-Renkli, 322-Beyaz 320-Silver 321-Color 322-White	3933-3853-3858-3859
	153-01-260 153-01-261 153-02-097	Pivot Mentеше Pivot Hinge 260-Gümüş, 261-Renkli, 097-Beyaz 260-Silver, 261-Color, 097-White	3934
	153-02-034	Çarpma Mentеше Swing Door Hinge	3933-3859
	153-01-087 153-01-088 153-01-089	Vasistas Makas Transom Window 087-Gümüş, 088-Renkli, 089-Beyaz 087-Silver, 088-Color, 089-White	Vasistas Çarpma Transom Window Lock 3933-3859
	153-01-101 153-01-102 153-01-103	Vasistas Çarpma Transom Window Lock 101-Gümüş, 102-Renkli, 103-Beyaz 101-Silver, 102-Color, 103-White	3933-3859
	153-01-055 153-01-056 153-01-057	Eksenel Pencere Kolu Handle For Window 055-Gümüş, 056-Renkli, 057-Beyaz 055-Silver, 056-Color, 057-White	3933-3859
	153-01-052 153-01-053 153-01-054	Milenyum Kapi Kolu Handle For Door 052-Gümüş, 053-Renkli, 054-Beyaz 052-Silver, 053-Color, 054-White	3853-3858
	153-01-684	164-GNC 90 mm Barel Cylindir Barrel Lock Door	3853-3858
	153-01-539	153/ 35 U Boş Kasa Dilli Kilit Mortise Lock	3853-3858

Aksesuarlar / Accessories

Ürün Çizimi Drawing	Ürün Kodu Product No	Ürün Adı Product Name	Kullanıldığı Profiller Profiles Used
	153-01-051	155/ 35 U Boş Kasa Makaralı Kilit Roller Lock	3853-3858
	153-01-041 153-01-192 153-03-768	Kilit Karşılığı Dilli Keeper Lock 041-Gümüş, 192-Renkli, 768-Beyaz 041-Silver, 192-Color, 768-White	3853-3858
	153-01-041 153-01-192 153-03-768	Kilit Karşılığı Makaralı Keeper Lock Roller 041-Gümüş, 192-Renkli, 768-Beyaz 041-Silver, 192-Color, 768-White	3853-3858
	153-01-514 153-01-528 153-01-912	Sürgü Slide 514-Gümüş, 528-Renkli, 912-Beyaz 514-Silver, 528Color, 912-White	3853-3858