




YARDIMCI PROFİLLER AUXILIARY PROFILES

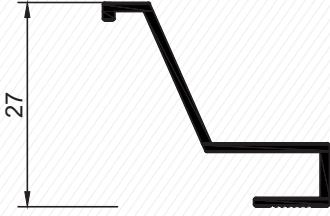
- **KÖŞE TAKOZLARI** / CORNER WEDGES
- **BAGLANTI TAKOZLARI** / CONNECTION WEDGES
- **PERVAZ PROFİLLERİ** / SIDE PROFILES
- **LAMBRI, DAMLALIK** / PANEL, DROPPER

LAMBRI, DAMLALIK

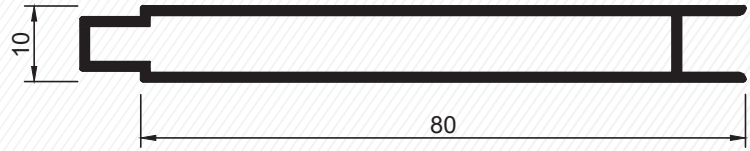
PANEL, DROPPER



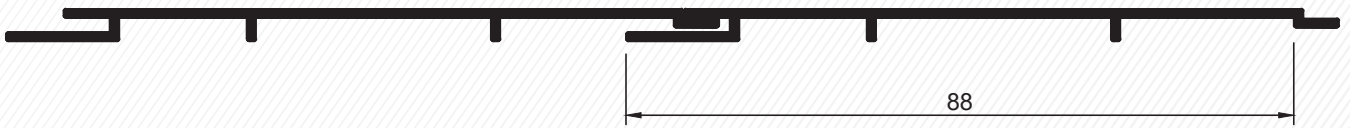
Profiller / Profiles



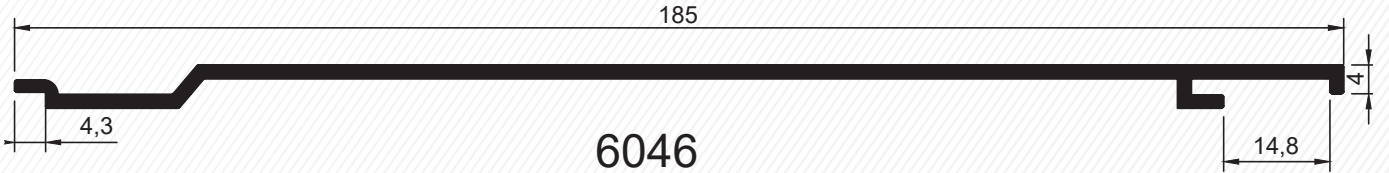
1036
0,192 kg/m



1057
0,620 kg/m



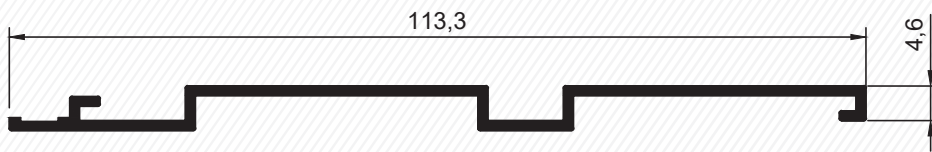
1056
0,361 kg/m



6046
1,020 kg/m



6046



6047
0,490 kg/m



6047