

ALKOR

ALUMINUM



YALITIMILI SÜRME SİSTEM

INSULATED SLIDING SYSTEM

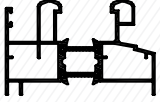
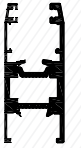
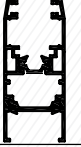






- NYSA SÜRME / NYSA SLIDING
- TERMAL SOFT / THERMAL SOFT

TERMAL SOFT

THERMAL SOFT

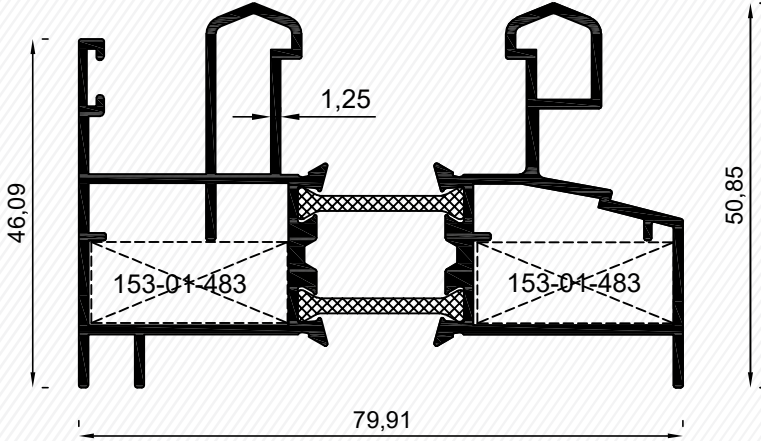


İçindekiler / Contents

Profil Profile	Profil Kodu Profile Nr	Ağırlık (kg/m.) Weight (kg/m.)	X mm.	Y mm.	Jx cm ⁴	Jy cm ⁴
	4250-4251 Kasa Profili Frame Profile	1,490	78,84 mm.	46,09 mm.	32,95	10,36
	4249-4249 Kanat Profili Sash Profile	1,512	32 mm.	74,95 mm.	22,71	8,90
	6741-6741 Kanat Profili Sash Profile	1,260	32 mm.	74,95 mm.	41,54	18,93
	5635-5635 Adaptör Profili Adapter Profile	0,983	34,44 mm.	37,7 mm.	---	---
	4248 Adaptör Profili Adapter Profile	0,343	36,31 mm.	34,95 mm.	---	---
	2757A Adaptör Profil Adapter Profile	0,203	21,65 mm.	20,32 mm.	---	---
	995 Sineklik Çıta Pr. Glazing Bead Pr.	0,146	15 mm.	10 mm.	---	---
	996 Sineklik Kanat Pr. Fly Screen Sash Pr.	0,669	20 mm.	57 mm.	---	---
	2756 Sineklik Ray Pr. Rail Profile	0,411	28,7 mm.	42,53 mm.	---	---

Profiller / Profiles

Kasa Profili - Frame Profile

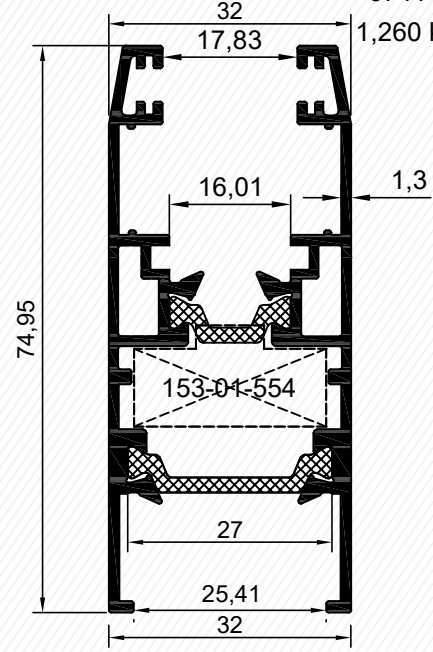
4250-4251
1,490 kg/mt

4250-4251

Kanat Profili - Sash Profile

6741-6741

1,260 kg/mt



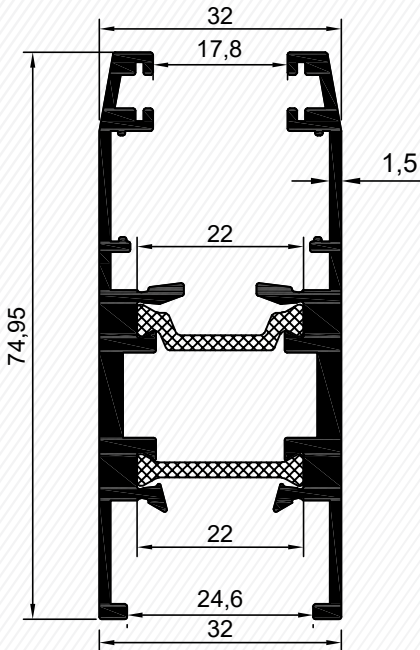
6741-6741

Kod	Et Kalın.	Ürün Adı	Ağırlığı	Köşe Takozu
4250-4251	1,25 mm	Kasa Profili	1,490 kg/mt	153-01-483
6741-6741	1,3 mm	Kanat Profili	1,260 kg/mt	153-01-554

Kanat Profili - Sash Profile

4249-4249

1,512 kg/mt

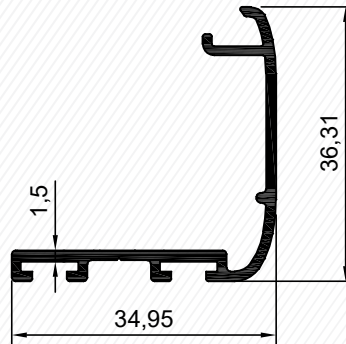


4249-4249

Adaptör Profili - Adapter Profile

4248

0,343 kg/mt

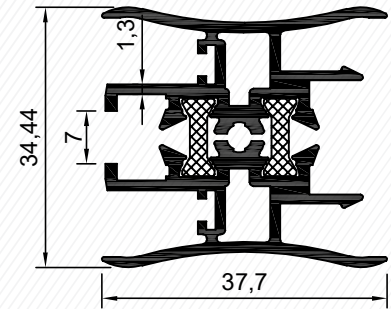


4248

Orta Kitleme Adaptör Profili - Adapter Profile

5635-5635

0,983 kg/mt

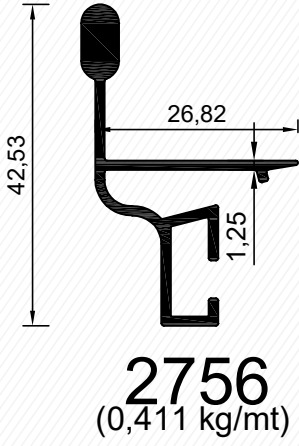


5635-5635

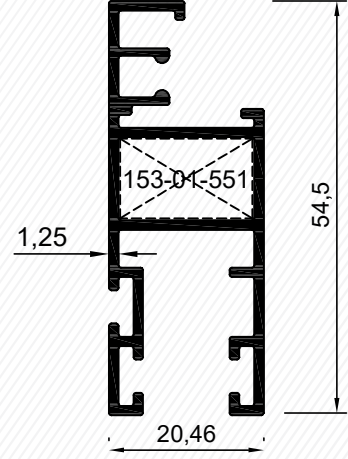
Kod	Et Kalın.	Ürün Adı	Ağırlığı	Köşe Takozu
4249-4249	1,5 mm	Kanat Profili	1,512 kg/mt	153-01-483
4248	1,5 mm	Adaptör Profili	0,343 kg/mt	---
5635-5635	1,3 mm	Orta Kitleme Prof.	0,983 kg/mt	---

Profiller / Profiles

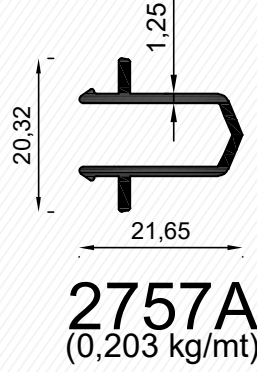
Sineklik Ray Profili - Fly Screen Rail Profile



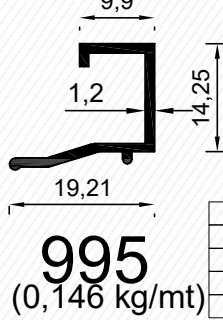
Sineklik Kanat Profili - Fly Screen Sash Profile



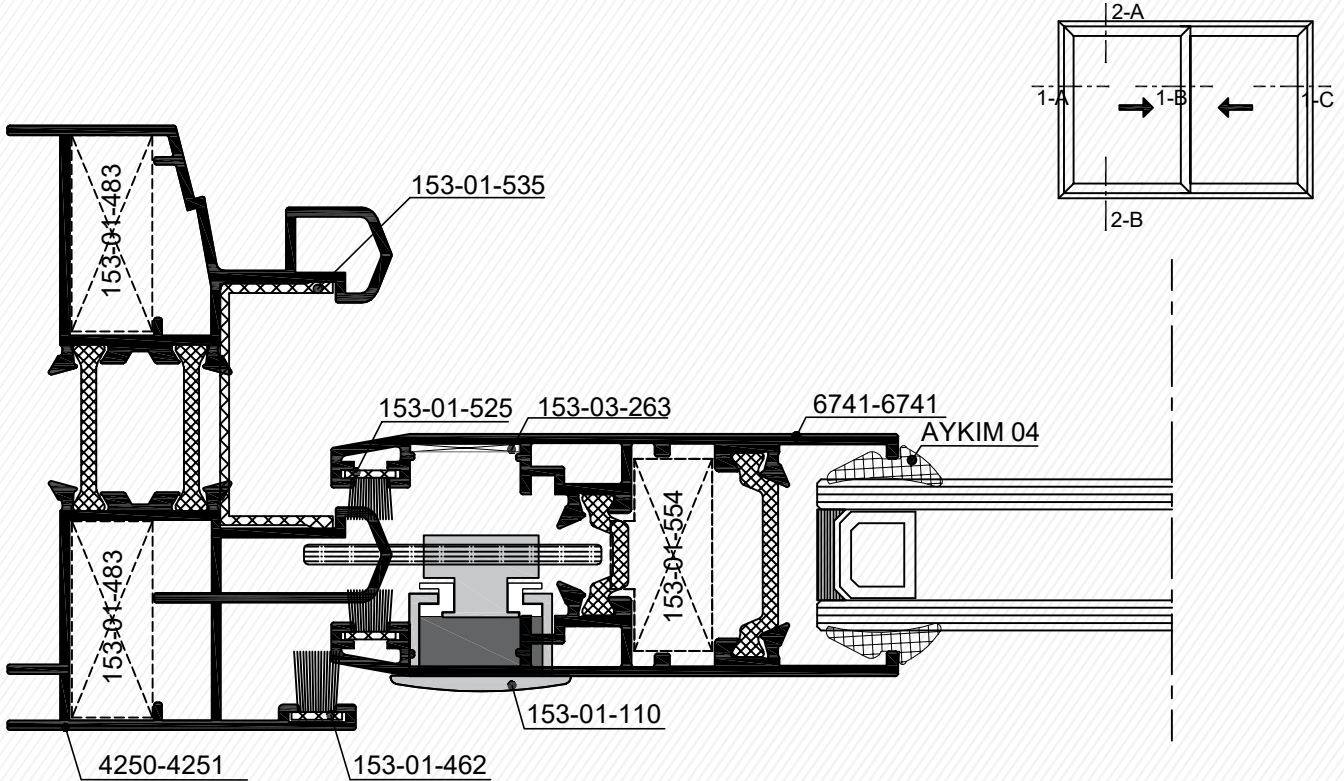
Sineklik Orta Adaptor - Fly Screen Rail Profile



Sineklik Çıta Profili - Fly Screen Beat Profile



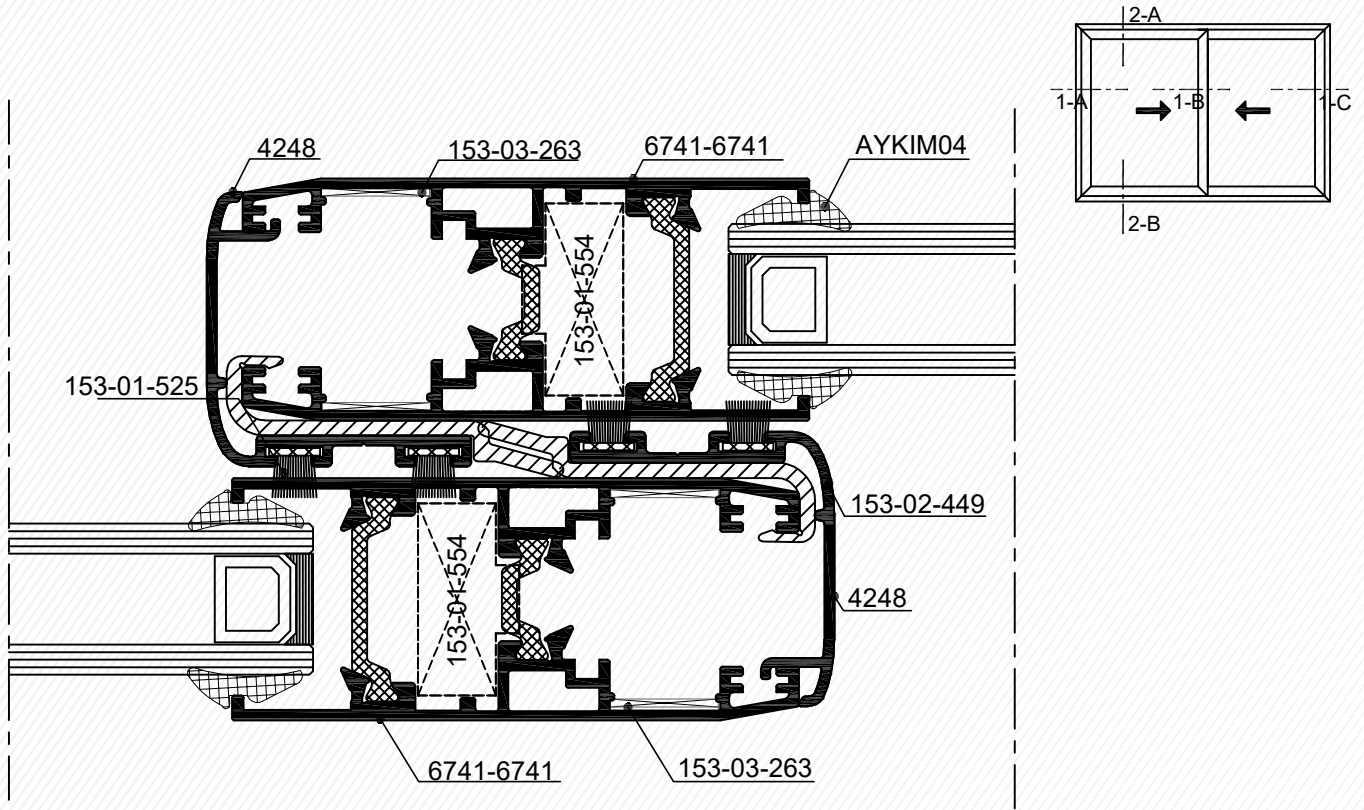
Kod	Et Kalın.	Ürün Adı	Ağırlığı	Köşe Takozu
2756	1,25 mm	Sineklik Ray Profili	0,411 kg/mt	----
2757 A	1,25 mm	Sineklik Adaptör Pr.	0,203 kg/mt	----
996	1,25 mm	Sineklik Kanat Profili	0,669 kg/mt	153-01-551
995	1,5 mm	Sineklik Çıta Profili	0,146 kg/mt	----



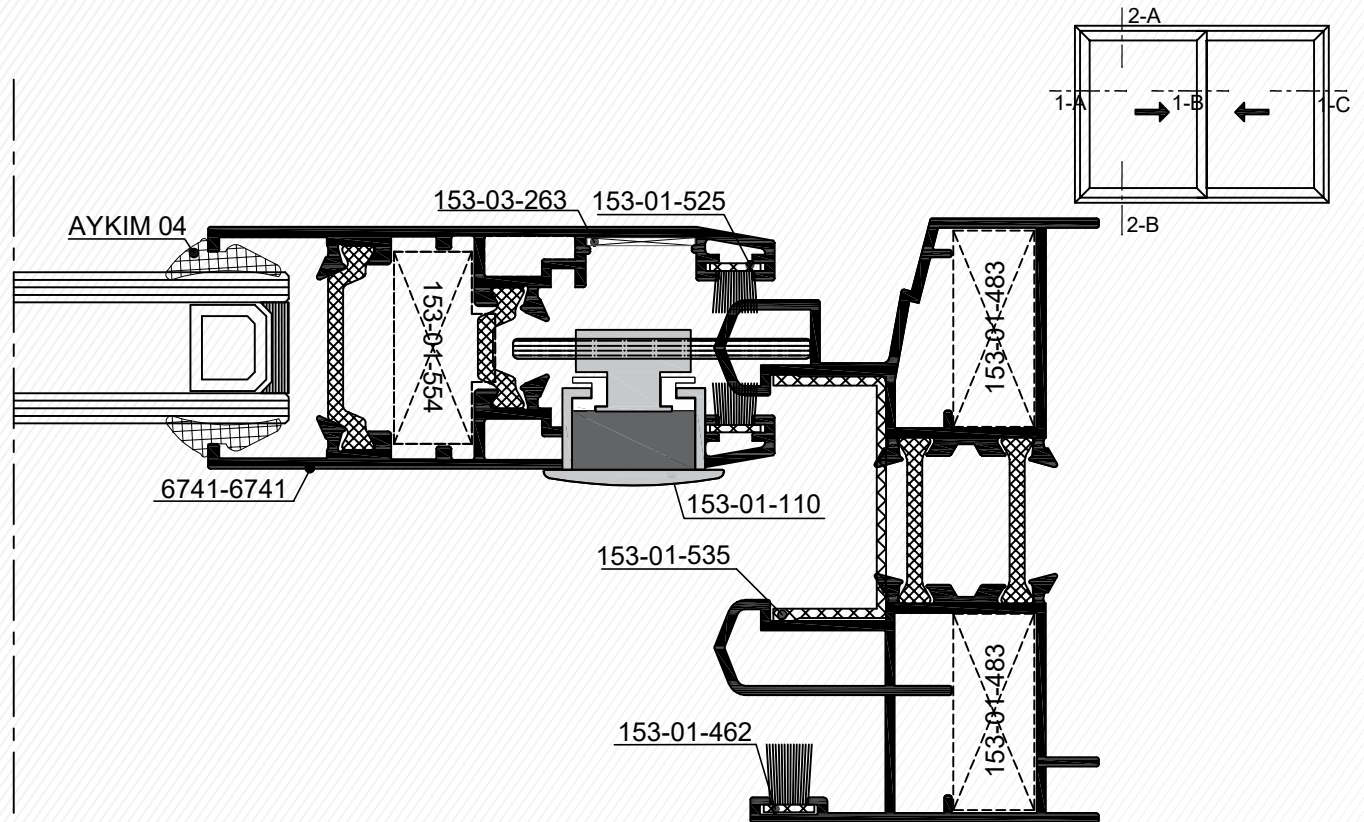
1-A DETAYI
DETAIL

Ölçek: 1:1 / Scale: 1:1

Detaylar / Details

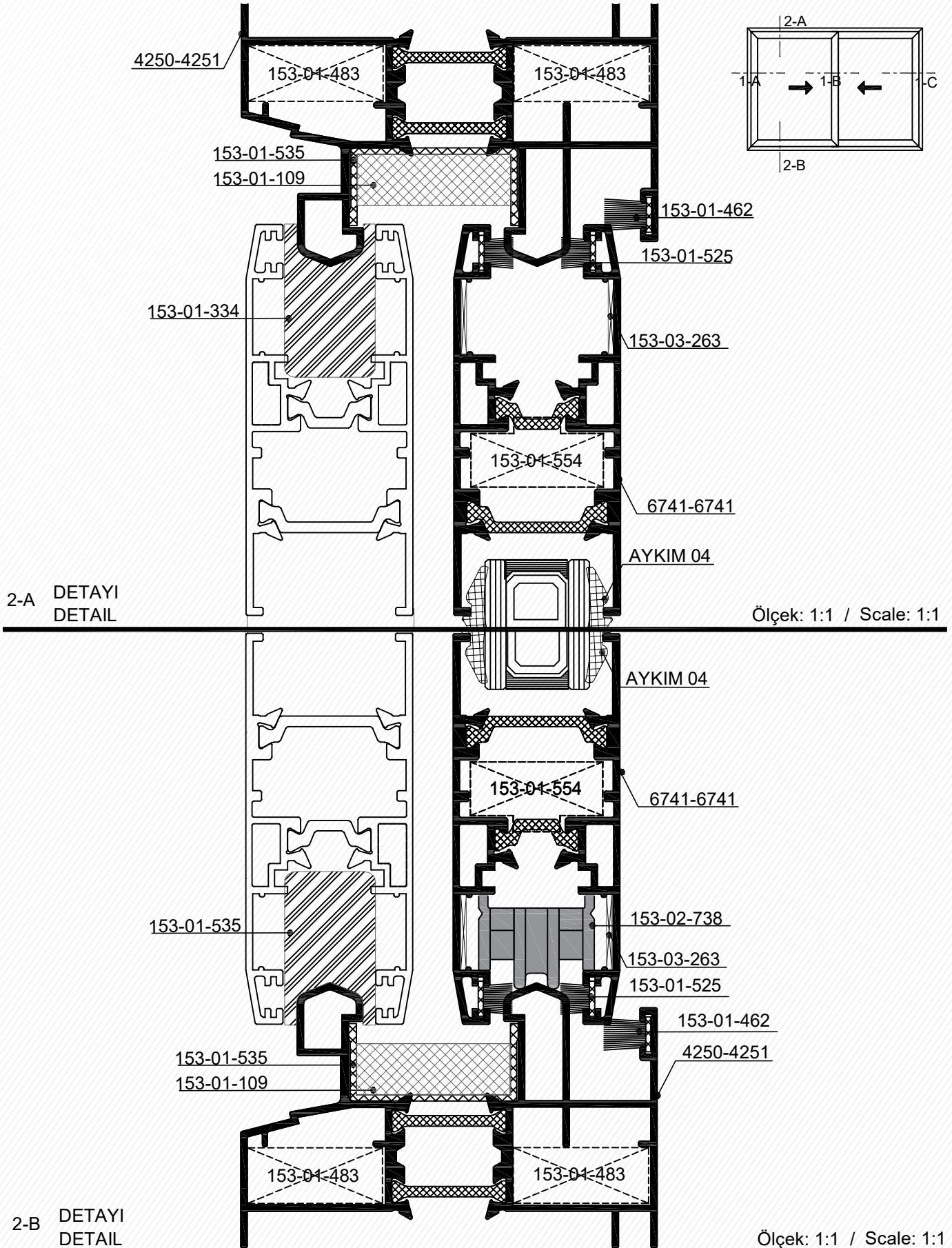
1-B DETAYI
DETAIL

Ölçek: 1:1 / Scale: 1:1

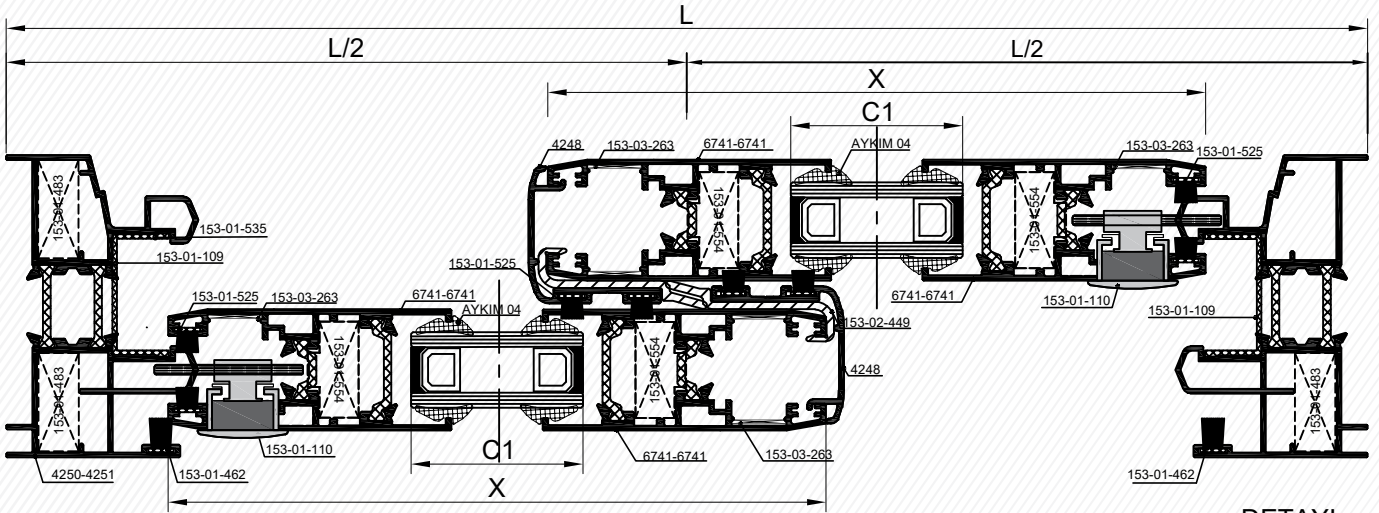
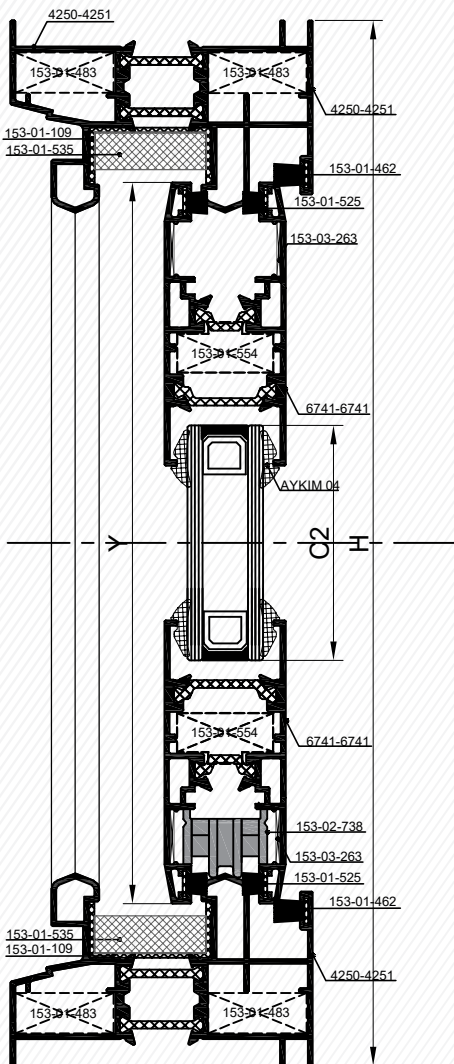
1-C DETAYI
DETAIL

Ölçek: 1:1 / Scale: 1:1

Detaylar / Details

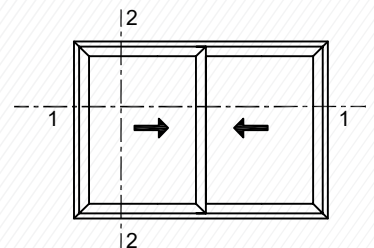


Detaylar / Details

1-1 DETAYI
DETAIL2-2 DETAYI
DETAIL

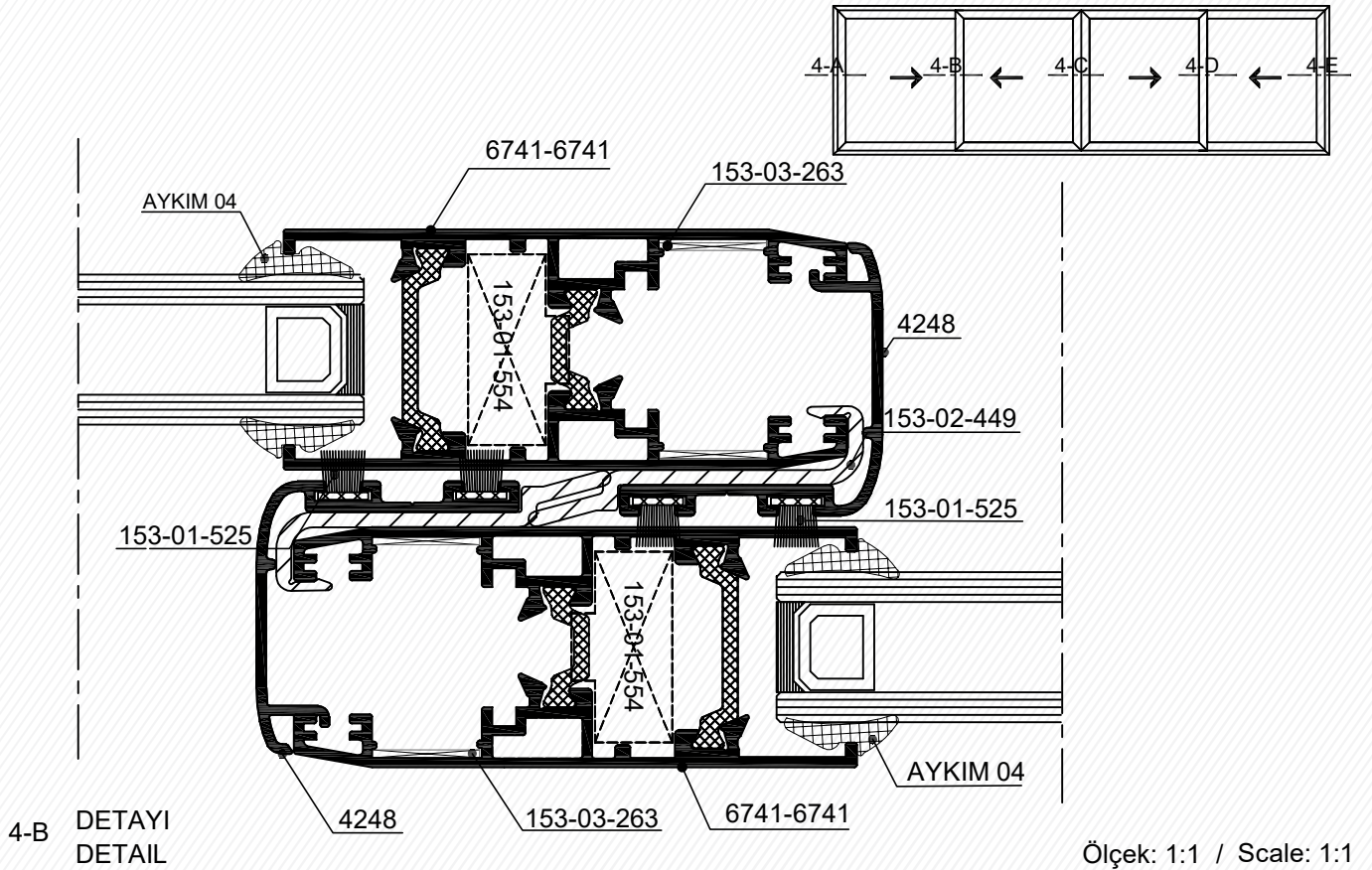
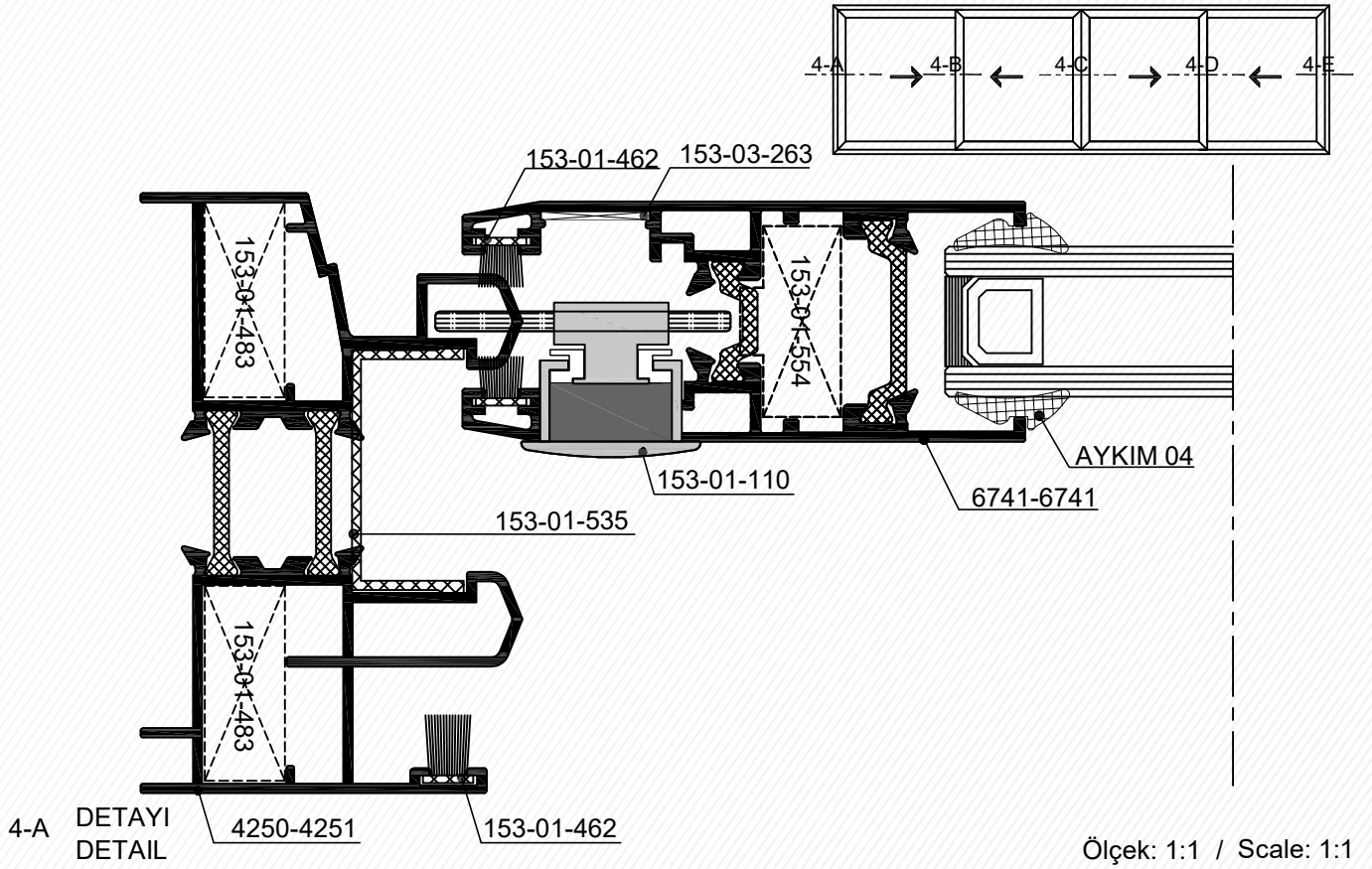
Kasa Genişlik Frame Width	4250/4251			2 Ad. 2 Pcs.	L
Kasa Yükseklik Frame Height	4250/4251			2 Ad. 2 Pcs.	H
Kanat Genişlik Sash Width	6741-6741			4 Ad. 4 Pcs.	X= L/2-6,10
Kanat Yükseklik Sash Height	6741-6741			4 Ad. 4 Pcs.	Y= H-85,65
Adaptör Profili Yükseklik Adapter Profile Height	4248			2 Ad. 2 Pcs.	Y= H-85,65
Kanat Cam Genişlik Glazing Sash Width				2 Ad. 2 Pcs.	C1=L/2-135
Kanat Cam Yükseklik Glazing Sash Height				2 Ad. 2 Pcs.	C2=H-215

	153-01-483 Vidalı Köşe Bağ. Takozu Screwed Corner Cleat	8 Ad. 8 Pcs.		153-01-109 Tozluk Brush With Sticky Back	2 Ad. 2 Pcs.
	153-01-848 Pres Köşe Bağ. Takozu Punch Press Corner Cleat	8 Ad. 8 Pcs.		153-01-525 550'lik Kıl Fıtlı Brush Roving	8H+4L
	153-03-263 Kanat Köşe Gönye Alignment Joint Corner	16 Ad. 16 Pcs.		153-01-672 Fırça Fıtlı Brush Pile Seal	2L+2H
	153-01-109 Kanal "U" Plastiği Plastic Cover For Frame	2Ad. 2 Pcs. L-57 2Ad. 2 Pcs. H-57		AYKIM 04 Cam Fıtlı Gasket	8C1+8C2
	153-02-449 Kanat Kenetleme Plastiği Plastic Sash Lock Adapter	2 Ad. 2 Pcs. X= H-85,70			
	153-01-334 Adaptör Kap. Alt&Üst Adapter End Cap Bottom&Top	4Ad. 4 Pcs.			
	153-02-738 Rulman Roller	4Ad. 4 Pcs.			
	153-01-108 Stoplama Stöper	4 Ad. 4 Pcs.			

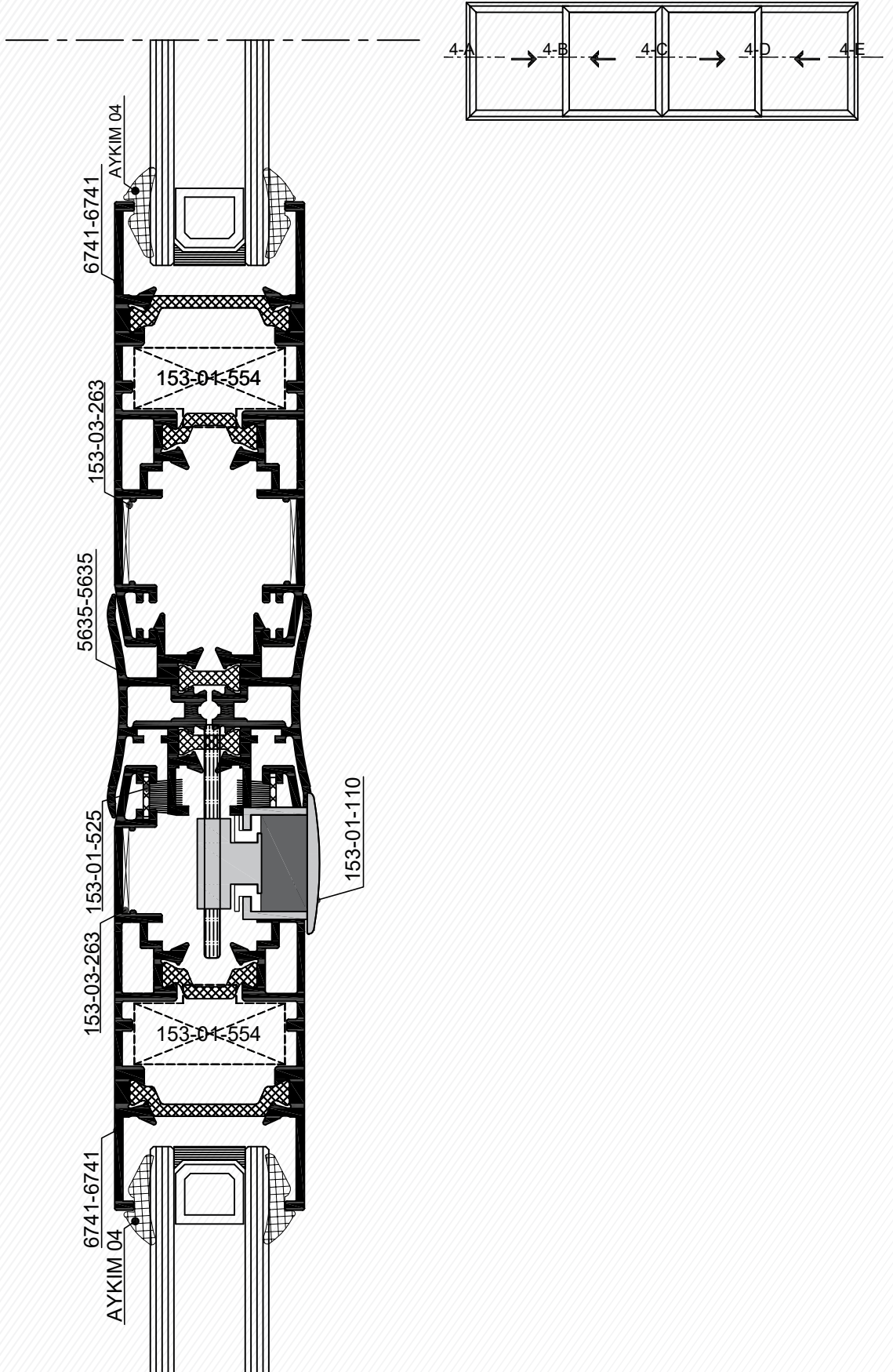


Ölçek: 1:2 / Scale: 1:2

Detaylar / Details

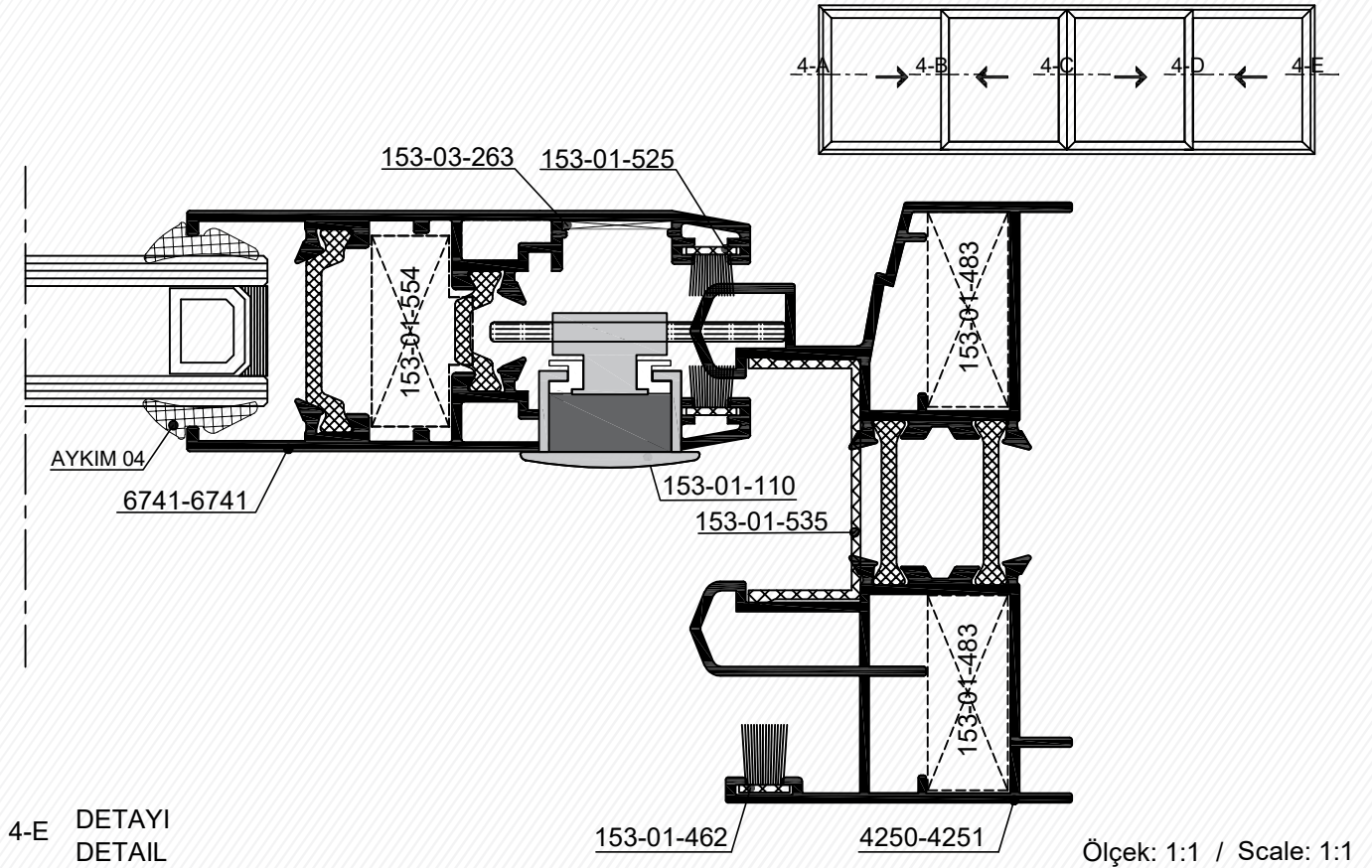
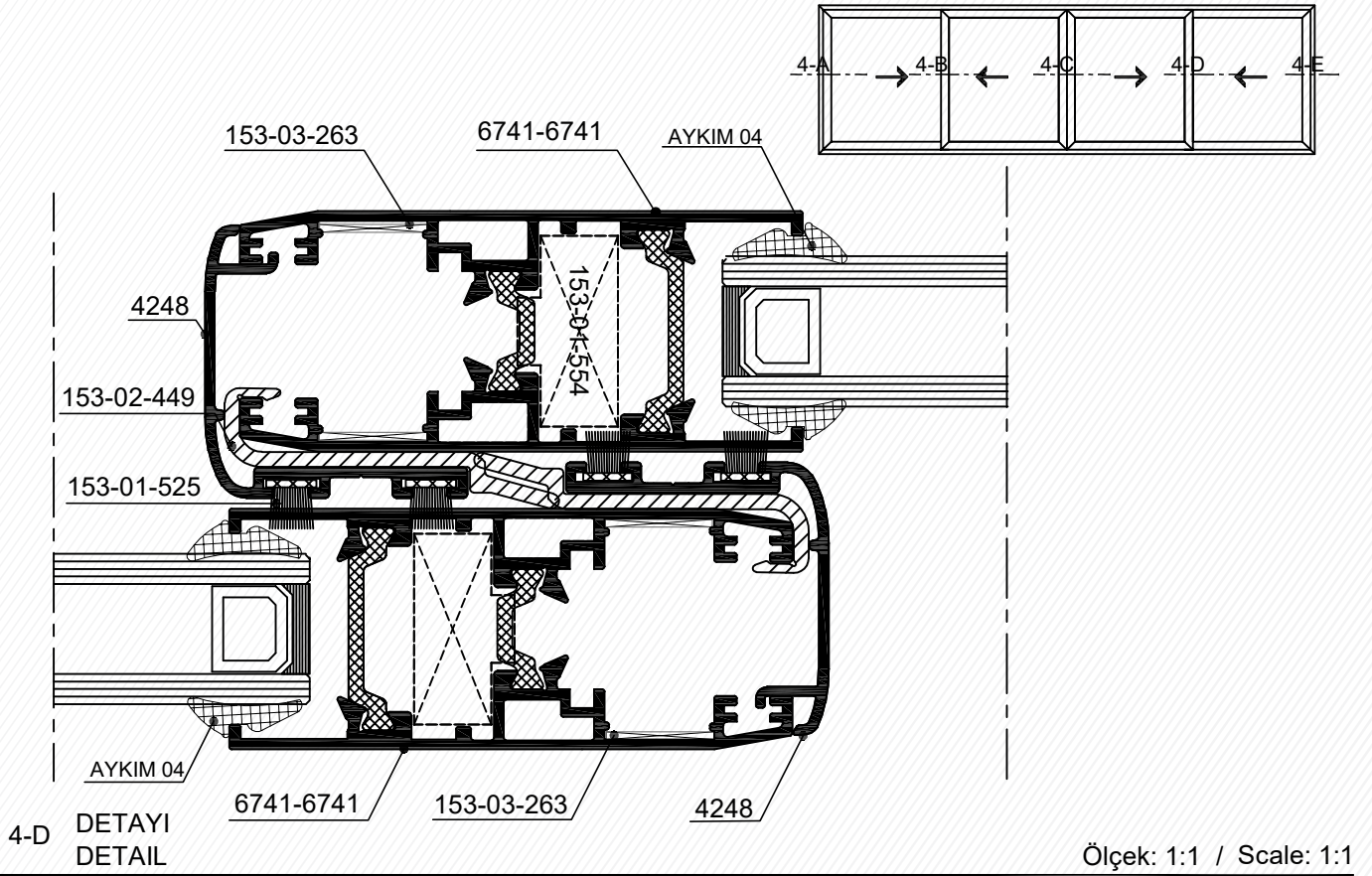


Detaylar / Details

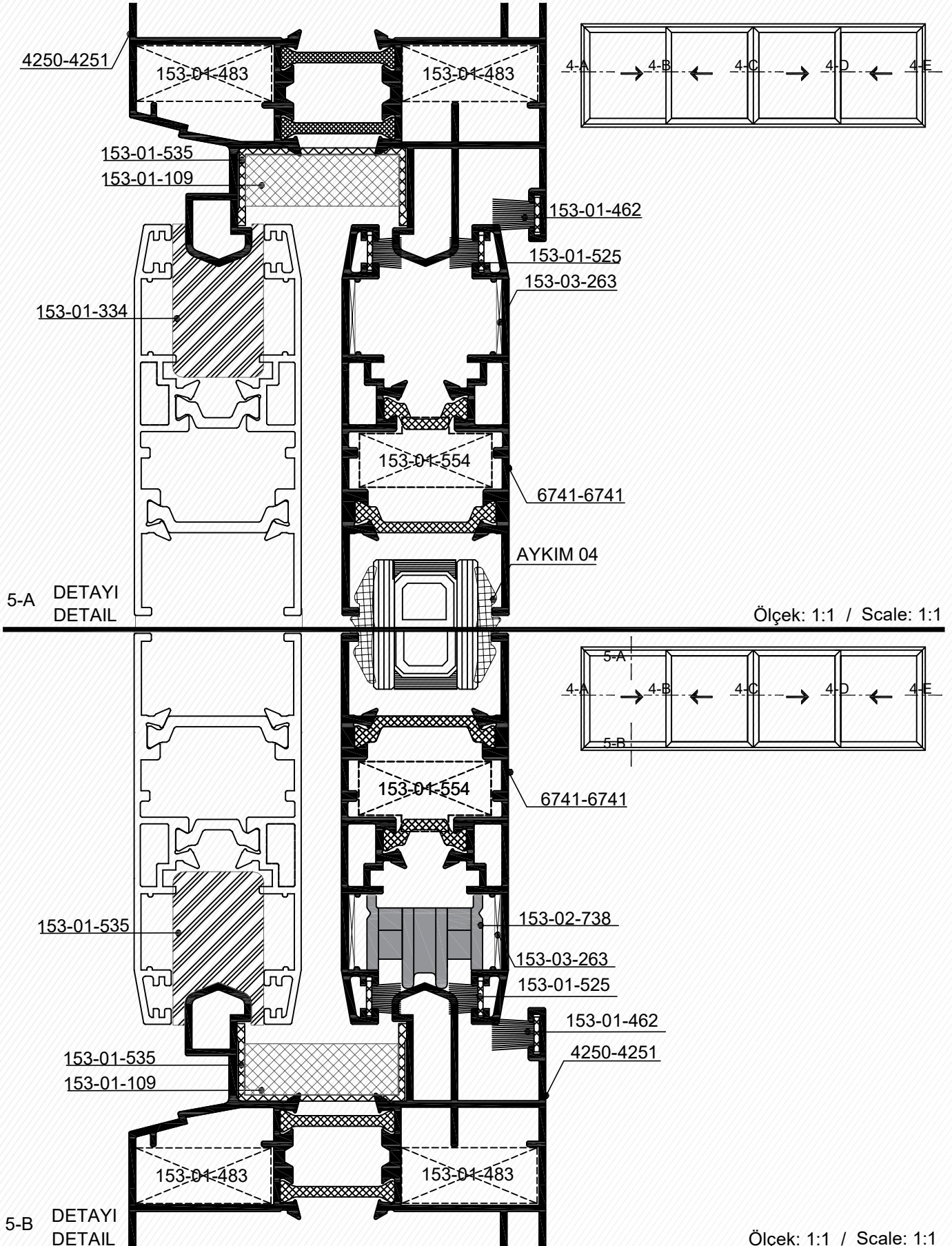
4-C DETAYI
DETAIL

Ölçek: 1:1 / Scale: 1:1

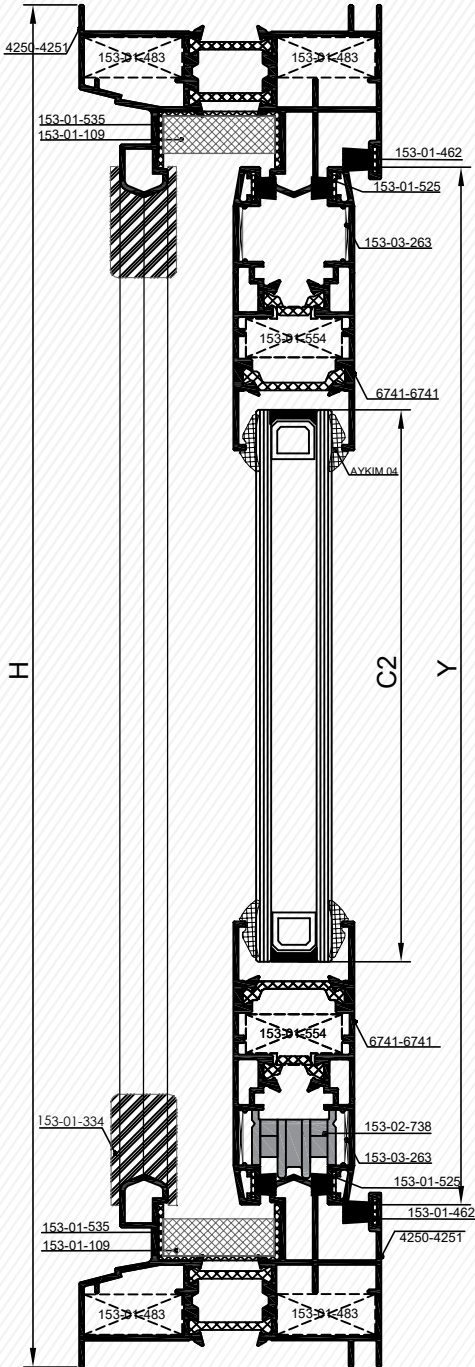
Detaylar / Details



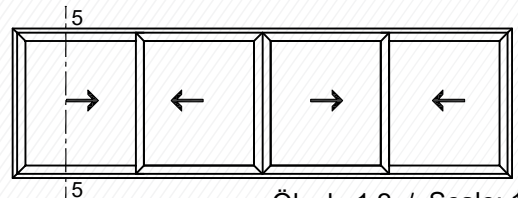
Detaylar / Details



Detaylar / Details


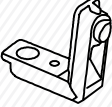


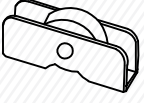
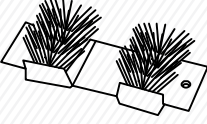


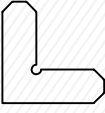
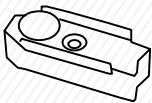
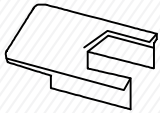


Kasa Genişlik Frame Width	4250/4251			2 Ad. 2 Pcs.	L
Kasa Yükseklik Frame Height	4250/4251			2 Ad. 2 Pcs.	H
Kanat Genişlik Sash Width	6741-6741			8 Ad. 8 Pcs.	X= A-8
Kanat Yükseklik Sash Height	6741-6741			8 Ad. 8 Pcs.	Y= H-85,70
Adaptör Profili Yükseklik Adapter Profile Height	4248			4 Ad. 4 Pcs.	Y= H-85,70
Orta Adaptör Profili Yükseklik Middle Adapter Profile Height	5635/5635			1 Ad. 1 Pcs.	Y= H-85,70
Kanat Cam Genişlik Glazing Sash Width				4 Ad. 4 Pcs.	C1=A-138
Kanat Cam Yükseklik Glazing Sash Height				4 Ad. 4 Pcs.	C2=H-215

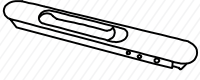
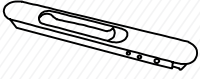





5-5
DETAYI
DETAIL

Ölçek: 1:2 / Scale: 1:2

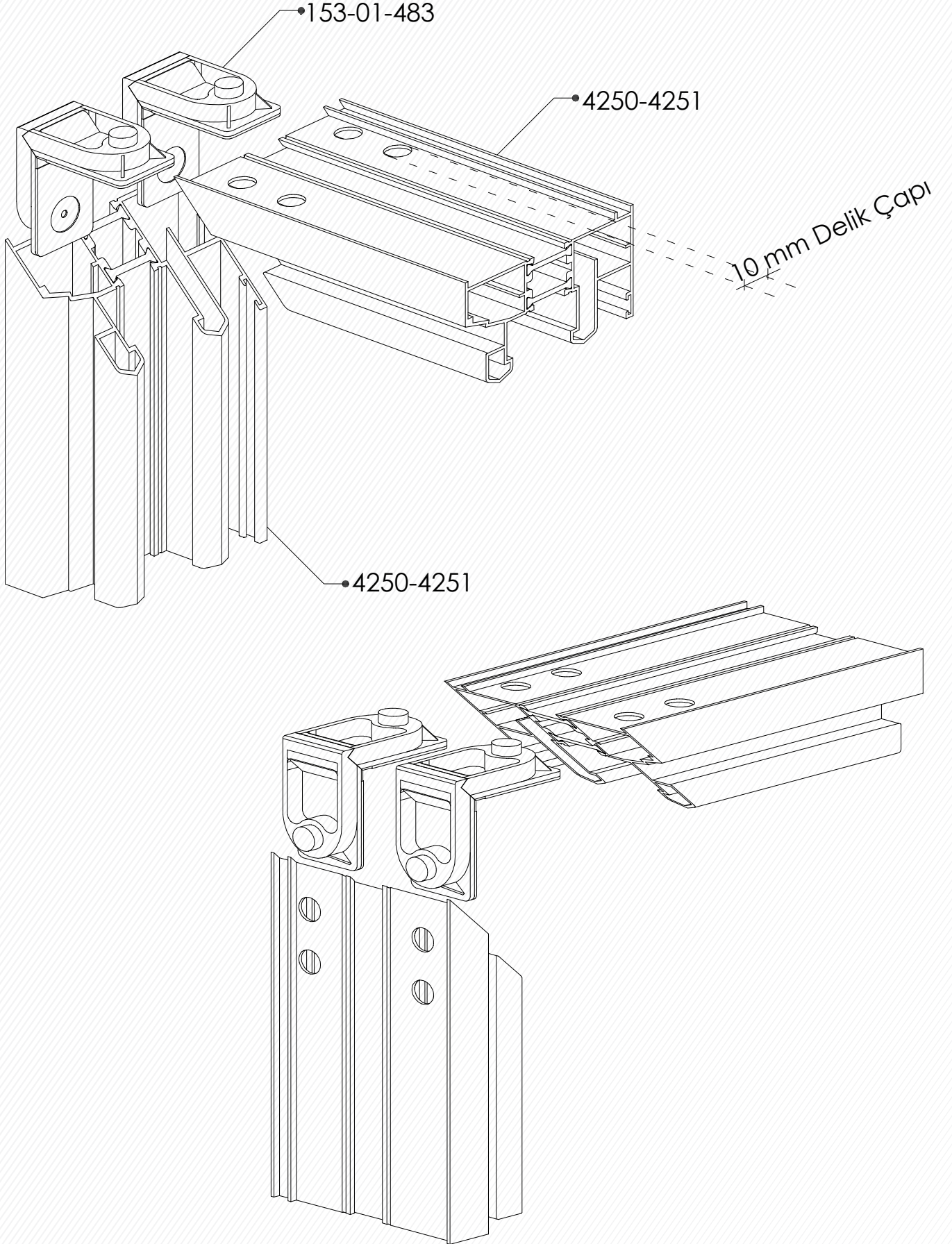
Aksesuarlar / Accessories

Ürün Çizimi Drawing	Ürün Kodu Product No	Ürün Adı Product Name	Kullanıldığı Profiller Profiles Used
	153-01-554	Kanat Köşe Takozu Joint Corner for Sash	4249-4249 6741-6741
	153-01-483	Kasa Köşe Takozu Joint Corner for Frame	4250-4251
	153-01-091	Rulman Roller	4249-4249
	153-02-738	Rulman Roller	6741-6741
	153-01-285	Sineklik Rulman Fly Screen Roller	996
	153-01-109	Tozluk Brush with Sticky Back	4250-4251
	153-01-535	"U" Kanal Plastiği Plastic Cover For Frame	4250-4251
	153-02-449	Kenet Plastiği Plastic Sash Lock Adapter	4248
	153-03-263	Kanat Köşe Gönye Alignment Joint Corner	4249-4249 6741-6741
	153-01-108	Sürme Stoplama Stoper	4249-4249 6741-6741
	153-01-334	Adaptör Kap.Alt&Üst Adapter End Cap Bottom&Top	4248

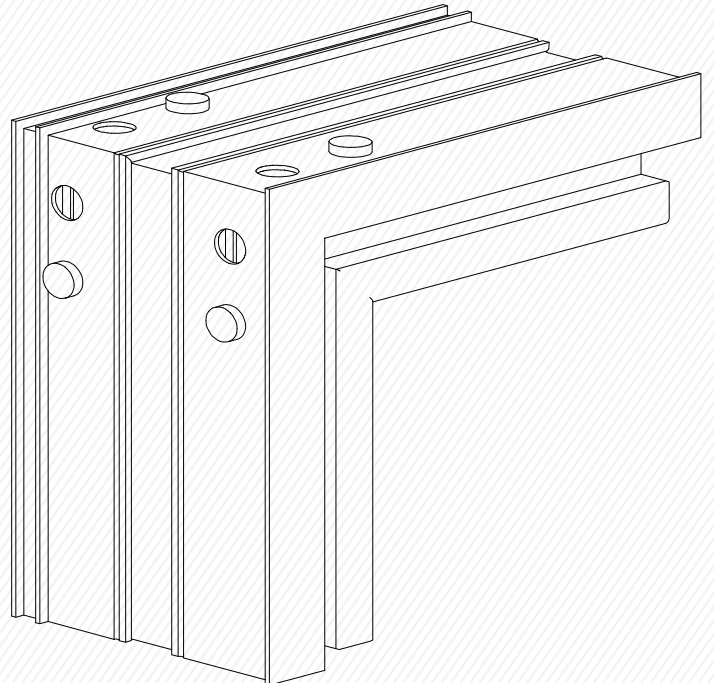
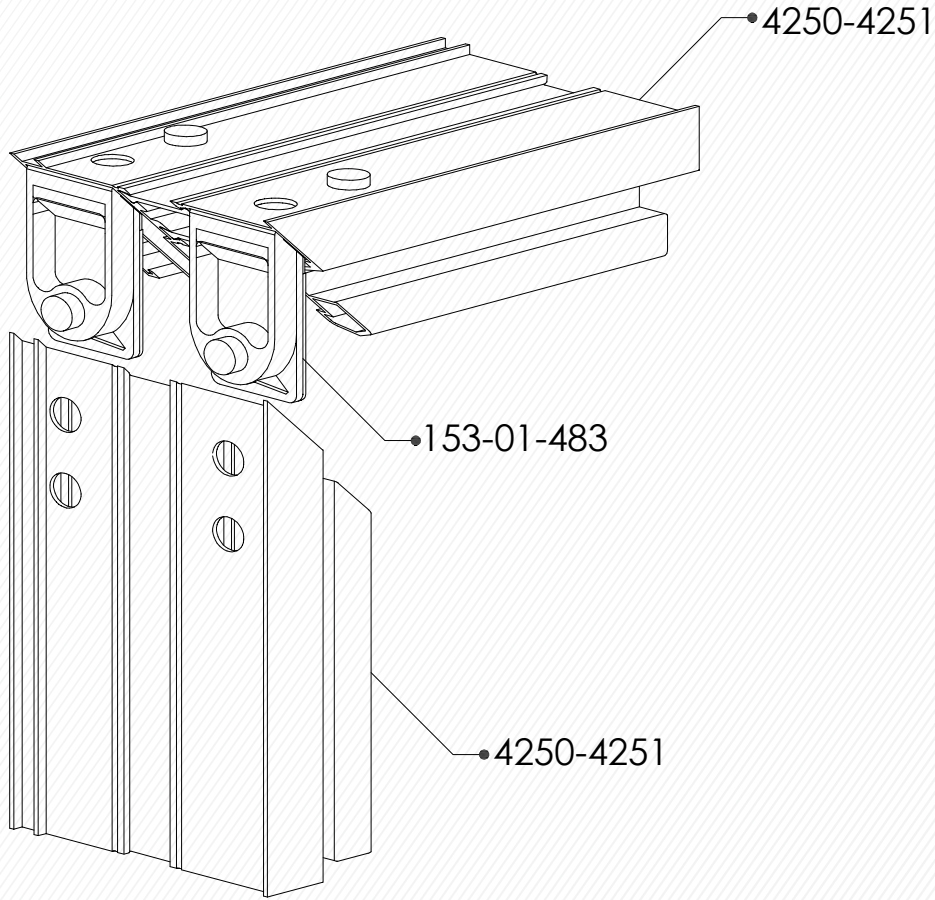
Aksesuarlar / Accessories

Ürün Çizimi Drawing	Ürün Kodu Product No	Ürün Adı Product Name	Kullanıldığı Profiller Profiles Used
	153-02-351 153-01-135 153-01-146	Büyük Oval Sürme Kilit (KAPI) Locking For Sliding Doors 02-351 Gümüş 01-135 Siyah 01-146 Beyaz 02-351 Silver 01-135 Black 01-146 White	4249-4249 6741-6741
	153-02-352 153-02-085 153-01-159	Multi Havuz Kol (KAPI) Emendment Handle 02-352 Gümüş 02-085 Siyah 01-159 Beyaz 02-352 Silver 02-085 Black 01-159 White	4249-4249 6741-6741
	153-01-110 153-01-111 153-01-112	Oval Sürme Kilit(Pencere) Locker For Sliding Windows 110-Gümüş 111-Siyah 112-Beyaz 110-Silver 111-Black 112-White	4249-4249 6741-6741
	153-01-406 153-01-407 153-01-408	Oval Sürme Havuz Kol(Pencere) Emendment Handle 406-Gümüş 407-Renkli 408-Beyaz 406-Silver 407-Color 408-White	4249-4249 6741-6741
	153-01-525	550'lik Kıl Fitil Brush Roving	----
	153-01-462	800'lük Kıl Fitil Brush Roving	----
	AYK 04	Cam Fitili 3mm 63gr/m Gasket	4249-4249 6741-6741

Aksonometri / Axometry



Aksonometri / Axometry



Aksonometri / Axometry

